AIKO

NEOSTAR

3S+54 Dual-Glass Module

460W-490W



Technical Features:

- Partial Shading Optimisation
- Better Temperature Coefficient
- High Temperature Restriction
- Micro-crack Resistance
- Higher Power
- Lower BOS
- More Aesthetic Values
- Infinite Technology

TIER 1 BloombergNEF

ESG TRANSPARENCY AWARD 2024/25 EXCELLENCE

inter solar award 2023 WINNER

reddot winner 2023

25 year Product Warranty

30 year Performance Warranty

CE

TÜVRheinland

Warranty partner

Munich RE

Neostar 3S+54

AIKO-A-MCE54Db

490W	24.5%	≤1%	≤0.35%
Output	Efficiency	First-year Degradation	Annual Degradation from Year 2-30

30-year Linear Performance Warranty

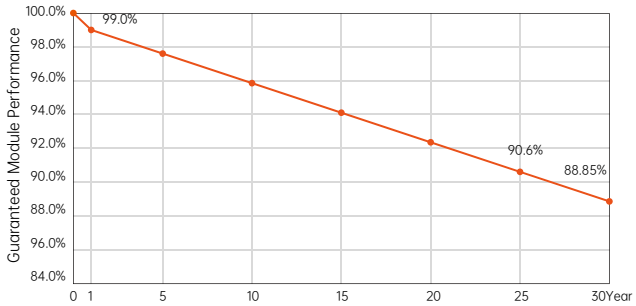

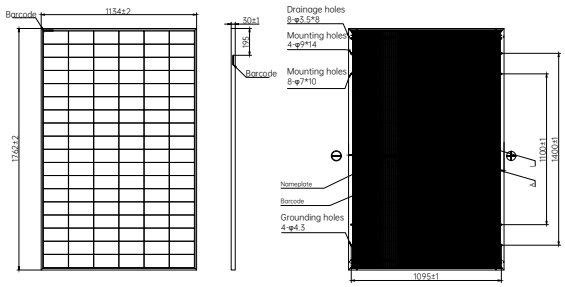

Tolerance
L: ±2mm
W: ±2mm
Unit: mm

Electrical Characteristics (STC: AM1.5 1000W/m² 25℃ NOCT: AM1.5 800W/m² 20℃ 1m/s)

Power Tolerance:0~ + 3%

Module Type	AIKO-A460-MCE54Db		AIKO-A465-MCE54Db		AIKO-A470-MCE54Db		AIKO-A475-MCE54Db		AIKO-A480-MCE54Db		AIKO-A485-MCE54Db		AIKO-A490-MCE54Db	
Test Conditions	STC	NOCT	STC	NOCT	STC	NOCT	STC	NOCT	STC	NOCT	STC	NOCT	STC	NOCT
P_{max} [W]	460	349	465	352	470	356	475	360	480	364	485	367	490	371
V_{oc} [V]	40.50	38.42	40.60	38.52	40.70	38.61	40.80	38.71	40.90	38.80	41.00	38.90	41.10	38.99
V_{mp} [V]	34.10	32.35	34.20	32.45	34.30	32.54	34.40	32.64	34.50	32.73	34.60	32.83	34.70	32.92
I_{sc} [A]	14.66	11.85	14.69	11.87	14.72	11.89	14.76	11.93	14.80	11.96	14.84	11.99	14.88	12.02
I_{mp} [A]	13.50	10.89	13.60	10.87	13.71	10.96	13.81	11.04	13.92	11.13	14.02	11.21	14.13	11.29
Module Efficiency	**23.0%**		**23.3%**		**23.5%**		**23.8%**		**24.0%**		**24.3%**		**24.5%**	

Product Specification

Cell Type	N-Type ABC
Glass	Dual glass, 2.0 + 2.0mm coated semi tempered glass
Frame	Black anodized aluminum
Cable	4mm²(IEC) 12AWG(UL) ±1200mm
No. of Cells	108(6*18)
Junction Box	IP68, 3 bypass diodes
Connector	Original MC4
Weight	24.2kg±3%
Dimension	1762*1134*30mm
Package Detail	37pcs per pallet / 222pcs per 20'GP / 962pcs per 40'HC

Temperature Ratings (STC)

Temperature Coefficient of I_{sc}	+ 0.05%/ °C
Temperature Coefficient of V_{oc}	- 0.22%/ °C
Temperature Coefficient of P_{max}	- 0.26%/ °C

Installation Guide

Operation Temperature	-40℃ - +85℃
Maximum Series Fuse Rating	30A
Protection Class	Class Ⅱ
Maximum System Voltage	DC1500V
Maximum Static Loading	Front 5400Pa Back 2400Pa
Hail Test	35 mm diameter hail at 23 m/s
Fire Rating	IEC Class A

www.aikosolar.com
marketing@aikosolar.com

*AIKO reserves right to update the specification without notice

V2.1_202502_DsDr_EN