REV.	DATE	DESCRIPTION
A	22/09/26	Columns added to South West elevation

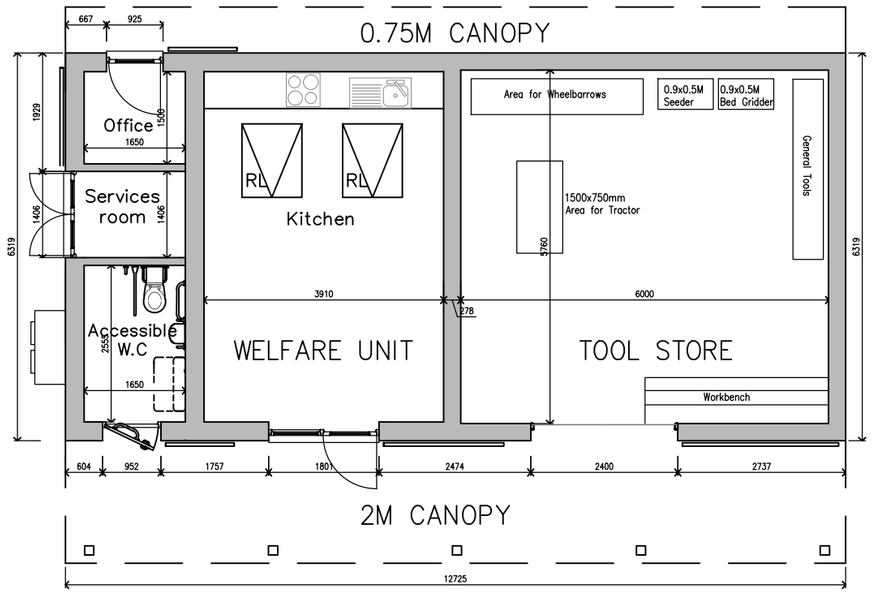

GROUND FLOOR PLAN

METRES 0 1 2 3 4 5

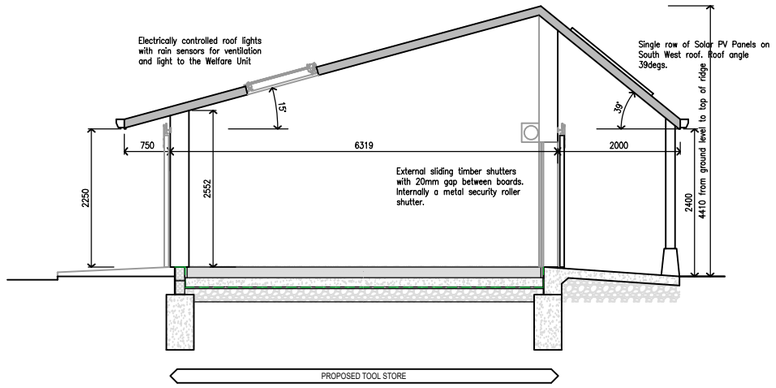

CROSS SECTION

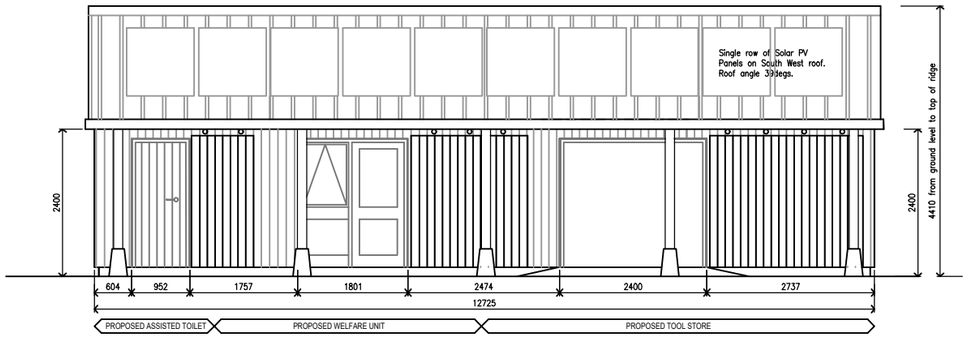

External sliding timber panel to Toilet Door. Panel to be made to match the external boarding of the main walls with a 19mm wide gap between the boards. Boards to be rough sawn and left to a natural grey colour.
Internally a timber framed solid paneled door.

External sliding timber panel to Welfare Unit Door and Side Window. Panel to be made to match the external boarding of the main walls with a 19mm wide gap between the boards. Boards to be rough sawn and left to a natural grey colour.
Internally a timber framed double glazed door and window.

External sliding timber panel to Tool Store Door to be made to match the external boarding of the main walls with a 19mm wide gap between the boards. Boards to be rough sawn and left to a natural grey colour.
Internally a security metal roller shutter.

SOUTH WEST ELEVATION

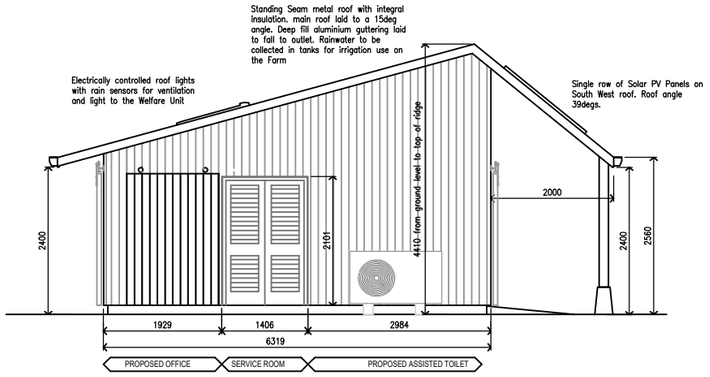

External sliding timber panel to Service Room Door to be made to match the external boarding of the main walls with a 19mm wide gap between the boards. Boards to be rough sawn and left to a natural grey colour.
Internally a timber framed timber slatted door for ventilation.

Proposed position for Air-Source Heat Pump

NORTH WEST ELEVATION

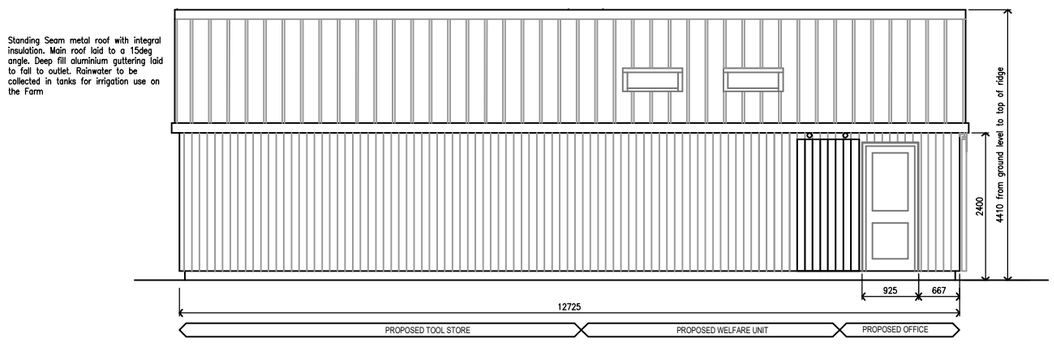

External sliding timber panel to the Office Door to be made to match the external boarding of the main walls with a 19mm wide gap between the boards. Boards to be rough sawn and left to a natural grey colour.
Internally a timber framed double glazed door.

NORTH EAST ELEVATION

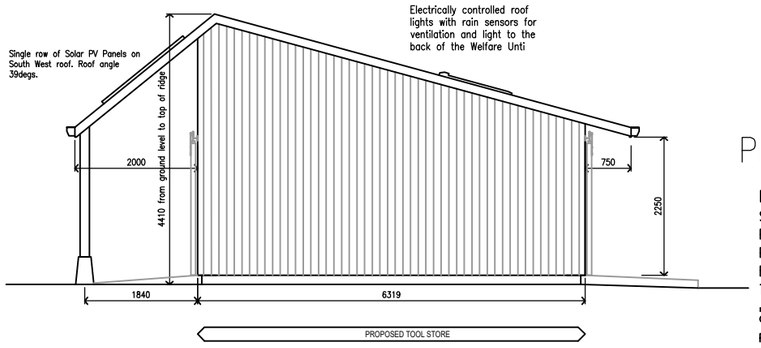

SOUTH EAST ELEVATION

PROPOSED WELFARE UNIT AND TOOL STORE SCALE 1:100 AT A3

EXTERNAL SHUTTERS IN OPEN POSITION

COPYRIGHT RESERVED.

PLANNING ISSUE

DAVID EDMONDS DESIGN
SUNNYCROFT
PIPEHOUSE LANE
PIPEHOUSE
BATH BA2 7UJ
TEL NO: 01225 723961

Client
Pear Tree Community Farm
Church Lane, Freshford

Project
Proposed Community Farm

Title
Welfare Unit and Tool Store
Proposed Ground Floor Plan, Elevations and Sections

Date	Scale	Drawing Number	Rev
Feb 2026	1:100 @ A3	2601 PR07	A

C.A.D. Ref.: C:\DRAWINGS\ACAD.DWG