NOTES

Do not scale. Contractor or subcontractor to check all dimensions on site before building or manufacture.
Any discrepancies between site, drawing or specification to be reported to the architect immediately.

The measurements for neighboring properties are not (unless noted otherwise) part of the measured survey but have been drawn with some approximation based on OS or other information available.

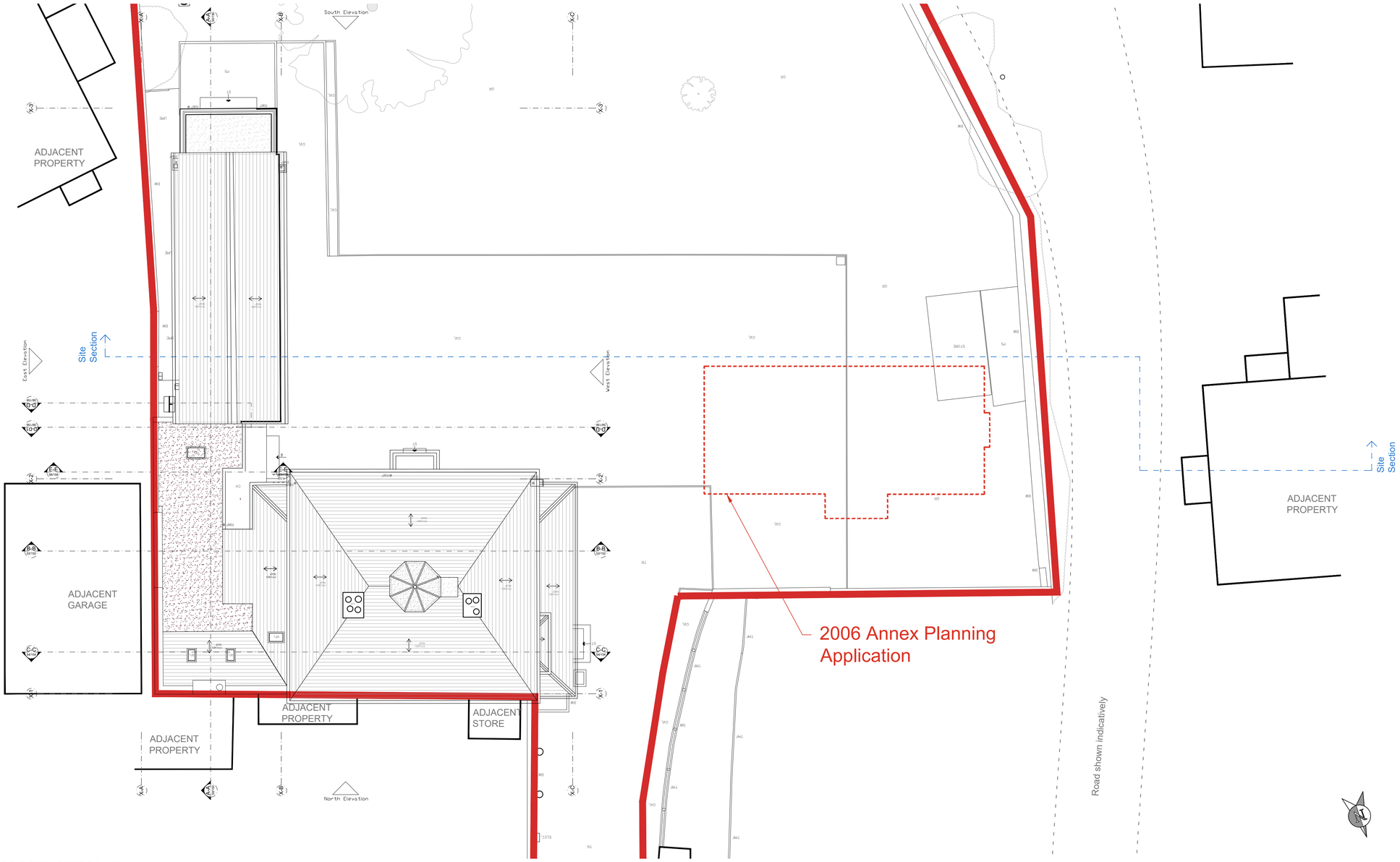

PROPOSED SITE PLAN - 1:100(A1) - 1:200(A3)

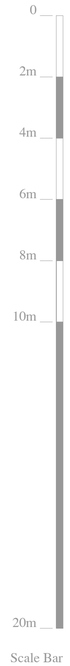

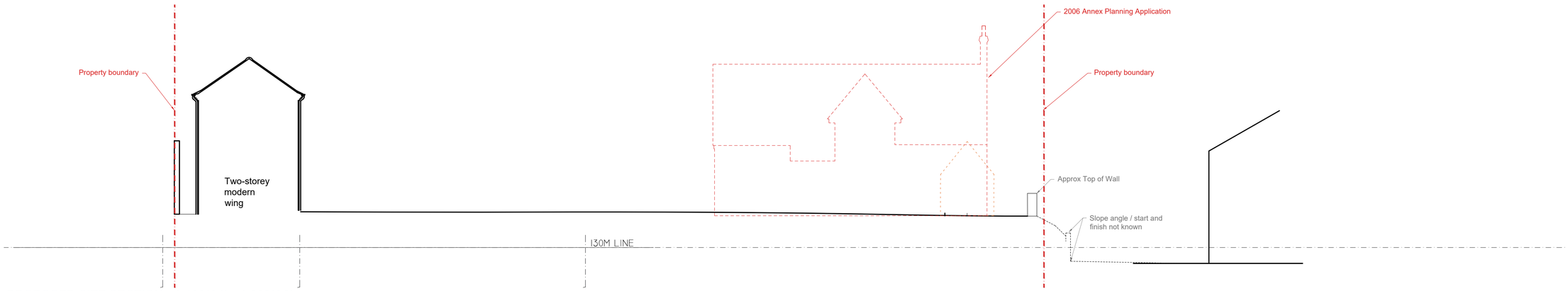

PROPOSED SITE SECTION - 1:100(A1) - 1:200(A3)

c:\dropbox\cgad\03 projects\122 wrnh - wrench\02 base drawings\planning\wrnh-122-p - Printed - 11/09/2026 13:29:22 by: Benedict Goodall

DATE		
10/09/2026	031–R02_EX Site	First Issue

Cruice Goodall
Architecture & Design
THE BUTTS, MANNINGFORD ABBOTS, PEWSEY, WILTS, SN9 6HZ
T: 020 3795 7222 E: mail@cruicegoodallarchitecture.com

Wrench

SITE
Melbourne House
SN10 2AB

DRAWING
Existing
Site Plan & Section

SCALE @ A1/A3	DATE	DRAWN
1:100/1:200	Sep 2026	BCG

JOB No.	DWG. No.	REVISION
122	P031	R02