Do not scale from this drawing unless for Planning purposes. Figured dimensions only to be used. All dimensions must be checked on site by the Contractor prior to the commencement of any fabrication or building works. Where applicable, dimensions and details are to be read in conjunction with specialist consultants' drawings; any disparity between drawings is to be brought to the attention of Savills prior to the commencement of any fabrication or building works. This drawing is the property of Savills and may not be reproduced without their expressed permission.

Notes:

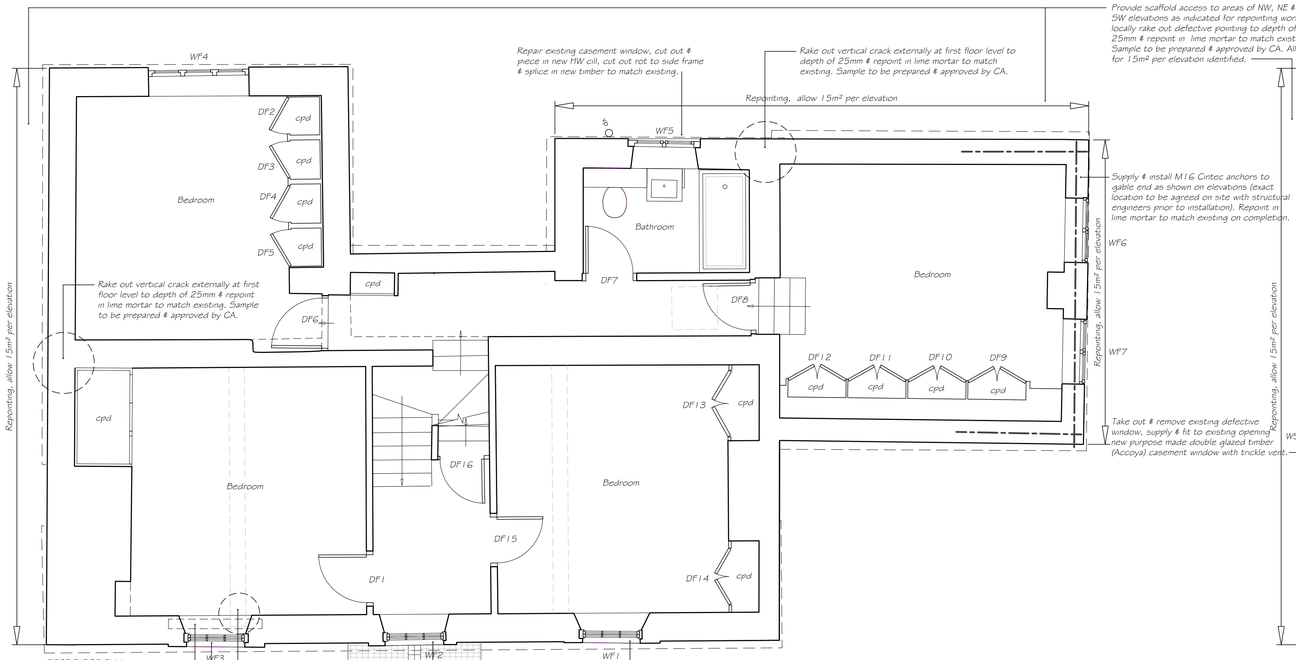

FIRST FLOOR PLAN

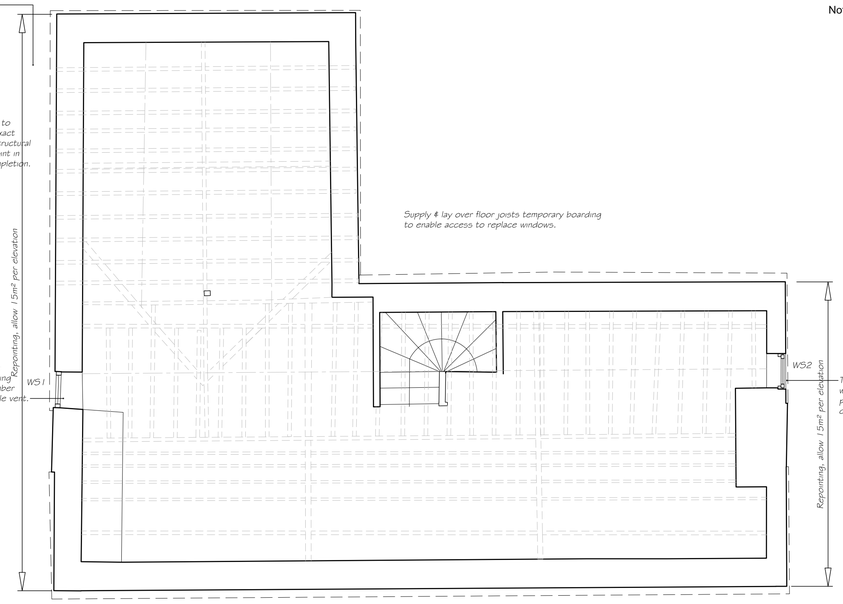

SECOND FLOOR PLAN

Carefully take off & set aside existing architrave, timber paneling & shutters. Open up lintels internally for inspection by structural engineer. Allow to replace 1No timber lintel & reinstate joinery & internal finishes to match existing.

Repair existing DH5 window, splice in new base rail to upper & lower sash, repair lower section of sash box to 1Now side, cut out & replace HW cill, all to match existing.

Open up around decayed timber beam end & cut out defective timber. Supply & install 2No 100x100x8 OR5A, 1m long bolted either side of beam. Take out existing decayed bearer timber plate & piece in brickwork bedded in NHL 3.5 lime mortar. All in accordance with structural engineer's requirements. Make good to wall finish to match existing

Prop flat lintel & jack central stone to restore correct allignment, remove loose mortar & repoint in NHL 3.5, mixed to hydrate & applied quite dry to allow for packing & to reduce shrinkage. Repair existing DH5 window, splice in new base rail to lower sash, repair lower section of sash box to both sides, all to match existing.

Construct new timber framed canopy porch structure over front entrance door, tile roof covering to match existing on house, lead flashings & soakere at wall abutment.

Repair existing DH5 window, cut out defective timber & repair lower section of sash box to 1No side to match existing.

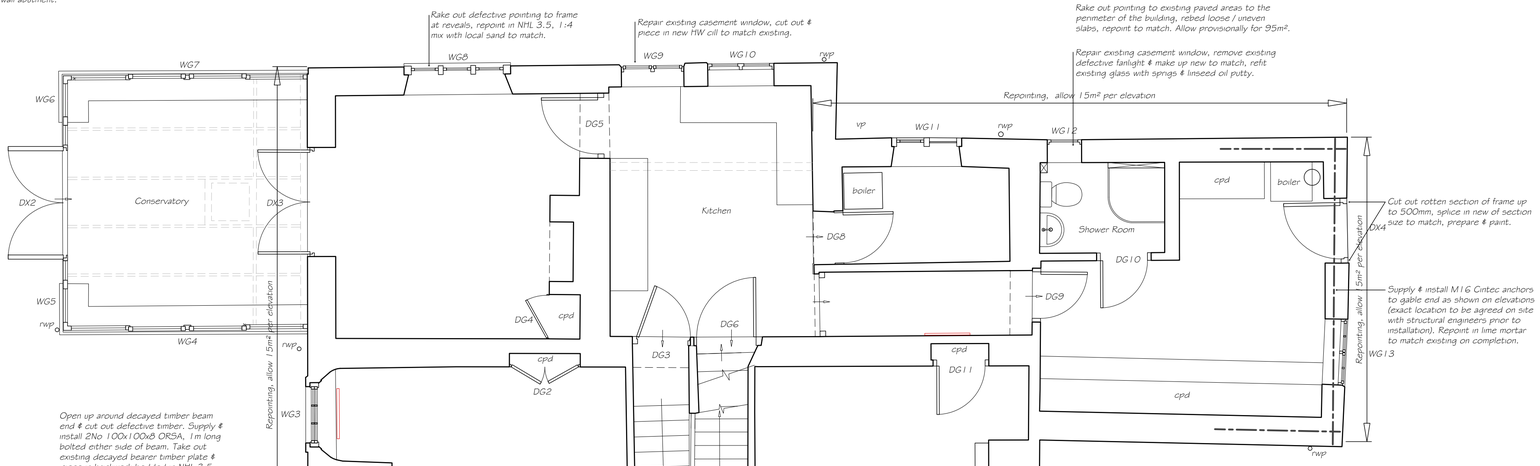

GROUND FLOOR PLAN

Insert additional packing between timber post over & basement timber beam in accordance with structural engineer's details.

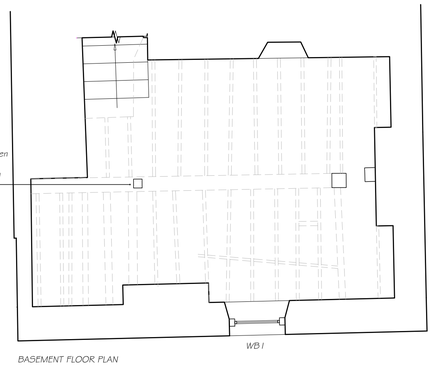

BASEMENT FLOOR PLAN

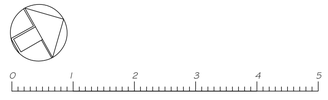

No.	Date	Revision

savills

Sterling Court,
17 Dix's Field,
Exeter,
Devon,
EX1 1QA.
Tel: 01392 455700

www.savills.co.uk

PROJECT
HIGH HOUSE FARMHOUSE
DERTFORD
CORSLEY
WARMINSTER

DRAWING TITLE
FLOOR PLANS AS PROPOSED

CLIENT
LONGLEAT ASTATE

Dwg. No. 748139/01 File No. 748139

Scale 1:50 @ A1 1:100 @ A3

Controlled by JH Designed by JH

Drawn by TC Checked by JH

Date JULY 26 Office EXETER

© This drawing is the copyright of Savills.
Crown Copyright Reserved O.S. LICENCE No. 100024244. This plan is based upon the Ordnance Survey Map with the sanction of the Controller of Her Majesty's Stationery Office.