PROPOSED EXTENSIONS & ALTERATIONS: 7 SADLERS MEAD , CHIPPENHAM. FOR MR S. JUGHARD

South Elevation 1:100

East Elevation 1:100

North Elevation 1:100

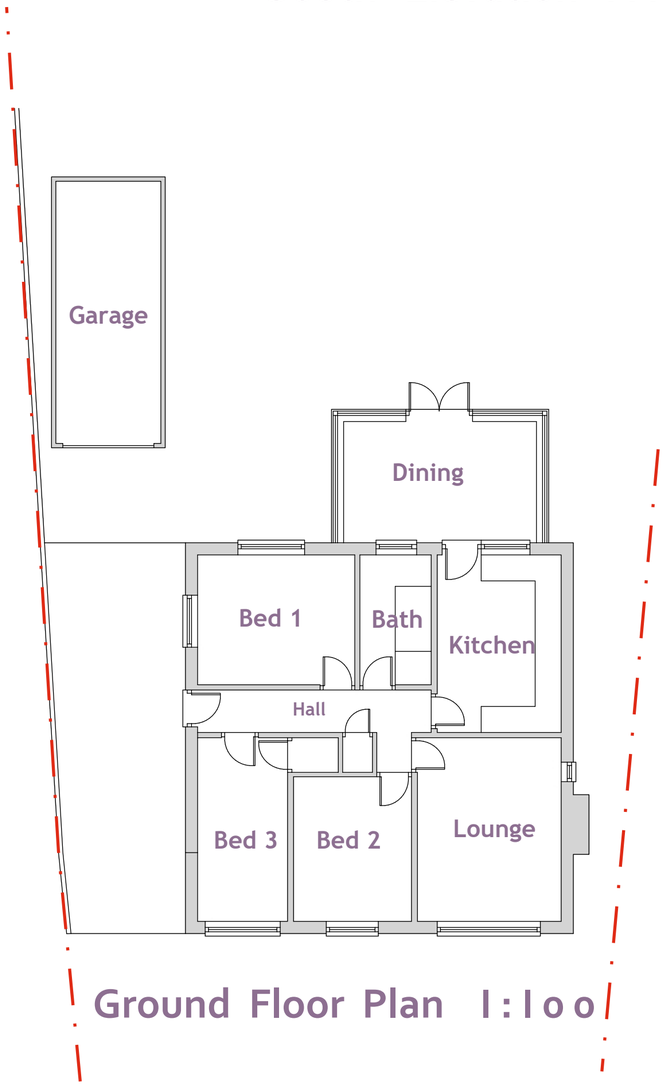

Ground Floor Plan 1:100

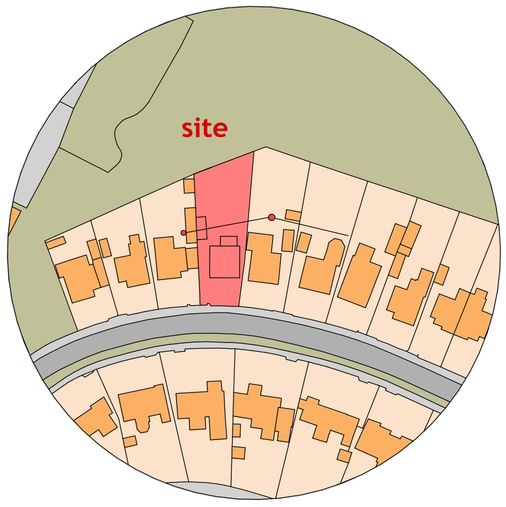

Location Plan 1:1250

0 10m 20m 30m 40m 50m 100m

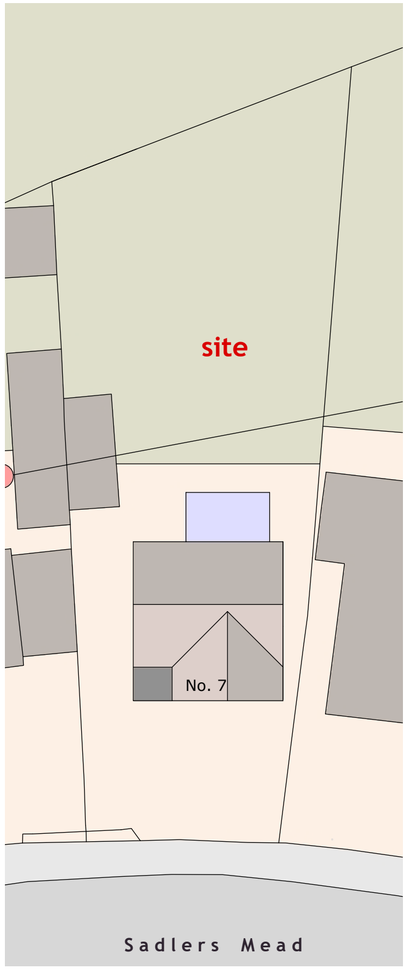

Block Plan 1:250

0 2.5m 5m 7.5m 10m 15m

Scale Bar (A2 print out = 1: 250 scale).

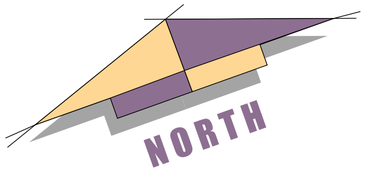

West Elevation 1:100

Scale Bar (A2 print out = 1:100 scale).

0 1m 2m 3m 4m 5m 6m 10m

EXISTING SURVEY

ROBERT MANNING
ARCHITECTURAL DESIGN
OFFICE 129, 8 THE BRIDGE, CHIPPENHAM, WILTS SN15 1EX
MOBILE: 07909228419 EMAIL: robmanning2000@hotmail.com

PROJECT: PROPOSED EXTENSION & ALTERATIONS TO 7 SADLERS MEAD, CHIPPENHAM, WILTS FOR MR S. JUGHARD

DRAWING No:- 381/ RJM / 2025/ 1 REV DATE: MAY 2025

SCALES:- ELEVATIONS & FLOOR PLANS 1:100

ROBERT MANNING, this drawing/design is COPYRIGHT and cannot be copied orused in anyway for the above project or similar ventures, by any means without the express permission of Robert Manning. Always use written measurements in preference to scaling, if in doubt ask,report any discrepancies & always use the latest approved plans by Local Authority.Consult on any design changes to the project, so amendents can be made