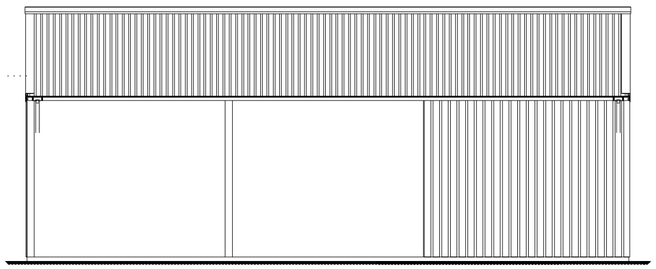

NORTH ELEVATION

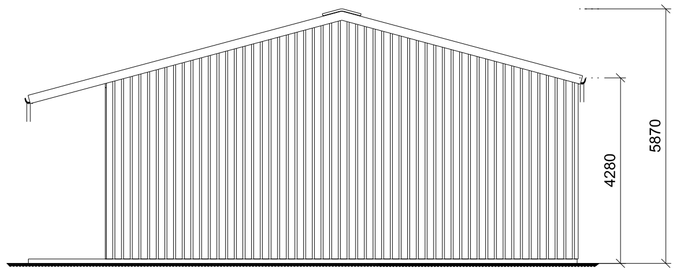

WEST ELEVATION

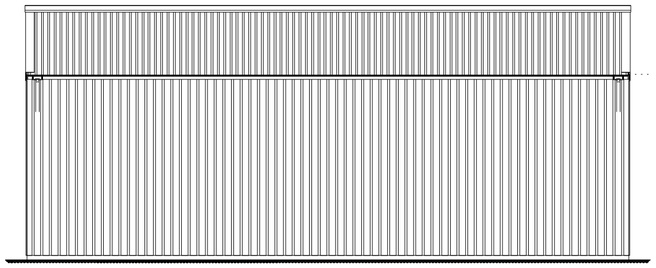

SOUTH ELEVATION

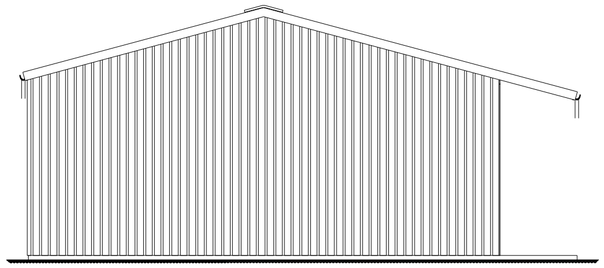

EAST ELEVATION

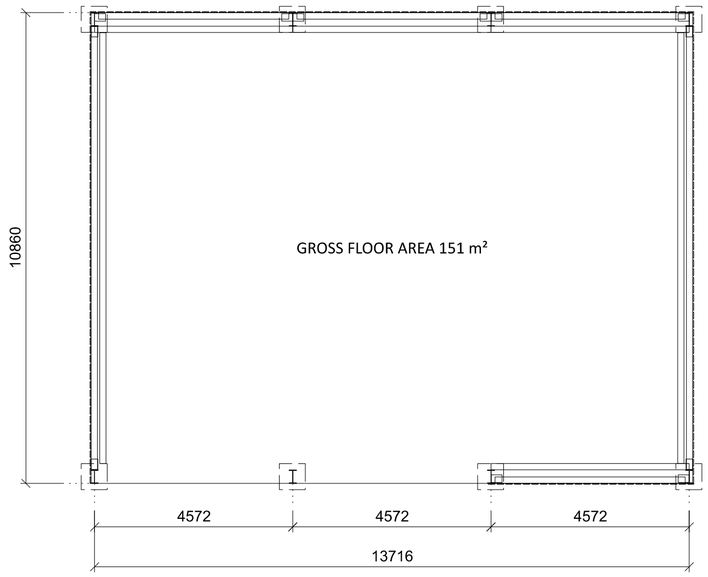

Proposed building to B.S. 5950 industrial specification, EN 1090 execution class 2.
For c.e. marking the steel work will be fabricated in accordance with the current edition of the National Steel Specification for Building Construction.

Proposed steel portal frame building 13.716 m long in three Nº 4.572 m bays, 10.860 m wide, 4.280 m high to eaves with a 15° roof pitch

Portal frame stanchions, rafters, base plates, haunches, gable posts, eaves ties, roof/side bracing provided to manufacturers recommendations.
Stanchions set 450 mm below finished ground level.

All steelwork shot blasted SA 2.5 primed with 25 microns of welable primer & finished with one coat zinc phosphate giving average paint thickness of 75 microns.

Purlins, cladding rails, eaves beams & accessories to be cold rolled galvanised steel.

Roof clad with natural grey Profile 6 corrugated fibre cement roofing sheet.
10% of the roof area to have translucent GRP rooflights.

Rear, side & one front elevation bay clad with 150 x 22 mm tanalised space boarding with 2.0 m high pre-cast concrete panels behind.
Two front elevation bays to be open fronted.

Cladding to be fixed to roof purlins, eaves beams, wall plates & cladding rails.

150 mm deep flow Upvc gutters & down pipes.

100 mm Ø storm water drainage laid to falls in accordance with manufacturers recommendations to discharge into rubble filled soak-aways 1.2 m x 1.2 m x 1.5 m deep, minimum 5.0 m from building.

m 1 2 3 4 5 6 7 8 9 10
1:100

NOTES:
ANY WORK UNDERTAKEN PRIOR TO WRITTEN PLANNING APPROVAL OR BUILDING REGULATION CONSENT IS DONE SO AT THE CLIENTS RISK.
ALL DIMENSIONS ARE IN MILLIMETRES AND ALL LEVELS ARE IN METRES UNLESS OTHERWISE SHOWN. ALL DIMENSIONS MUST BE CHECKED ON SITE BEFORE COMMENCEMENT OF WORK AND ANY DISCREPANCIES IN DIMENSIONS OR DETAILS SHOULD BE DRAWN TO THE ATTENTION OF FBC, IN WRITING, FOR CLARIFICATION.
IF THIS DRAWING IS READ IN CONJUNCTION WITH OTHER DRAWINGS/SPECIFICATIONS THEY ARE TO BE CROSS CHECKED AND ANY DISCREPANCIES REPORTED PRIOR TO WORK COMMENCING.
ALL WORKS TO COMPLY WITH RELEVANT B.S., COP., & BUILDING REGULATIONS.
ANY SUBSTITUTION OF MATERIALS SPECIFIED ARE TO BE OF SIMILAR QUALITY AND STANDARD AS STATED.
THE USE OF ALL COMPONENTS & MATERIALS IS TO BE STRICTLY IN ACCORDANCE WITH MANUFACTURERS INSTRUCTIONS.
FBC OWNS THE COPYRIGHT OF THIS DESIGN/ DRAWING WHICH MUST NOT BE REPRODUCED IN WHOLE OR ANY PART WITHOUT THE WRITTEN PERMISSION OF FBC.
PARTY WALL ACT
UNDER THE REQUIREMENTS OF THE PARTY WALL ACT, THE OWNER HAS A DUTY TO SERVE NOTICE ON ANY ADJOINING OWNER IF THE PROPOSEDBUILDING WORK INVOLVES WORKS ON OR TO AN EXISTING PARTY WALL. A PARTY WALL AGREEMENT IS TO BE IN PLACE PRIOR TO COMMENCING WORKS ON SITE.

CONSTRUCTION (DESIGN & MANAGEMENT) REGULATIONS 2015
FALCON BUILDING CONSULTANTS DOES NOT ACT AS PLANNING SUPERVISOR. THE ATTENTION OF THE CLIENT AND THE PRINCIPAL CONTRACTOR IS DRAWN TO THE ABOVE REGULATIONS.
IF THESE REGULATIONS ARE APPLICABLE TO THIS PROJECT THE DUTIES OF THE CLIENT AND THE PRINCIPAL CONTRACTOR MUST BE SATISFIED.
THIS DESIGN HAS BEEN UNDERTAKEN WITH REASONABLE SKILL, CARE AND DILIGENCE TO ELIMINATE FORESEEABLE RISKS TO THE HEALTH AND SAFETY OF EXPERIENCED PERSONS INVOLVED IN THE CONSTRUCTION CLEANING OR MAINTAINING OF THE PROJECT.
THERE ARE NO SPECIAL OR EXTRAORDINARY RISKS ASSOCIATED WITH THIS DESIGN, SUBJECT TO THE CONDITIONS THAT THE PRINCIPAL CONTRACTOR IS SUITABLY EXPERIENCED IN PROJECTS OF THIS TYPE AND SIZE AND WITH THE TYPE OF CONSTRUCTION WORK WHICH WILL BE INVOLVED.

NO	DATE	REVISIONS

FALCON BUILDING CONSULTANTS
3 Crewes Cottage,
New Road,
Studley,
Wiltshire
SN11 9LX

Mob 07774 945251

CLIENT
CAROLINE & CLIVE FREEMAN

JOB TITLE
PROPOSED AGRICULTURAL BUILDING
STABLE COTTAGE
ALCOMBE
BOX

DRAWING TITLE
PROPOSED FLOOR PLAN & ELEVATIONS

SCALE 1:50, 1:100 | A2

DATE JUNE 2026 | DRAWN BY KV

DRG NO 26/117/3 | Rev