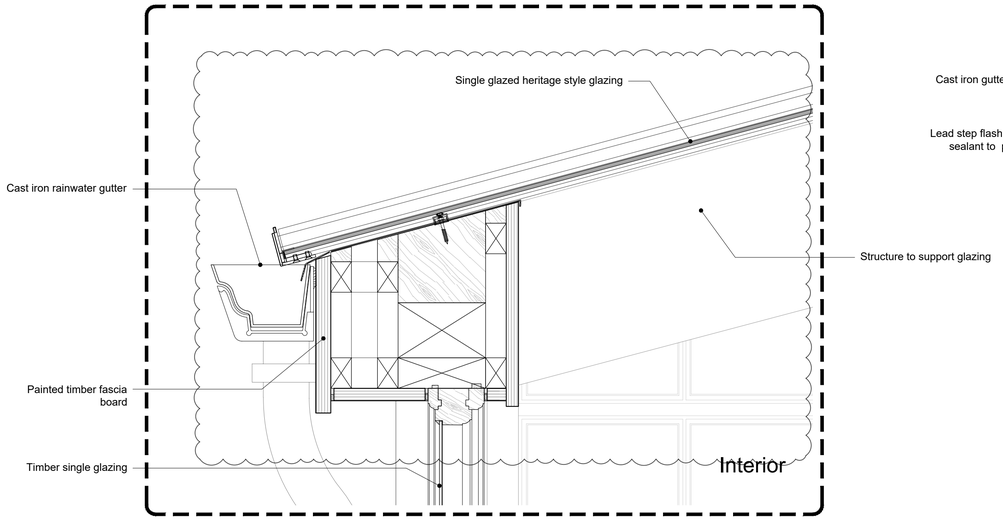

01 / 820.1 Buildings 14 & 17 - Typical Glazing to Roof Glazing junction detail

SCALE 1:5 @ A1

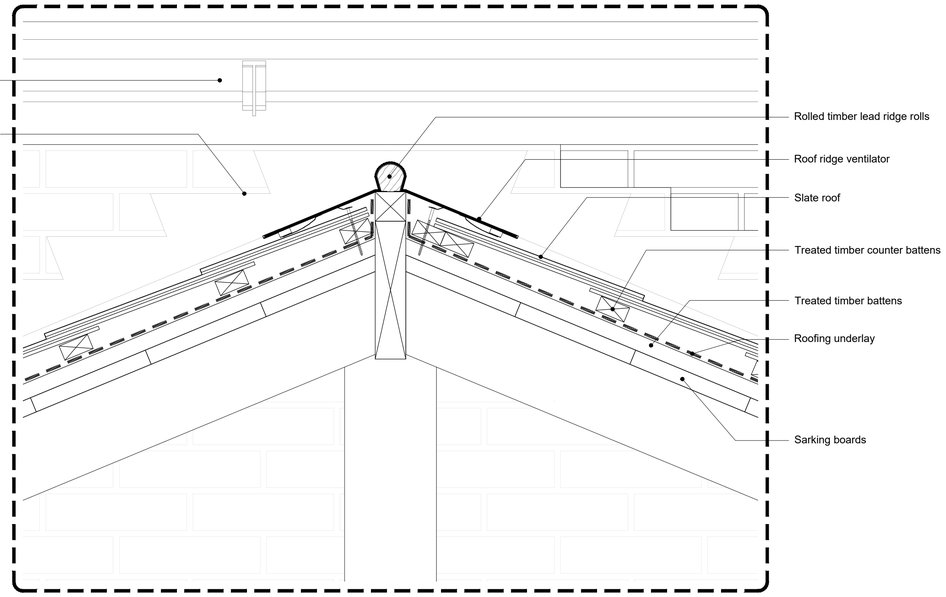

03 / 820.1 Buildings 14 & 17 - Typical Pitched roof ridge detail

SCALE 1:5 @ A1

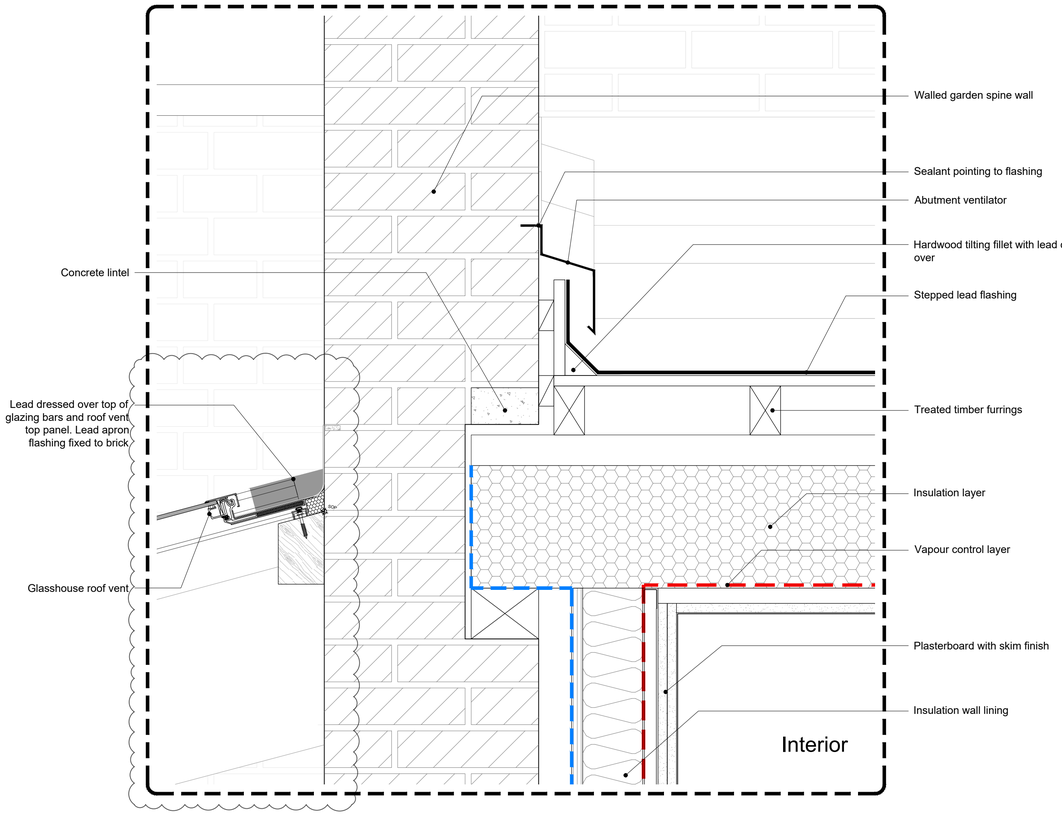

02 / 820.1 Buildings 14 & 17 - Typical Stepped gutter & abutment to spine wall detail

SCALE 1:5 @ A1

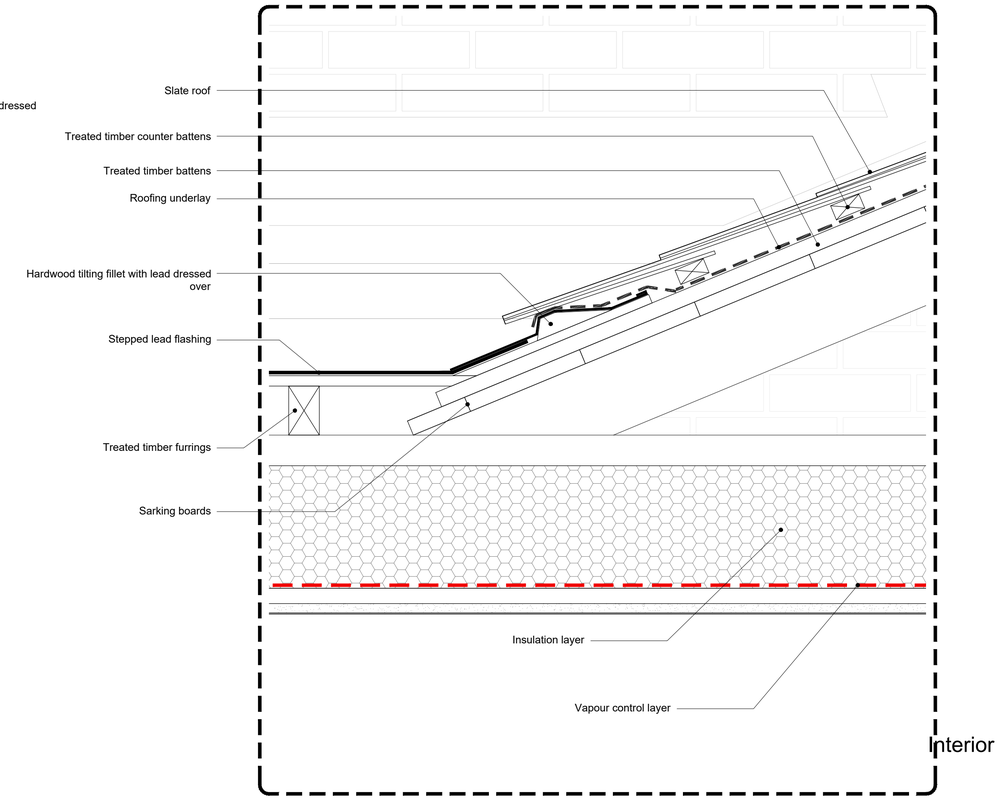

04 / 820.1 Buildings 14 & 17 - Typical Stepped gutter & slate roof detail

SCALE 1:5 @ A1

Scale 1:5@A1

0 0.1 0.2 0.35 0.5 0.75m

No. Notes

1. Dimensions to be verified on site. Only figured dimensions to be used and any discrepancies in dimensions are to be reported to the architect. No dimensions are to be scaled from printed drawings. Any areas indicated on this drawing are for guidance only. No responsibility is taken for their accuracy.
2. There is a risk of injury or death in construction if the works are not properly planned and supervised. The contractor must not undertake any element of the work without first having carried out the necessary risk assessments and prepared detailed method statements.

Sundries Legend

- Damp Proof Course
- Vapour Control Layer
- Damp Proof Membrane

FOR PLANNING

no.	revision.	date.
P3	Glasshouse structure & roof glazing amended	12/06/26
P2	Glazing type and internal wall lining amended	27/03/26
P1	Initial Release	dd/mm/yy

BLDA ARCHITECTS

RIBA Chartered Practice
211 Design Centre East
Chelsea Harbour
London, SW10 0XF
mail@blda.co.uk
www.blda.co.uk
t +44 (0) 20 7838 5555
f +44 (0) 20 7838 5556

Job: TH - Walled Garden Buildings

Title: Buildings 14 & 17 - Typical Details P3

Type: Building 14 & 17

Status: FOR PLANNING

drawn by	JM	checked by	-	approved by	-
scale	1:5 @ A1	size	A1	date	12/06/26
job number		drawing number		revision	
3124		820.1		P3	