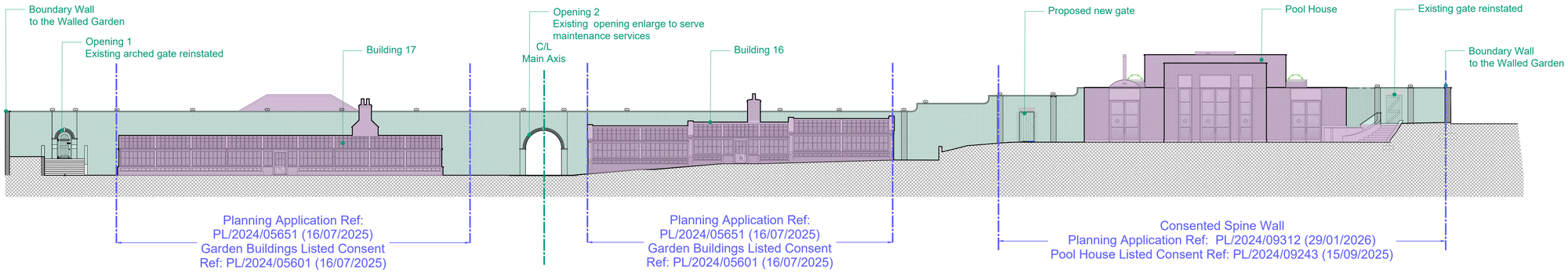

1 Proposed Spine Wall - Elevation to South

Scale 1:200 @ A1, 1;400 @ A3

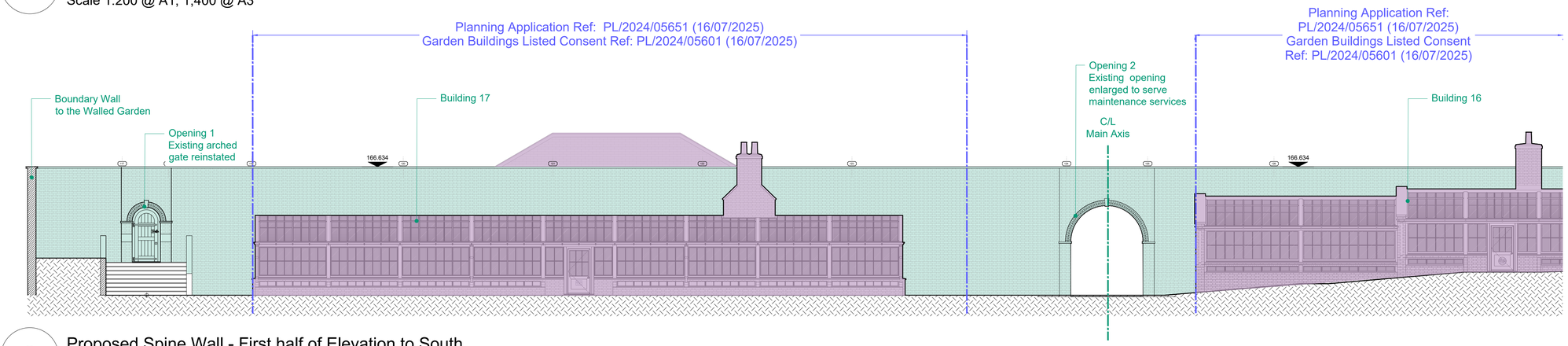

2 Proposed Spine Wall - First half of Elevation to South

Scale 1:100 @ A1; 1:200 @ A3

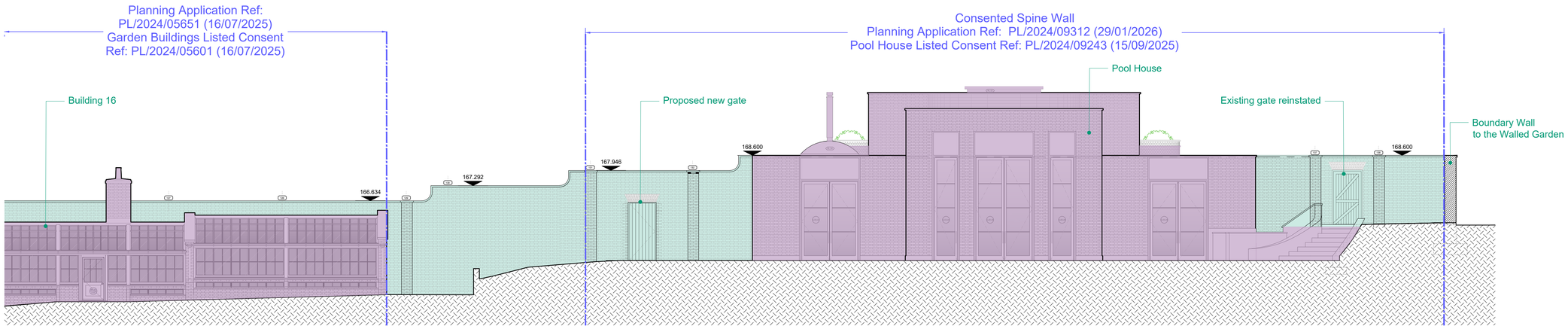

3 Proposed Spine Wall - Second half of Elevation to South

Scale 1:100 @ A1; 1:200 @ A3

No. Notes

1. Dimensions to be verified on site. Only figured dimensions to be used and any discrepancies in dimensions are to be reported to the architect. No dimensions are to be scaled from printed drawings. Any areas indicated on this drawing are for guidance only. No responsibility is taken for their accuracy.
2. There is a risk of injury or death in construction if the works are not properly planned and supervised. The contractor must not undertake any element of the work without first having carried out the necessary risk assessments and prepared detailed method statements.

LEGEND:

- Walled Garden
- Existing Spine Wall
- External Details Subject to separate application
- Proposed Spine Wall

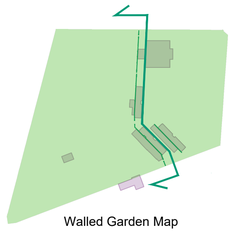

Walled Garden Map

Scale 1:100 @ A1

no.	revision.	date.
D	Opening 01 updated as existing. Opening 02 details updated as Opening 01. Guarding shown to steps adjacent Opening 1	19/05/26
C	Planning Application Issue	
B	Pre application meeting Issue. Step layout amended by reinstated arched gate. Boundary wall lowered adj pier 138.	19/03/26
A	Issue	17/02/26
*	Initial Release - WIP	14/01/26

Job: TH - Walled Garden Landscaping

Title: Proposed Spine Wall - Elevation To South

Type: SPINE WALL

Status: Planning Application

drawn by	EC	checked by	JB	approved by	JB
scale	AS NOTED	size	A1	date	19/05/26
job number		drawing number		revision	
3122		221		D	

BLDA ARCHITECTS

RIBA Chartered Practice

211 Design Centre East
Chelsea Harbour
London, SW10 0XF

mail@blda.co.uk
www.blda.co.uk
t +44 (0) 20 7838 5555