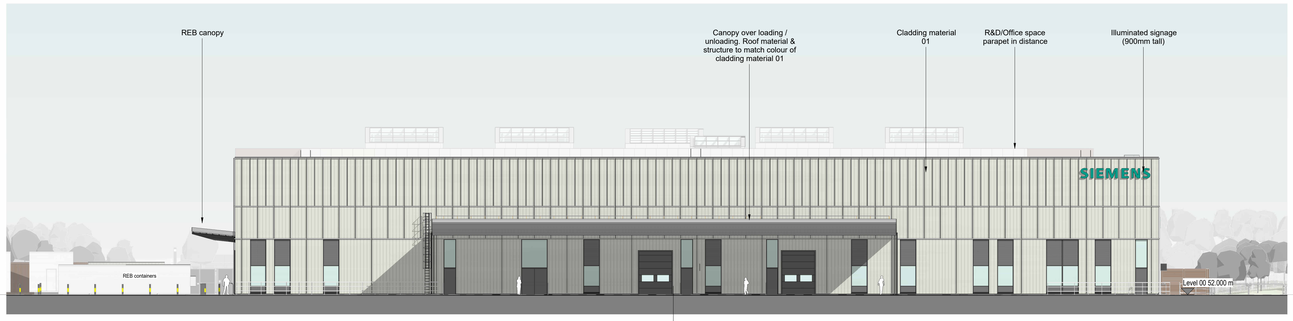
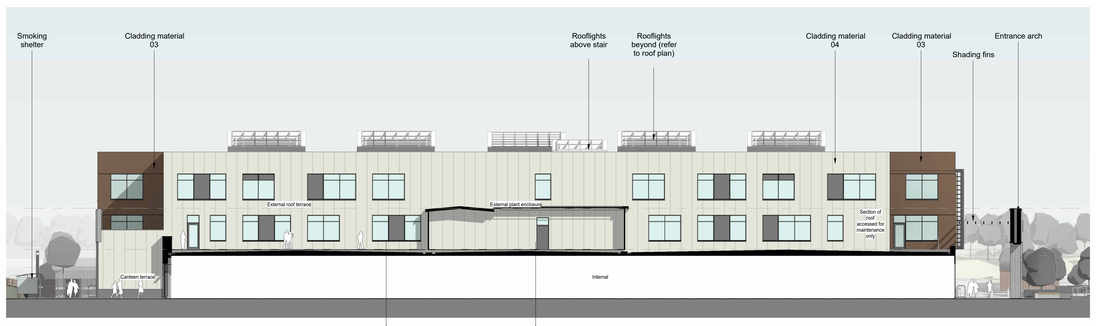


3 Elevation - South East
1 : 200



4 Elevation - North East
1 : 200



5 Elevation - North East (Office)
1 : 200

Note:
All dimensions and levels approximate.
All signage is shown indicatively and subject to separate planning application for advertisement consent.

Notes:

- All levels, areas & dimensions approximate
- Illuminated signage: Acrylic glass front, with aluminium sides. Backlit at night only, attached to mounting rails mechanically fixed back to structure. Sizes noted on elevations.

Materials - Industrial

Cladding material 01: Colour coated cladding with expressed vertical and horizontal feature elements. Colour: Light grey

Cladding material 02: Colour coated cladding with expressed vertical and horizontal feature elements. Colour: Grey

Roof material 01: Colour coated metal roof cladding Colour: Grey

Materials - R&D/Office Space

Cladding material 03: Timber cladding vertical battens, fixed back to supporting carrier panels.

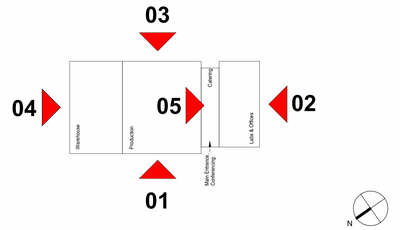
Cladding material 04: Composite cladding panels, colour matched to Cladding material 01

Cladding material 05: Masonry brick plinth (dark)

Roof material 02: Roof membrane - with contrasting membrane to trafficable areas

Solar shading (South West & North West Elevations):
'Letterbox' effect created with supporting steelwork sections - colour to match Accent cladding material (Dark Grey).
Brise soleil louvre blades mechanically fixed back to supporting steelwork (Dark Grey).

Windows / Louvres:
All R&D/Office space glazing frames, louvres and louvre blades to be Dark Grey
L00 Glazing to labs to be opaque for security. L00 Glazing to entrance to be transparent.
L01/02 R&D/Office space glazing to be transparent



SCALE:1:200
0m 2 4 10 20

Rev	Description	Date	Dr by	App by
P13	Updated for NMA	2026-03-12	AJB	AJB
P12	Updated for NMA	2025-12-05	AJB	AJB
P11	Issued for NMA 2	2025-10-15	AJB	AJB
P10	Rev clouds removed	2025-02-13	AJB	AJB
P09	Roof handrails noted	2025-02-10	AJB	AJB
P08	Roof finishes noted	2025-02-03	AJB	AJB
P07	Issued for NMA	2025-01-27	AJB	AJB
P06	Issue for Planning	2024-03-27	KW	WS
P05	Issue for Planning	2024-03-18	WS	WS
P04	Issue for Planning	2024-03-08	SW	WS
P03	Levels corrected	2024-01-24		
P02	Draft Planning Issue	2024-01-19		
P01	Draft Planning Issue	2024-01-05		

original by: KW
date created: 01/03/24
Approved by: WS

BOWMER + KIRKLAND

Bowmer & Kirkland Ltd for Siemens
High Edge Court, Church Street,
Belper, Derbyshire, DE56 2BW
Tel +44(0)1773 853131
www.bandk.co.uk

AHR Architects Ltd
Unity Building
Unity Street
Bristol
BS1 2BD
United Kingdom

T +44(0)117 9290140
E info@ahr.co.uk
www.ahr.co.uk

client name: Bowmer & Kirkland for Siemens

project: Siemens Mobility Chippenham

drawing: Elevations Sheet 2

computer file: 110.32.1.1\2DM_Profiles_Folder_redirection\arden.baker\Documents\Revit Projects\2023.00411.001_ 2025SBC-AHR-ZZ-ZZ-M-A-0012_eden.baker@AR.dwl

plot date:

project number: 2023.00411.001

scale: As indicated @A0

drawing number: SMC-AHR-ZZ-ZZ-D-A-008402

rev: P13

This drawing is to be read in conjunction with all related drawings. All dimensions must be checked and verified on site before commencing any work or producing shop drawings. The originator should be notified immediately of any discrepancy.
This drawing is copyright and remains the property of AHR.