Proposed Rear Elevation

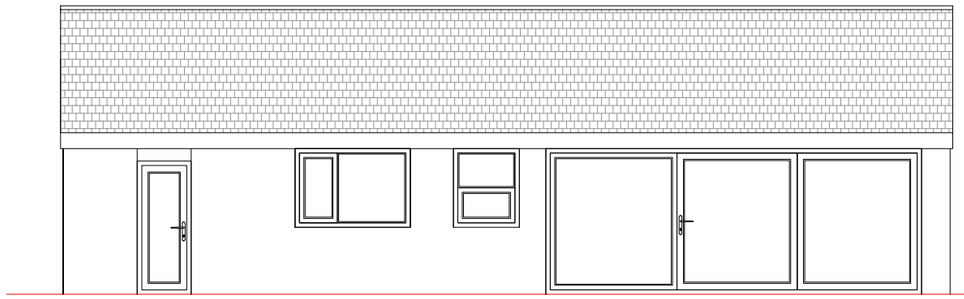

Proposed Side Elevation

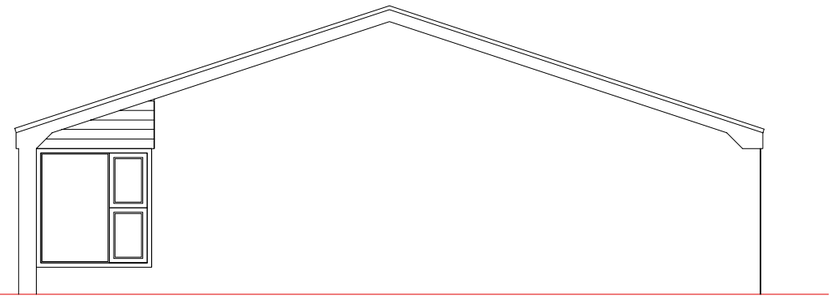

Proposed Front Elevation

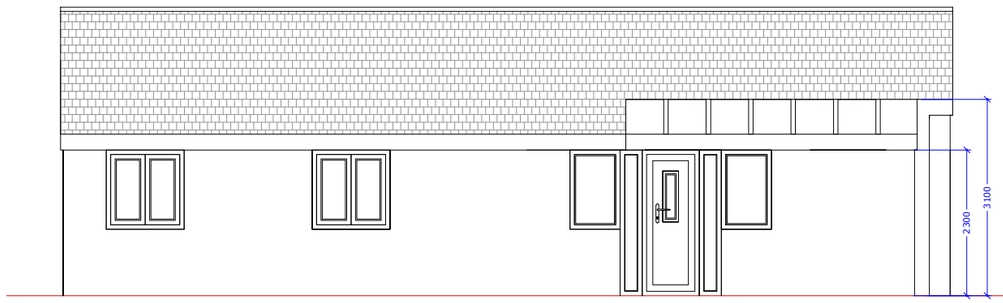

Proposed Side Elevation

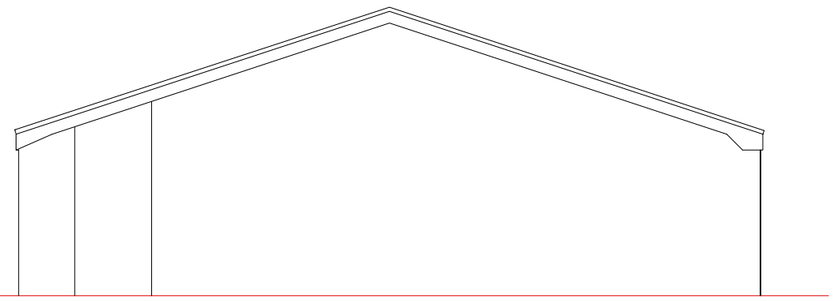

Proposed Floorplan

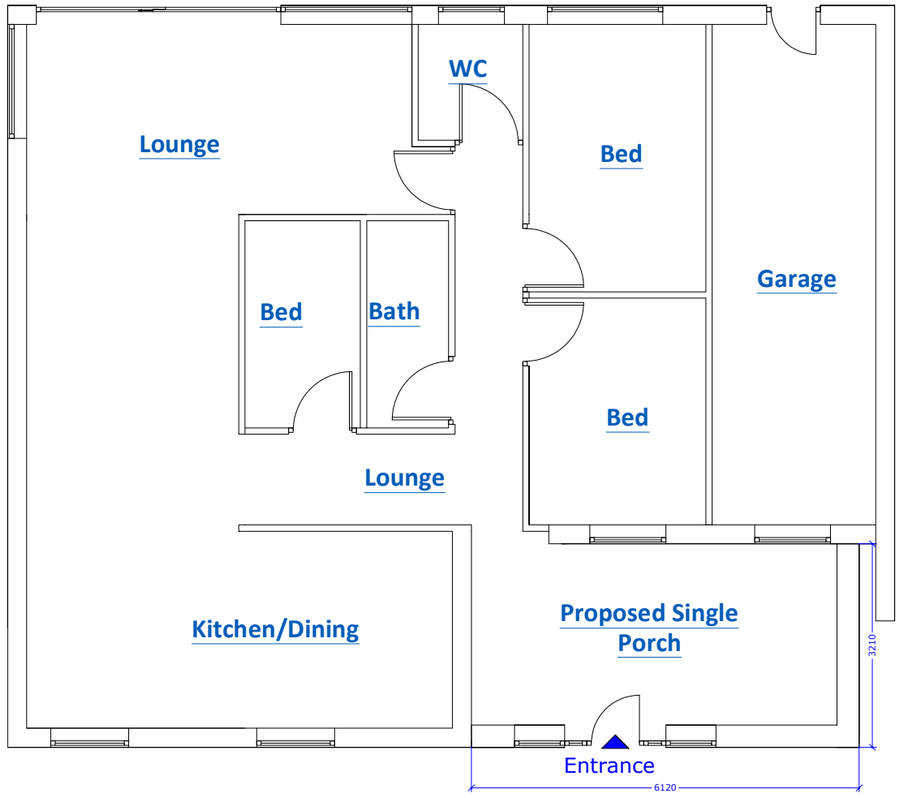

Important Customer Notes:

Please study these plans carefully and note the dimensions shown along with any comments and additional details relating to your project.
We would also ask that you pay particular attention to the actual position on the building and the distances from each side of your property in relation to any gable ends, boundaries & existing door or window locations, as these drawings will be issued to our builder.

Any changes, errors or amendments to these drawings must be notified in writing by email or post immediately to the surveyor and NOT your original sales representative and would further advise that NO changes can be made to these plans once works commence on site as additional costs and charges may be incurred!

Please Note:
* All views shown are **EXTERNAL** looking at your property from the garden, patio or terrace area, unless otherwise stated.
* All dimensions shown on the plans are **EXTERNAL** as indicated.

To calculate the approximate internal floor areas:
Deduct 300mm from the overall external sizes shown on the base plan for each new cavity wall constructed.
(ie: a base 5000mm wide x 3000mm projection externally would have an internal floor area of 4400mm x 2700mm).

Specification:

Frames: (PVCu Internally Beaded)
External Frame Colour: RAL 7043
Internal Frame Colour: Grey
Glazing: (Band A Glass all frames)
28mm 'Double'
Roof: (BBA Approved System)
External Roof Colour: UPVC Double Glazed
Internal Roof Colour: Glazed

External Cornice:
Internal Lighting
Building Work))
External Walls:Brickwork to be nearest match
Internal Walls: Plaster
Other Works:

REV	DESCRIPTION	BY	DATE

Drawing status:-
PLANNING

Client:-
GOLDSMITH

Project:-
SINGLE,STOREY,EXTENSION
.

Address:- 11,FAIRFIELD,PEWSEY
SN9-6DZ
.
.

Title:- PROPOSED,ELEVATIONS
&,FLOORPLAN,COMBINED
.
.

DWG No.
DRAWING

Doc Ref	Revision
A002	1

Drawn By	Date	Scale	Sheet Size
RB	6.11.2025	1:100	A3

scale bar:

1:200 0 2 4 6 8 10M

1:100 0 0.5 1 1.5 2 2.5 3 3.5 4 4.5 5M

1:50 0 0.25 0.5 0.75 1 1.25 1.5 1.75 2 2.25 2.5M

1:1 0 10mm 20mm 30mm 40mm 50mm

TWC HOME IMPROVEMENTS

NB: **DO NOT** Scale from drawings for setting out or manufacture. Any discrepancies to be notified as soon as possible.

Copyright Drawing **NOT** to be re-produced without written permission from: *Robicom Limited.*