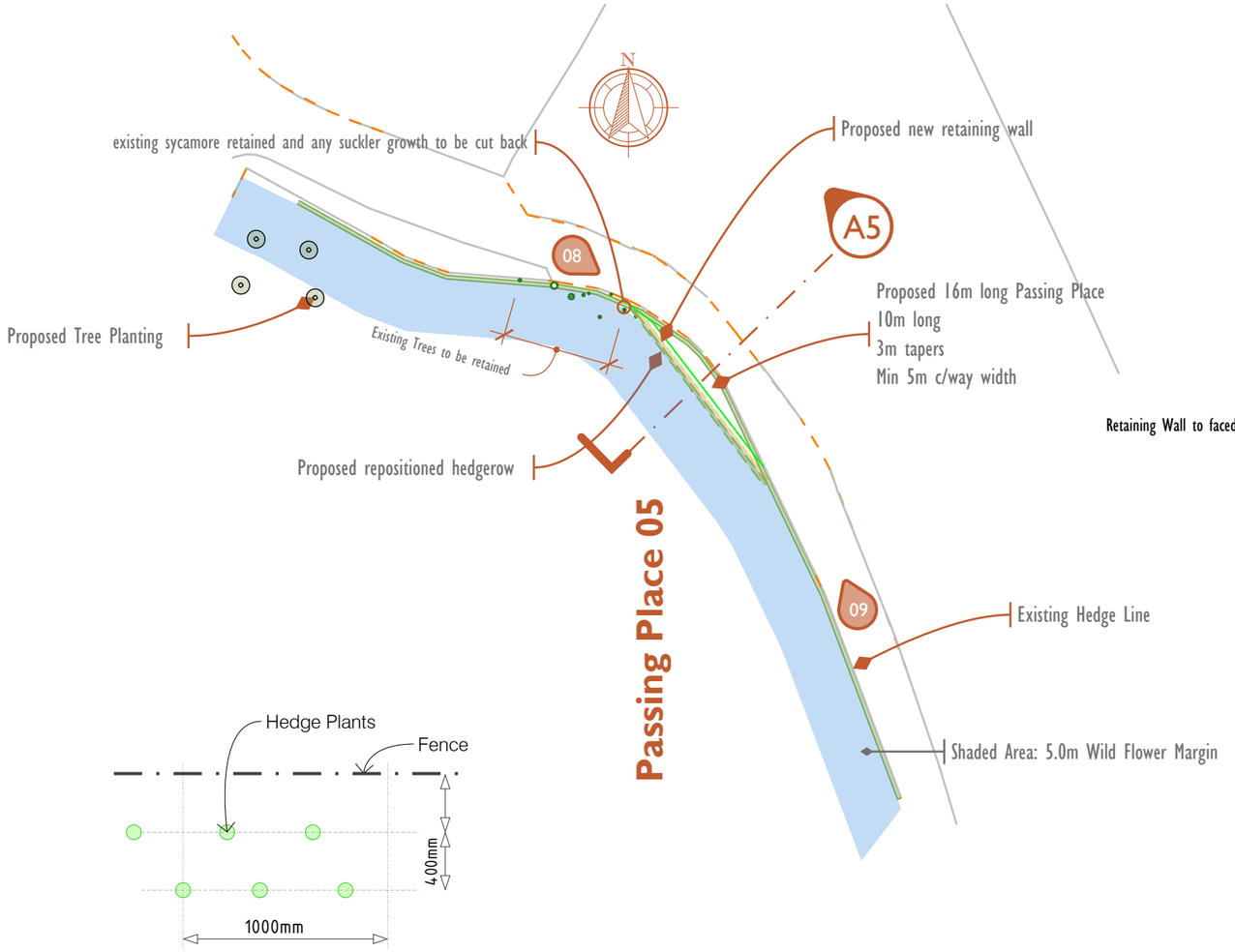

Hedge Planting detail (not to scale)

Hedge planted in the first planting season and aftercare put in place in order to ensure its quick establishment as a habitat feature.

All hedgerow planting should be carried out in accordance with BS4428:1989, Code of practice for general landscape operations (excluding hard surfaces).

Hedgerow shrubs to be notch or trench planted. Hedge trenches should be dug to a minimum depth of 400mm and width of 600mm,with the plants put into the ground at the same depth at which they had been previously grown in the nursery. All plants should be well heeled in after planting and watered in during dry weather. If supplied as bare root specimens, ensure that the roots do not dry out by keeping them under a moist cloth or in a bucket of water during planting. Avoid planting in very cold or wet weather. Hedges to be planted between November and March.
All new planting shall be carried out in first available season following completion of the development, any plants which within a period of 5 years, die, are removed or become seriously damaged or diseased shall be replaced in the next planting season with others of a similar size and species, unless otherwise agreed in writing by the local planning authority.
Protect the plants from damage by wild animals and stock with the use of spiral tree guards or rabbit netting to be removed after 3- 5 years when the plants are well established.
In first year after planting spot weed with non-selective herbicide in mid-May, mid-July and August. In subsequent two years treat with Propyzamide herbicide granules during October- January period.

Total Planting area = 16.0m length

Plants to be a random mix of 50% Hawthorn (Crataegus monogyna),
10% Field Maple (Acer campestre), 10% Hawthorn (Crataegus monogyna), 10% Hazel (Corylus avellane), 10% Dog Rose (Rosa canina) and 10% Bird Cherry (Prunus padus).
All plants to be 40-60cm height, Bare Root size and 1+1 or 1/1 transplants.

Hedging to be planted in two, staggered rows at a density of not less than 5 per meter, with approximately 450mm between plants in the same row, and 300-400mm betweenrows. The interplant whips/transplants should be planted within this pattern in groups of 2/3.

All tree planting should be carried out in accordance with BS4428:1989, Code of practice for general landscape operations (excluding hard surfaces).
Trees to be planted between November and March. Plant to a minimum depth of 400mm and width of 600mm, ensuring that the root collar of the plant is level with the surface of the ground when completed. All plants should be well heeled in after planting and watered in during dry weather. If supplied as bare root specimens, ensure that the roots do not dry out by keeping them under a moist cloth or in a bucket of water during planting. Avoid planting in very cold or wet weather.
All new planting shall be carried out in first available season following completion of the development, any plants which within a period of 5 years, die, are removed or become seriously damaged or diseased shall be replaced in the next planting season with others of a similar size and species, unless otherwise agreed in writing by the local planning authority.
Protect the plants from damage by wild animals and stock with the use of spiral tree guards or rabbit netting to be removed after 3- 5 years when the plants are well established.
In first year after planting spot weed with non-selective herbicide in mid-May, mid-July and August. In subsequent two years treat with Propyzamide herbicide granules during October- January period.

Total Planting area = 4 trees evenly spaced

Tree Planting to be 2x Field Maple (Acer campestre), & 2x Hazel (Corylus avellane),
all plants to be 100 - 120cm root balled

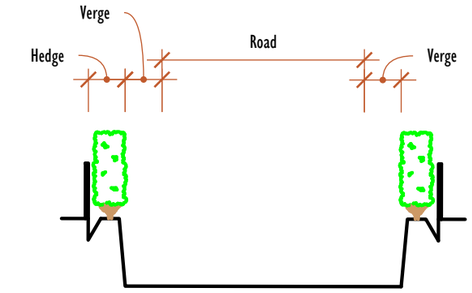

Existing Section A5

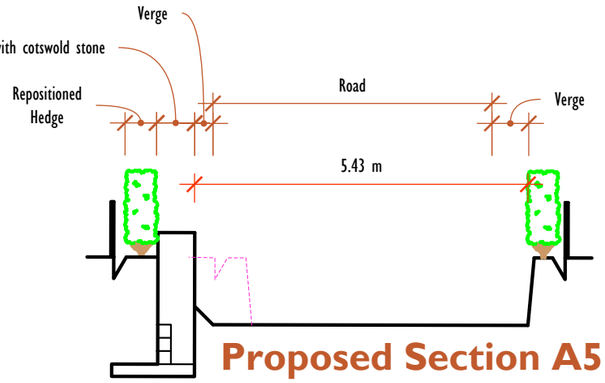

Proposed Section A5

-No raised kerbs to be installed

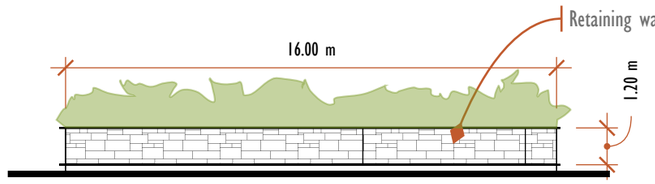

ELEVATION 1:200





SCALE 1:50 0 0.5 1 1.5 2

SCALE 1:100 0 1 2 3 4

SCALE 1:200 0 2 4 6 8

SCALE 1:500 0 5 10 15 20

All dimensions to be checked on site. Drawing for planning purposes only - Not for construction. Reproduction of this drawing is prohibited without the consent in writing of Land Development & Planning Consultants Ltd. Site plans are reproduced from the Ordnance Survey sheets with the permission of The Controller of HM Stationery Office. Crown Copyright Reserved. Licence Number AL546755.

Land Development & Planning Consultants Ltd
01249 782496
www.LDPC.co
planning@LDPC.co

The Studio,
82 Broadmead,
Corsham,
SN13 9AP

DATE
October. 2024

DESCRIPTION
Passing Place 05

SCALE:
1:500 & 1:100 @ A3

PROJECT NO.
LDC.2272R

PROJECT
Land at Euridge Manor Farm,
Euridge, Colerne, Wiltshire

DRAWING No.
08

REVISION
H