A2 paper size

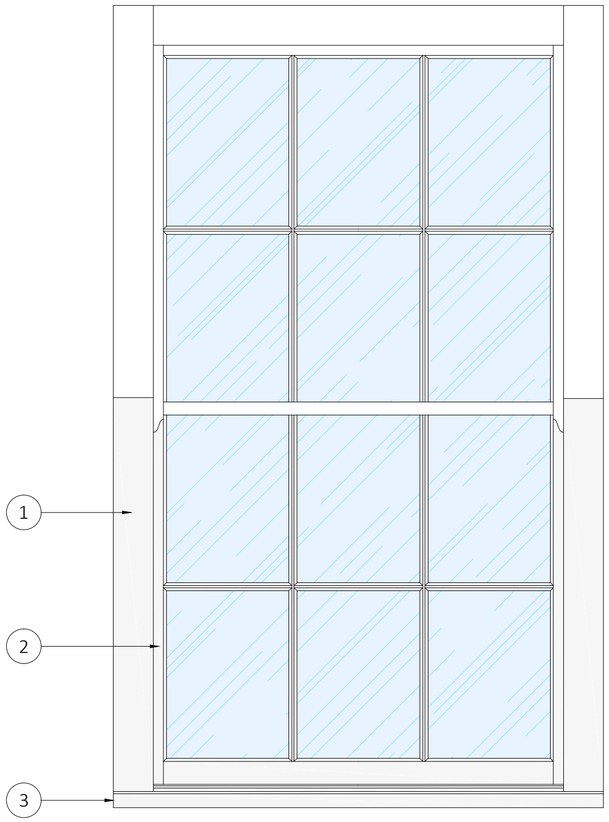

2 EXTERNAL ELEVATION
Scale: 1:10

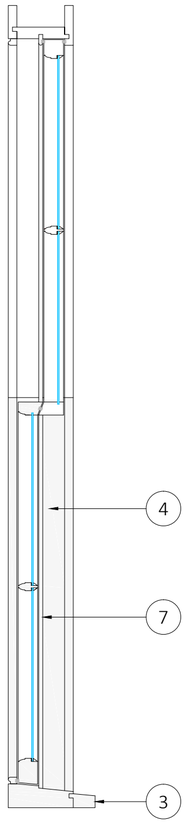

3 HEIGHT SECTION
Scale: 1:10

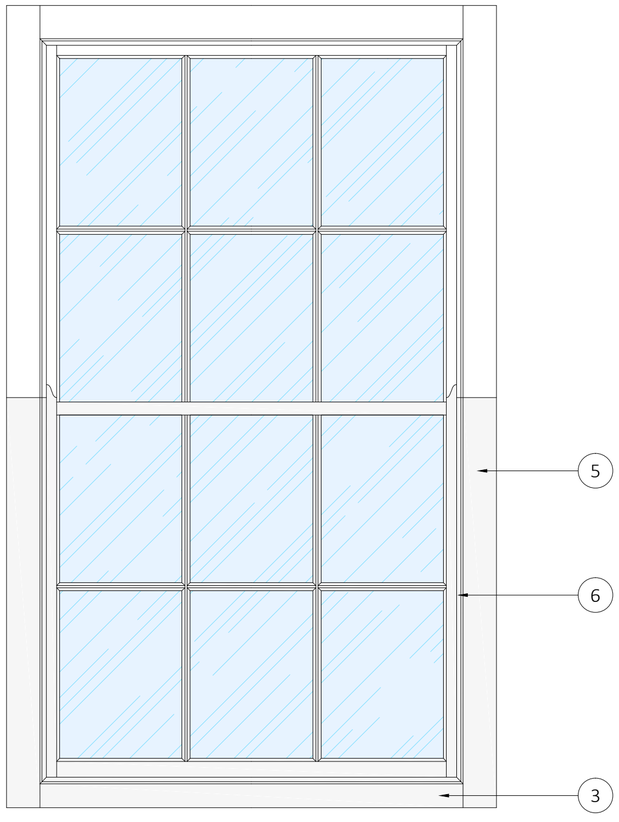

4 INTERNAL ELEVATION
Scale: 1:10

NOTES:

1. EXTERNAL LININGS CUT AND LOWER SECTIONS REPLACED WITH NEW TIMBER
2. BOTTOM SASHES REPLACED WITH NEW
3. CILLS REMOVED AND REPLACED WITH NEW
4. JAMBS CUT AND LOWER SECTIONS REPLACED WITH NEW TIMBER
5. INTERNAL LININGS CUT AND LOWER SECTIONS REPLACED WITH NEW TIMBER
6. STAFF BEAD CUT AND LOWER SECTIONS REPLACED WITH NEW TIMBER
7. PARTING BEAD TO JAMBS REMOVED AND REPLACED

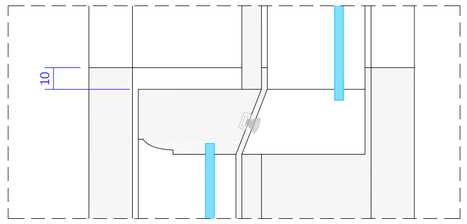

5 CUT LINE LOCATION
Scale: 1:2

ALL FRAME COMPONENTS TO BE CUT 10mm ABOVE MEETING RAILS, EVERYTHING BELOW TO BE REMOVED AND REPLACED WITH NEW TIMBER TO MATCH EXISTING.

NEW TIMBER

0 2 4 6 10
SCALE 1:250
0 0.1 0.2 0.3 0.5
SCALE 1:10
0 0.1
SCALE 1:2

SLIDING SASH WINDOWS (WITH WEIGHTS)

WINDOW REF NO.	DESCRIPTION	WIDTH	HEIGHT
Window #5	Sliding sash window	1130mm	1850mm
Window #6	Sliding sash window	1130mm	1850mm
Window #7	Sliding sash window	1122mm	1968mm
Window #8	Sliding sash window	1122mm	1968mm
Window #11	Sliding sash window	1130mm	1850mm
Window #15	Sliding sash window	1130mm	1955mm
Window #18	Sliding sash window	864mm	1405mm
Window #23	Sliding sash window	560mm	1120mm
Window #24	Sliding sash window	800mm	1450mm

1 ELEVATIONS TO SHOW WINDOW LOCATIONS
Scale: 1:250



SOUTH ELEVATION

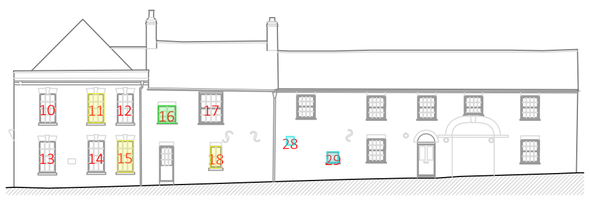

EAST ELEVATION



WEST ELEVATION



NORTH ELEVATION

SLIDING SASH WINDOWS (WITH WEIGHTS) 8no. REQUIRED

SLIDING SASH WINDOWS (WITH SPIRAL BALANCES) 2no. REQUIRED

CASEMENT WINDOWS 4no. REQUIRED

GLAZED FRAMES 2no. REQUIRED

Drawing title:
CORDS & WEIGHTS SLIDING SASH WINDOW REFURB
Project:
32a - 36 PARK ST
DEVIZES, SN10 1DZ

Drawn by:	Date:
JCS	04.09.24
Drawing No:	**Revision:**
0103_SK001	~

Revisions:
Rev Date Notes

KINGSDOWN
www.kingsdownjoinery.co.uk
harryw@kingsdownjoinery.co.uk
07512 757199

© NO UNAUTHORISED REPRODUCTION