Note the balustrade is required for health and safety reasons as the flat roof is used as a platform for maintenance.

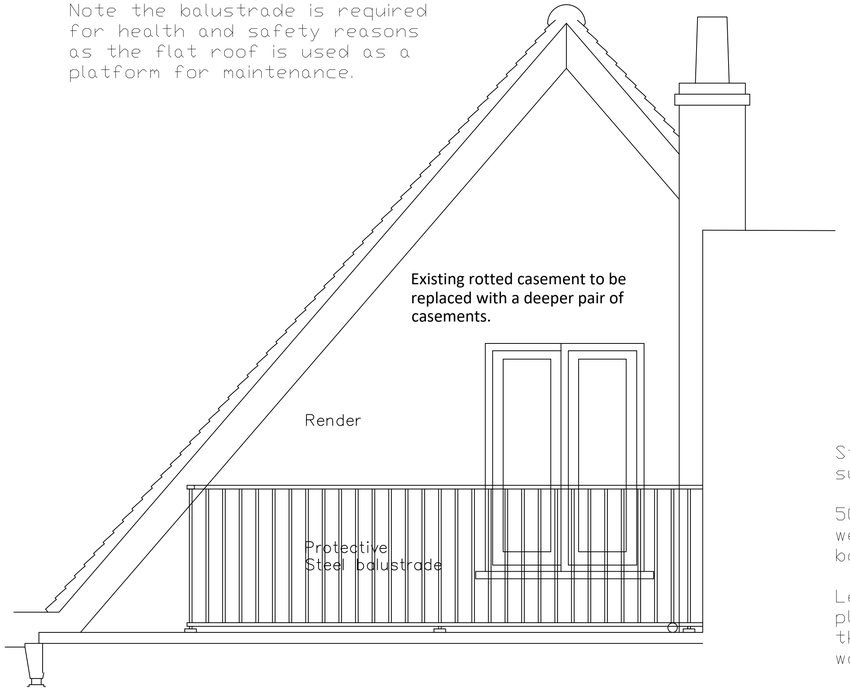

Part North Elevation 1:20



Illustration of similar balustrade

Steel balustrade bolted to surrounding structure.

50x25mm half round handrail welded to 18mm square steel ballusters on 25x50mm sill plate.

Legs welded on base of sill plate and bolted to flat roof through proprietary water-proof fixings.

All steel work to be galvanised.

0 1 2 3

1:20 scale correct when printed at A1

Section B - B shows the new stair and a section through the shop front.

The shop front is to be constructed off a new stall riser consisting of cavity brickwork with a lime washed render both outside and in.

The framework to be 150x150 oak posts morticed, tenoned and pegged to a 150x250mm sill plate and a 150x150mm head plate.

Curved wind braces from 75x125mm oak pegged in to each flank post.

Door frame i to be 150x150mm oak posts with an oak rebatted sub door frame plugged and screwed through an expanding foam sealant.

Internally, the inside of the window head to be formed with a recess for blinds and/or lighting.

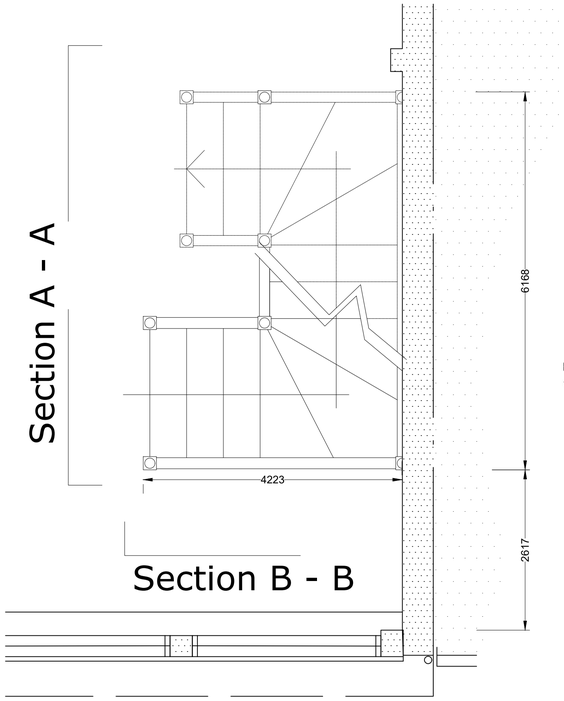

PartGround Floor Plan 1:20

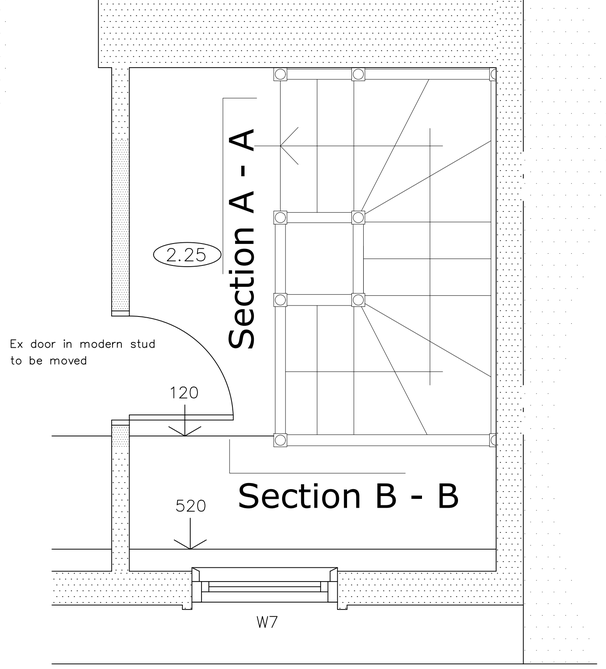

Part First Floor Plan

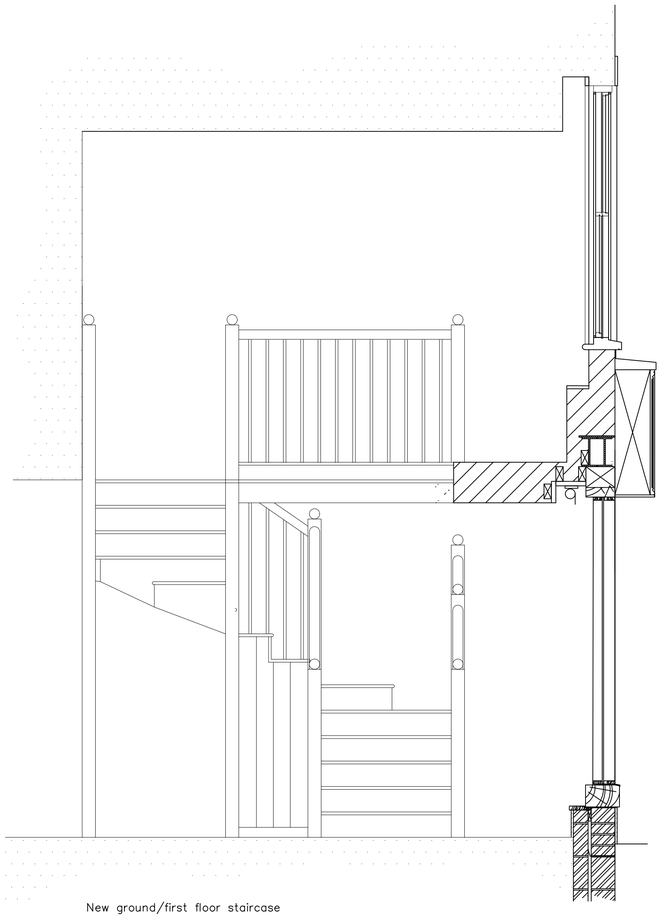

New ground/first floor staircase
Stairs in oak with plain balustrade
Going @ 250mm
Rise @ 193mm – to be checked before manufacture.

Section A - A

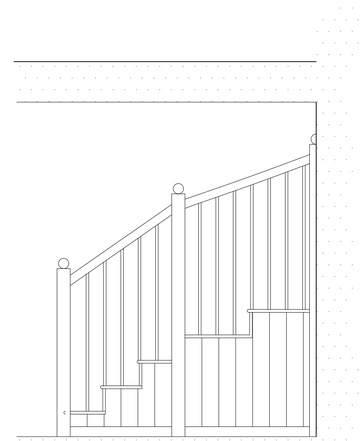

Newels to be 90mmsquare with a turned ball finial fixed with s/steel pin.
Newels to be 90mmsquare with a turned ball finial fixed with s/steel pin. Cut string steps and risers fixed to carriage pieces and clad with oak T and G boards

Section B - B

Gerald Steer
Chartered Architect
BSc B. Arch MSc RIBA

1 ParsonageClose
Stratford-sub-Castle
Salisbury SP1 3LP

t: 01722 331559

e: gerry@geraldsteer.com

Rev	Date	Description

Do not scale from drawings, use dimensioned figures only and report any discrepancies to the Architect's office.

All rights described in Chapter IV of the Copyright, Design and Patents Act 1988 have been generally asserted. ©

Drawings to be read in conjunction with Consultant Structural Engineer's details.

Title : Proposed Alterations at 44 Silver Street Salisbury SP1 2NE

Drawing : Details of proposed north balustrade + oak staircase

Scale : 1:20 @ A1
Drawn : CGP/GS
Date : May 2024

Drawing No. 1289.P.07

Revision