F1 500 x 200 deep concrete foundation
UC1 750 x 750 x 300 deep concrete foundation underpinning
UC2 300 x 300 deep concrete underpinning (scheme - A)
UC3 200 x 450 deep concrete underpinning (scheme - B)

RW1 Retaining wall - 200 thick brick wall to be confirmed
GV Grass verge
SP Soakpit location and size to be agreed
ND New drive
PA Paving area

Provide drains to discharge into SP

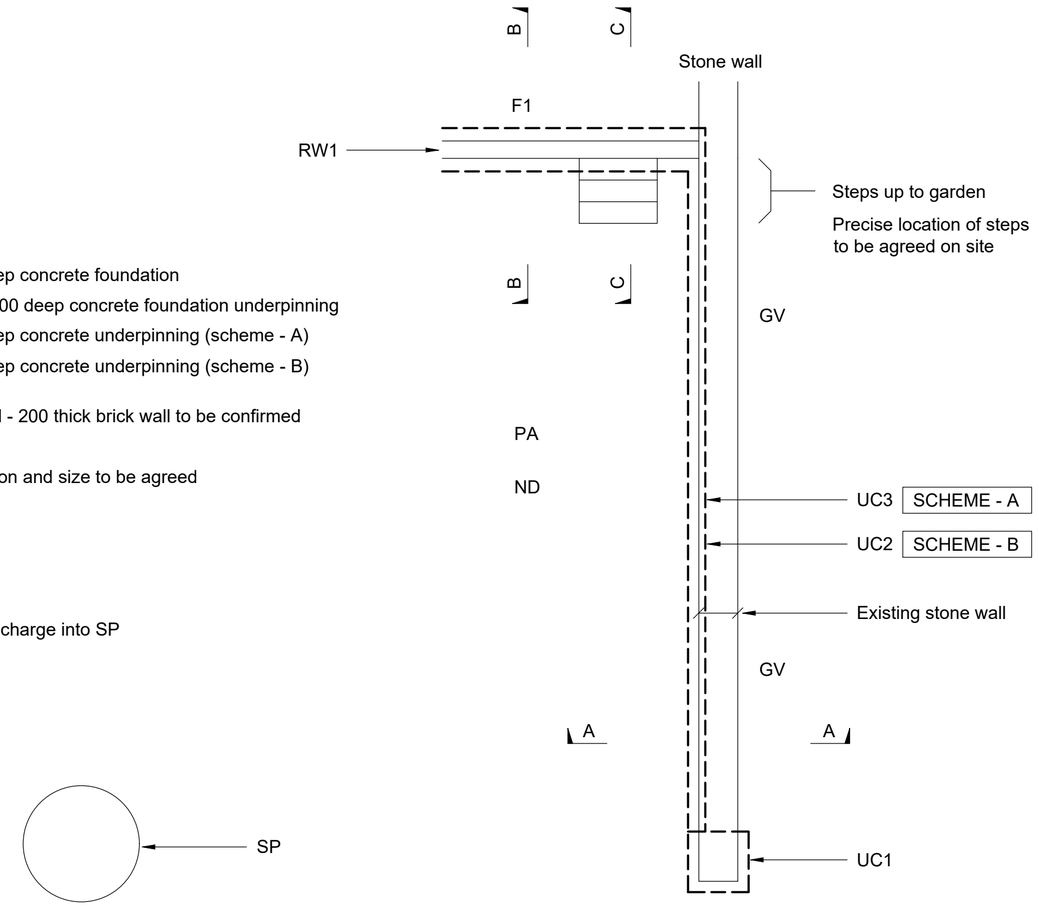

PLAN SHOWING FOUNDATIONS / UNDERPINNING

Scale 1:50

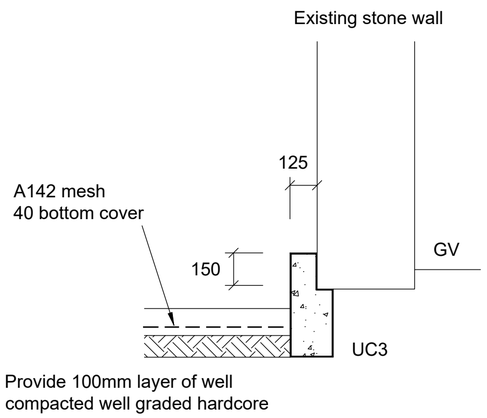

SECTION A–A SCHEME - A

Scale 1:20

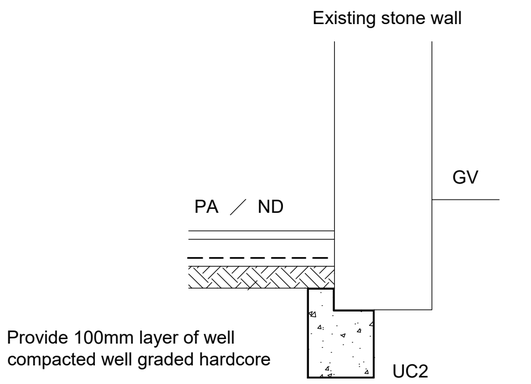

SECTION A–A SCHEME - B

Scale 1:20

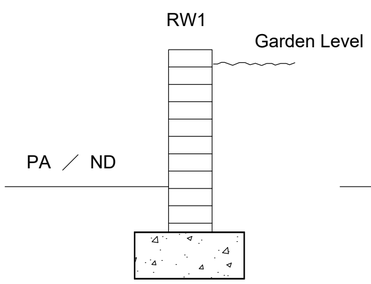

SECTION B–B

Scale NTS

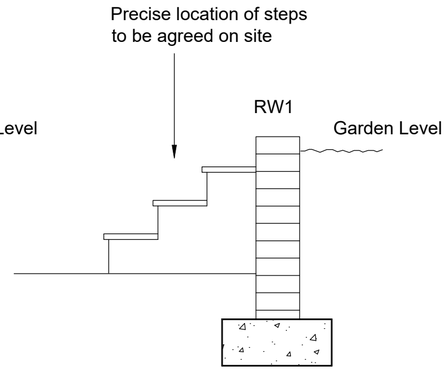

SECTION C–C

Scale NTS

GENERAL NOTES

1. This drawing to be read in conjunction with all relevant Architects and Engineers drawings.
2. All materials and workmanship to be in accordance with relevant British Standards and recognised codes of practice and approved by Building Inspector.
3. For details of levels, setting out, damp proofing, fire & corrosion protection and finishes refer to Architects drawings.
4. The contractor is responsible for the accuracy of all dimensions and the setting out. Do not scale off this drawing.
5. All dimensions are in millimetres unless noted otherwise.
6. The contractor is responsible for erection, maintenance and stability of all temporary supports.
7. All proprietary materials to be in accordance with manufacturers specifications and to Engineers approval.
8. Location & spacing of expansion joints to be in accordance with brick/block manufacturers guidelines and to comply with Building Regulations.
9. Longitudinal walls greater than 6.0m to be stabilised to prevent lateral movement in accordance with Building Regulations.
10. Brick reinforcement to be provided over window openings to be in accordance with brick/block manufacturers guidelines and to comply with Building Regulations.
11. Cover to reinforcement to be as detailed on the relevant Drawings. Min Mesh lap length = 450mm.
12. Existing structure conditions to be investigated to determine precise works to be undertaken prior to carrying out work, fabrication & supply of structural beams.
13. All steel beam sections to be pre–painted with two coats of red oxide. All site welds to be painted with two coats of red oxide. All external steel beams to have red oxide and galvanized protection from rusting.
14. All steel beam sections to be bolted down to padstones.
15. Prior to commencement of structural alterations, extensions and conversion works to the building, the client / builders should ensure the local authority planning and building regulation department have approved the construction works.
16. Temporary support of existing structure to be undertaken by specialist contractor to conform with health and safety.
17. Prior to removing walls the existing structure wall, floors and roof frame work should be adequately supported on needles, acrow propps and/or strongboys.
18. Needles and strongboys to adequately support walls, floors and existing beams.
19. Spreader plates should be adequately supported on existing timber or concrete floors.
20. Any loose bricks should be carefully removed and walls rebuilt in section with epoxy mortar to brick joints.
21. Any defective brickwork, timbers, concrete lintels or floor joists should be replaced.
22. Prior to the construction, submit a quotation, schedule of construction, sample of building materials, steel beams and depth of foundation excavation
23. Contractor should arrange building regulation inspectors and photograph the construction works to be submitted to the engineers prior to the fixing of plaster board and floor board etc.

PRELIMINARY

No.	Description	By	Date
A	Ramp removed	AQ	25.05.24

Revisions

B.E. WILLIS PARTNERSHIP LTD.
Consulting Civil and Structural Engineers
Wessex House
St Leonards Road,
Charminster, Bournemouth
Dorset BH8 8QS.
Telephone: 01202 290212 Fax: 01202 299857
E–Mail : design@bewillis.com

Project:
QUINCE COTTAGE
DUCK STREET
SALISBURY

Title:
PROPOSED FOUNDATIONS AND UNDERPINNING TO EXISTING STONE WALL

DRAWN	AQ
DATE	MAY 2024
SCALE	AS SHOWN @ A2

Drg. No.
2024.038.01 A

This drawing is the copyright of B.E Willis Partnership Ltd and should not be copied or reproduced without the written consent of this practice