This drawing is copyright of CLARK & MASLIN Ltd and may not be copied or reproduced without permission.

Figured dimensions are to be taken in preference to scaled dimensions.

Large scale drawings to have preference to small scale drawings.

Dimensions for fixed-in items are to be checked on site prior to manufacture.

REV	DETAIL OF REVISION	BY	DATE
A	SLIMLINE GLAZING AND GLAZING BARS SHOWN	BJ	29/05/24



INTERNAL WINDOW ELEVATION (1:10)



EXTERNAL WINDOW ELEVATION (1:10)

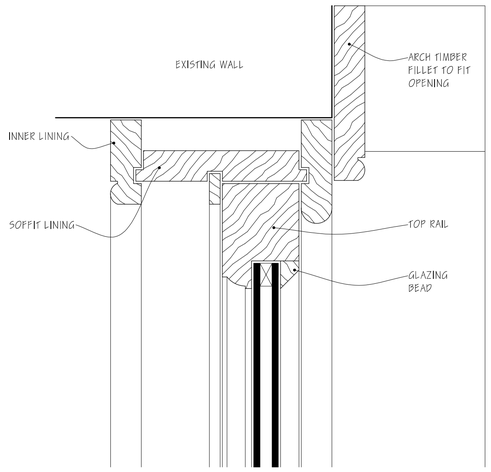

SECTION THROUGH WINDOW HEAD (1:2)

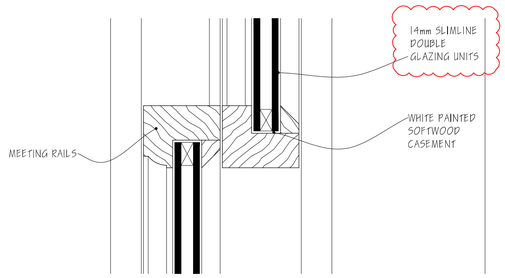

SECTION THROUGH MID RAILS (1:2)

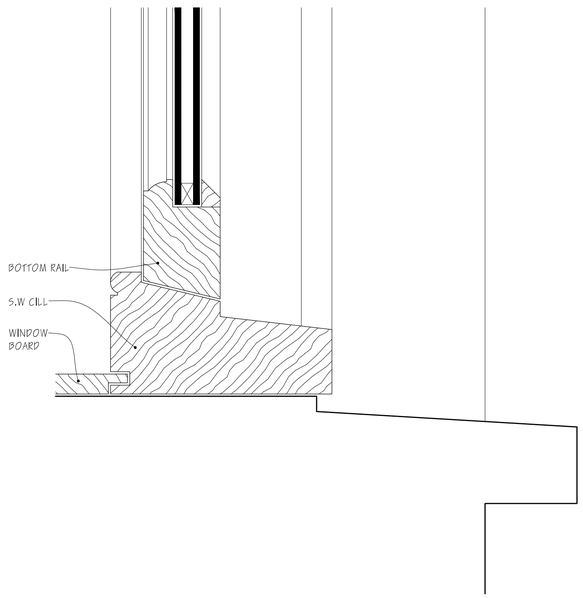

SECTION THROUGH WINDOW CILL (1:2)

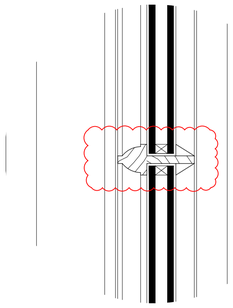

VERTICAL SECTION THROUGH GLAZING BAR (1:2)

DETAILS TO WINDOW REF. W.01

PLANNING DRAWING

CLARK & MASLIN
UNIT 5, CHARLTON BUSINESS PARK
CRUDWELL ROAD, MALMESBURY
WILTSHIRE, SN16 9RU
TELEPHONE: 01666 822911
www.clarkandmaslin.co.uk
Planning Architecture Conservation

Client
MR W. HANKS

Project
PROPOSED NEW WINDOWS AT:
19A ABBEY ROW, MALMESBURY,
WILTSHIRE, SN16 0AG

Description
PROPOSED WINDOW DETAILS No.2

Scale	PG Size	Drawn	Date
1:2 & 1:10	A1	TB	NOV 23

Drawing No	Revision
5312/53	A

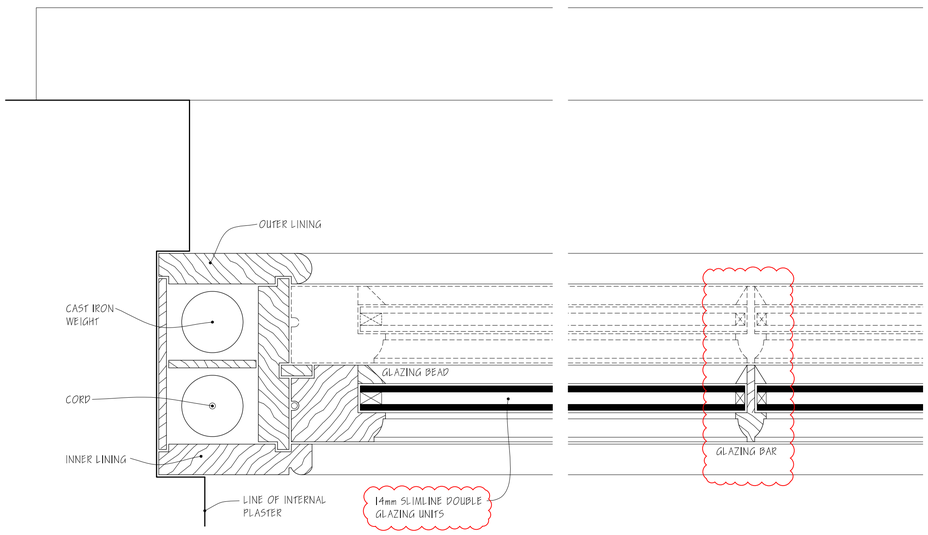

SECTION THROUGH WINDOW JAMB (1:2)

SECTION THROUGH GLAZING BAR (1:2)