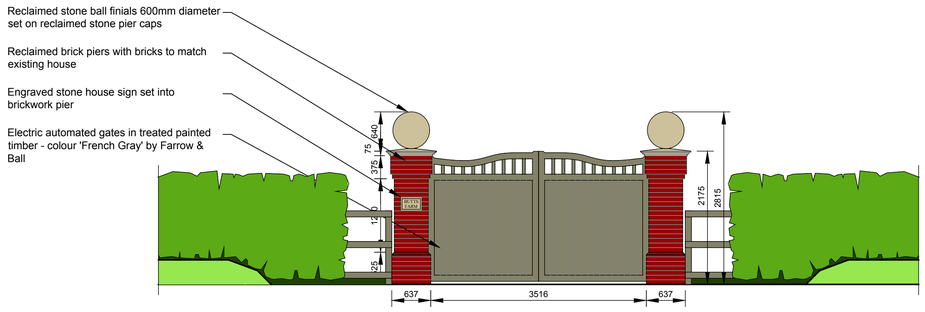

Elevation
Scale 1:50

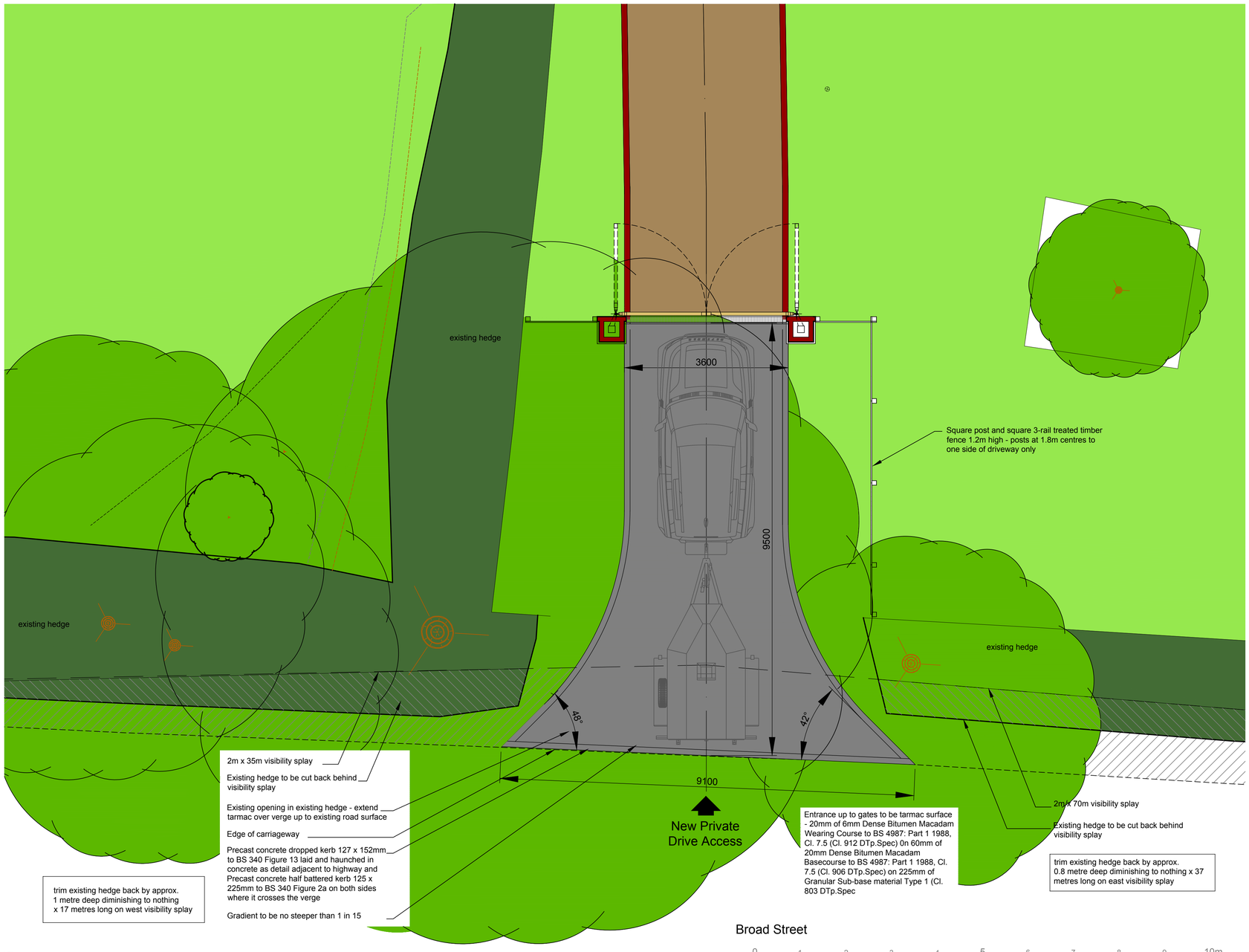

Plan
Scale 1:50

NOTES

1. 20mm of 6mm Dense Bitumen Macadam Wearing Course to BS 4987: Part 1 1988, Cl. 7.5 (Cl. 912 DTp.Spec)
2. 60mm of 20mm Dense Bitumen Macadam Basecourse to BS 4987: Part 1 1988, Cl. 7.5 (Cl. 906 DTp.Spec)
3. 225mm of Granular Sub-base material Type 1 (Cl. 803 DTp.Spec
4. Pre-cast concrete half battered kerbs to sides of access to BS 340 Figure 2a
5. Pre-cast concrete dropped kerbs adjacent to carriageway to BS 340 Figure 13
6. Kerbs to be laid and huanched with concrete C7.5P 20mm BS 5328
7. All materials to be rolled and compacted

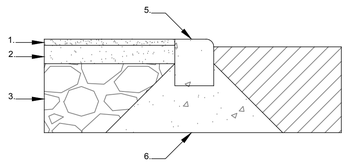

Detail & Specification for Access
Scale 1:10

0 20 40 60 80 100mm

General Notes

This drawing is copyright. It may not be reproduced or disclosed either wholly or in part without written consent from DALE ROBERTS DESIGN.
All dimensions are to be checked on site prior to commencement of work.
Figured dimensions are to be taken in preference to scaled dimensions.
If in doubt ask DALE ROBERTS DESIGN.
This drawing could be subject to a Planning / Building Regulations application and should this be the case all works undertaken prior to approval are at the contractors / clients risk.

This drawing has received Planning approval dated:

This drawing has received Building Regulations approval dated:

No.	Revisions	Date
B	Drawing updated to new site survey information	LAR 19/03/19
A	New visibility splays shown hatched with revised note	DR 30/01/24

Client
MR & MRS BULLOCK-WEBSTER

Project
PROPOSED ENTRANCE & DRIVEWAY
BUTTS FARM
NORTH NEWNTON
SN9 6LA

Drawing Title
PROPOSED ENTRANCE
PLAN, ELEVATION & DETAIL

DALE ROBERTS DESIGN
ARCHITECTURAL SERVICES
The Studio
22 Brickley Lane
Devizes
Wiltshire
SN10 3BQ
T 01380 819900
E info@drdesigns.co.uk
W www.drdesigns.co.uk

Scale 1:50 1:10@A1
Date OCT 23
Drawn DR
Checked
Drawing No. 22025 / P100B