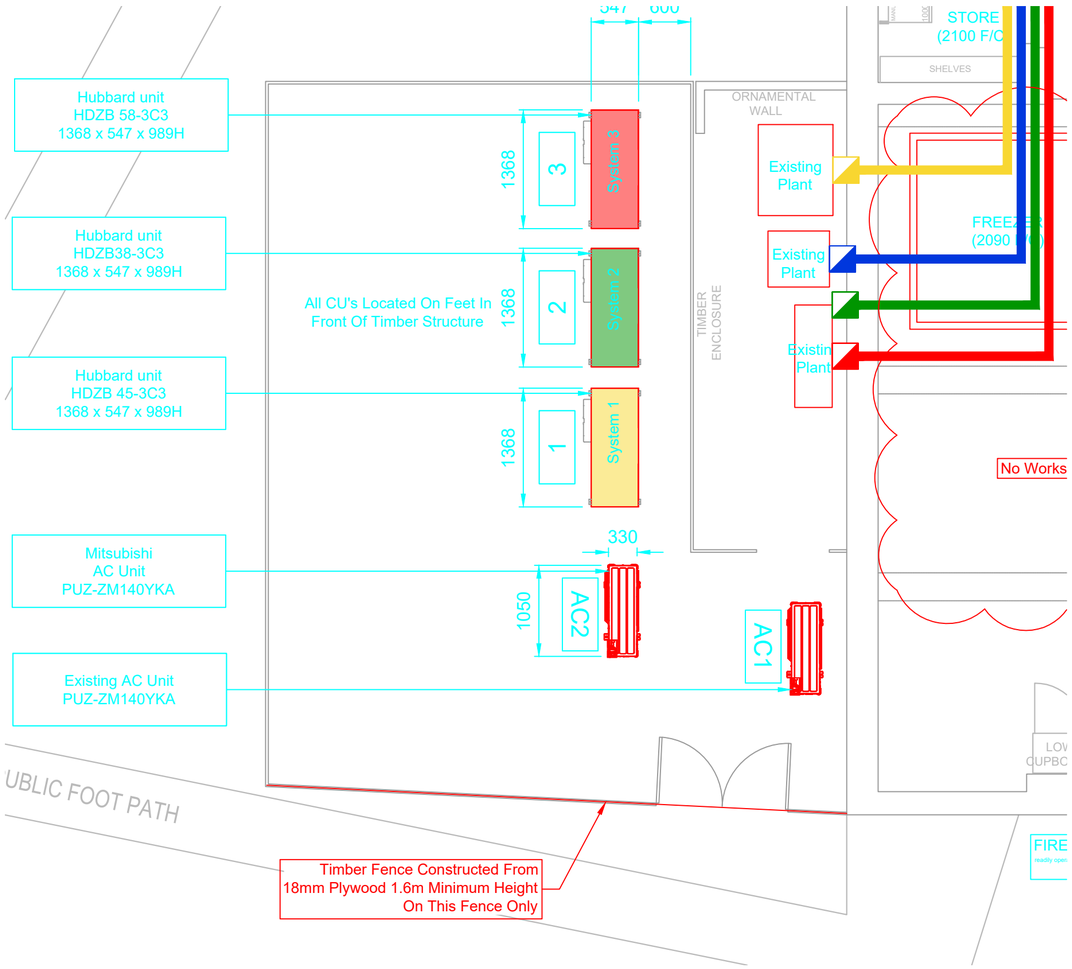

Hubbard
Zenith condensing unit
HDZB45-3C3 (OS/BG)
Technical data

Unit model: HDZB45-3C3 (OS/BG)
Part Numbers: A8550-59D (OS/BG) (three phase)



This HZB digital scroll Zenith condensing unit is a fully packaged unit for three phase supply suitable for operation on R404A, R407A, R407F, R448A and R449A refrigerants for medium temperature application. Unit comes complete to the following specification.

Compressor:	Copeland ZBD45KCE-TFD digital scroll compressor Compressor crankcase heater
Fan motor:	1 x EBM S3G630-AC52-51 speed-controlled EC fan motor
Controls:	Pre-programmed Emmerson EC2-552 digital controller and associated transducers and unit isolator
Safety switches:	Pre-set HP & LP pressure switches
Liquid line:	Danfoss DML055S 5/8" filter drier & Valcon HMI-ITT5S sight glass
Oil separator:	Henry S-5182 with Emkarate RL32H oil (optional)
Housing:	Fully weatherproof housing in an organically coated steel with acoustically lined compressor compartment
Coil:	High surface area 3 row curved condenser coil with vinyl coated aluminium fins with option for Blygold treatment

Unit dimensions	Width	Depth	Height	Weight
	1368mm	547mm	989mm	147kg
Electrical	Supply (V/A/Hz)	Compressor FLA	Fan FLA	Total FLA
	400/3/50	13.1A/phase	1.2A (230/1/50)	14.3A/phase
Noise level	41dB(A) at 10m free field with condenser fan at full speed (sound pressure)			
Airflow	6955m³/hr (horizontal airflow)			
Liquid receiver	6.5L horizontal orientation with 31 Bar PRV			
PED Category	CATI			
Refrigeration connections	Suction	Liquid		
	1.1/8"	5/8"		
	Connections exit to right hand rear of unit			

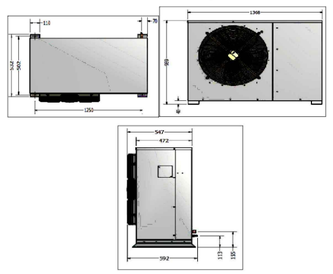

Hubbard
Zenith condensing unit
HDZB57-3C3 (OS-BG)
Technical data

Unit model: HDZB57-3C3 (OS-BG)
Part Numbers: A8550-61D (OS-BG) (three phase)



This HZB scroll Zenith condensing unit is a fully packaged unit for three phase supply suitable for operation on R404A, R407A, R407F, R448A and R449A refrigerants for medium temperature application. Unit comes complete to the following specification.

Compressor:	Copeland ZBD57KCE-TFD digital scroll compressor Compressor crankcase heater 1 x EBM S3G630-AC52-51 EC fan motor
Controls:	Pre-programmed Emmerson EC2-552 digital controller and associated transducers and unit isolator
Safety switches:	Pre-set HP & LP pressure switches
Liquid line:	Danfoss DML055S 5/8" filter drier & Valcon HMI-ITT5S sight glass
Oil separator:	Henry S-5182 with Emkarate RL32H oil (optional)
Housing:	Fully weather proof housing in an organically coated steel with acoustically lined compressor compartment
Coil:	High surface area 3 row curved condenser coil with vinyl coated aluminium fins with option for Blygold treatment

Unit dimensions	Width	Depth	Height	Weight
	1368mm	547mm	989mm	130kg
Electrical	Supply (V/A/Hz)	Compressor FLA	Fan FLA	Total FLA
	400/3/50	15.9A/phase	1.2A (230/1/50)	17.1A/phase
Noise level	41dB(A) at 10m free field with condenser fan at full speed (sound pressure)			
Airflow	6955m³/hr (horizontal airflow)			
Liquid receiver	6.5L horizontal orientation			
Refrigeration connections	Suction	Liquid		
	1.1/8"	5/8"		
	Connections exit to right hand rear of unit			

Hubbard
Zenith condensing unit
HDZB38-3C3 (OS-BG)
Technical data

Unit model: HDZB38-3C3 (OS-BG)
Part Numbers: A8550-58D (OS-BG) (three phase)



This HZB scroll Zenith condensing unit is a fully packaged unit for three phase supply suitable for operation on R404A, R407A, R407F, R448A and R449A refrigerants for medium temperature application. Unit comes complete to the following specification.

Compressor:	Copeland ZBD38KCE-TFD digital scroll compressor Compressor crankcase heater 1 x EBM S3G630-AC52-51 EC fan motor
Controls:	Pre-programmed Emmerson EC2-552 digital controller and associated transducers and unit isolator
Safety switches:	Pre-set HP & LP pressure switches
Liquid line:	Danfoss DML055S 5/8" filter drier & Valcon HMI-ITT5S sight glass
Oil separator:	Henry S-5182 with Emkarate RL32H oil (optional)
Housing:	Fully weather proof housing in an organically coated steel with acoustically lined compressor compartment
Coil:	High surface area 3 row curved condenser coil with vinyl coated aluminium fins with option for Blygold treatment

Technical data

Unit dimensions	Width	Depth	Height	Weight
	1368mm	547mm	989mm	144kg
Electrical	Supply (V/A/Hz)	Compressor FLA	Fan FLA	Total FLA
	400/3/50	11.3A/phase	1.2A (230/1/50)	12.5A/phase
Noise level	41dB(A) at 10m free field with condenser fan at full speed (sound pressure)			
Airflow	6955m³/hr (horizontal airflow)			
Liquid receiver	6.5L horizontal orientation			
Refrigeration connections	Suction	Liquid		
	1.1/8"	5/8"		
	Connections exit to right hand rear of unit			

Note

Hubbard Units To Be Fitted With
Acoustic Compressor Shields
Reducing Unit Noise Level By 12dB(A)

PLA-ZM R32
4-Way Blow Ceiling Cassette System



PLA-ZM INDOOR UNITS		PLA-ZM100EA2	PLA-ZM125EA2	PLA-ZM140EA2
CAPACITY (kW)	Heating (nominal)	11.2 (4.5-14.0)	14.0 (5.0-16.0)	16.0 (5.7-18.0)
	Cooling (nominal)	9.5 (4.5-11.2)	12.5 (3.5-14.0)	13.4 (4.2-15.0)
	Heating (Ultra)	9.5 (3.65-11.50)	11.9 (3.25-13.5)	13.6 (4.85-15.3)
	Cooling (Ultra)	9.2 (4.5-10.5)	11.5 (3.25-12.9)	12.9 (5.1-14.1)
SRF (nominal)		5.30	5.00	5.00
SCOP / ηS(H) (nominal)		4.30 / 4.65	3.47 / 3.75	3.47 / 3.75
SCOP (ISP) / SEER (ISC) (EN 14825)		4.60 / 7.05	4.70 (185 °F) / 7.25 (501 °F)	4.60 (187 °F) / 6.90 (283.9°F)
ErP ENERGY EFFICIENCY CLASS	Heating/Cooling	A++ / A++		
ASRE LOW (Ulz)	Unit/Model	317-267-417-467	500-400-533-483	400-433-483-533
PIPE SIZE: liquid (in)		12.88 (3/8") / 6.42 (1/2")	15.88 (5/8") / 9.52 (3/8")	15.88 (5/8") / 9.52 (3/8")
SOUND PRESSURE LEVEL (dBA)		31-34-37-40	33-36-39-41	36-39-42-44
SOUND POWER LEVEL (dBA)	Cooling	49	50	52
DIMENSIONS (mm)	Width x Height x Height (Unit)	840 (950) x 840 (990) x 298 (45)	840 (950) x 840 (990) x 298 (45)	840 (950) x 840 (990) x 298 (45)
WEIGHT (kg)	Unit / Grille	26 / 5	26 / 5	26 / 5
ELECTRICAL SUPPLY		Fed by Outdoor Unit	Fed by Outdoor Unit	Fed by Outdoor Unit
FUSE RATING (BS88) / PRC (kA)		6	6	6
MAINS CABLE No. CORES x mm²		4	4	4
GRILLE REFERENCE	White	PLP-6EA	PLP-6EA	PLP-6EA
	Black Satin	PLP-6EA/B	PLP-6EA/B	PLP-6EA/B
V-BLOCKING FILTER		PAC-SK130KF-E	PAC-SK130KF-E	PAC-SK130KF-E
WIRED REMOTE CONTROLLER REFERENCE		PAR-CT02AA	PAR-CT02AA	PAR-CT02AA
WIRELESS REMOTE CONTROLLER REFERENCE		PAR-SL101A-E	PAR-SL101A-E	PAR-SL101A-E
PUZ-ZM OUTDOOR UNITS		PUZ-ZM100YKA2	PUZ-ZM125YKA2	PUZ-ZM140YKA2
SOUND PRESSURE LEVEL (dBA)	Heating/Cooling	51 / 49	52 / 50	52 / 50
SOUND POWER LEVEL (dBA)	Cooling	69	70	70
WEIGHT (kg)		111	114	118
DIMENSIONS (mm)	Width x Depth x Height	1050 x 330 + 40 x 1338	1050 x 330 + 40 x 1338	1050 x 330 + 40 x 1338
ELECTRICAL SUPPLY		380-415V 50Hz	380-415V 50Hz	380-415V 50Hz
PHASE		Three	Three	Three
SYSTEM POWER INPUT (kW)	Heating(Cooling (nominal))	2.604 / 2.055	3.074 / 3.076	4.112 / 3.772
	Heating(Cooling (Ultra))	2.09 / 1.77	3.27 / 2.87	3.83 / 3.15
STARTING CURRENT (A)		6.0	6.0	6.0
RUNNING CURRENT (A) (Rated)	Heating(Cooling (nominal))	3.70 / 2.98 (6.5)	5.32 / 4.60 (10.5)	6.23 / 5.37 (14.2)
FUSE RATING (BS88) / PRC (kA)		16	16	16
MAINS CABLE No. CORES		5	5	5
MAX PIPE LENGTH (m)		100	100	100
MAX HEIGHT DIFFERENCE (m)		30	30	30
MAX NOMINAL REFRIGERANT (kg) / CO2 EQUIVALENT (t) - R32 COMPLIES - GWP		3.80 / 2.43	3.80 / 2.43	3.80 / 2.43
MAX NOMINAL REFRIGERANT (kg) / CO2 EQUIVALENT (t) - R32 EXEMPT - GWP		3.80 / 1.62	3.80 / 1.62	3.80 / 1.62

8 Pole Traps
PLA-ZM100/125/140EA2 DIMENSIONS

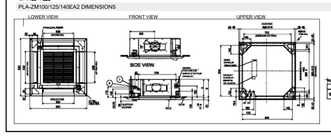

Notes/Legend

1. Do Not Scale.
2. Cabinet setting out dimensions are based on customer information.
3. All Dimensions are to be checked on site prior to installation.
4. Cabinet, Coldroom and Plant installers are to check site access prior to installation.
5. Refrigeration layout, pipework and drainage requirements are indicative only and subject to change to reflect updated layouts and on site conditions.

Revision Details

Rev	-	10/11/23	Drawn/Checked	RHJ/MW
First Issue.				
Rev	A	19/03/24	Drawn/Checked	RHJ/MW
Service routes and plant area amended.				

Un-Controlled Document

Preliminary

Drawing No.	Rev	Scale (A2)
300200031123-R5	A	1:50

Client

Co-Op
Boscombe Down

CR3
Plant Layout

EPTA-UK
Avonside House, Kingfisher Park,
Headlands Business Park, Blashford,
Ringwood, Hampshire
BH24 3NX
Tel: 01425 485700
Fax: 01425 485701

Drawing Location = C:\Users\HartJon\EPTA SPA\Epta UK - Contracting and Installation Private - Sites\Co-op\Boscombe Down 300200031123\EPTA Drawings Issued\Dwg Drawings\300200031123-R5 CR3 Plant Layout (Rev A).dwg