PLANNING & LISTED BUILDING CONSENT Notes

A. All Drawings to be read in conjunction with supporting Design & Heritage Statement
B. Do not scale from this drawing use figured dimensions only. All dimensions are to be checked on site.
C. Contractor to report any discrepancies, drawing errors and omissions to Chalk Architects immeadiatley
D. All structural elements to Structural Engineer's details and specifications
E. All work subject to Listed Building Consents & Planning Approval including conditions issued by Local Planning Authority
F. All work to comply with guidance within relevant UK Building Regulations Approved Documents
G. All work subject to the Party Wall Act etc 1996.

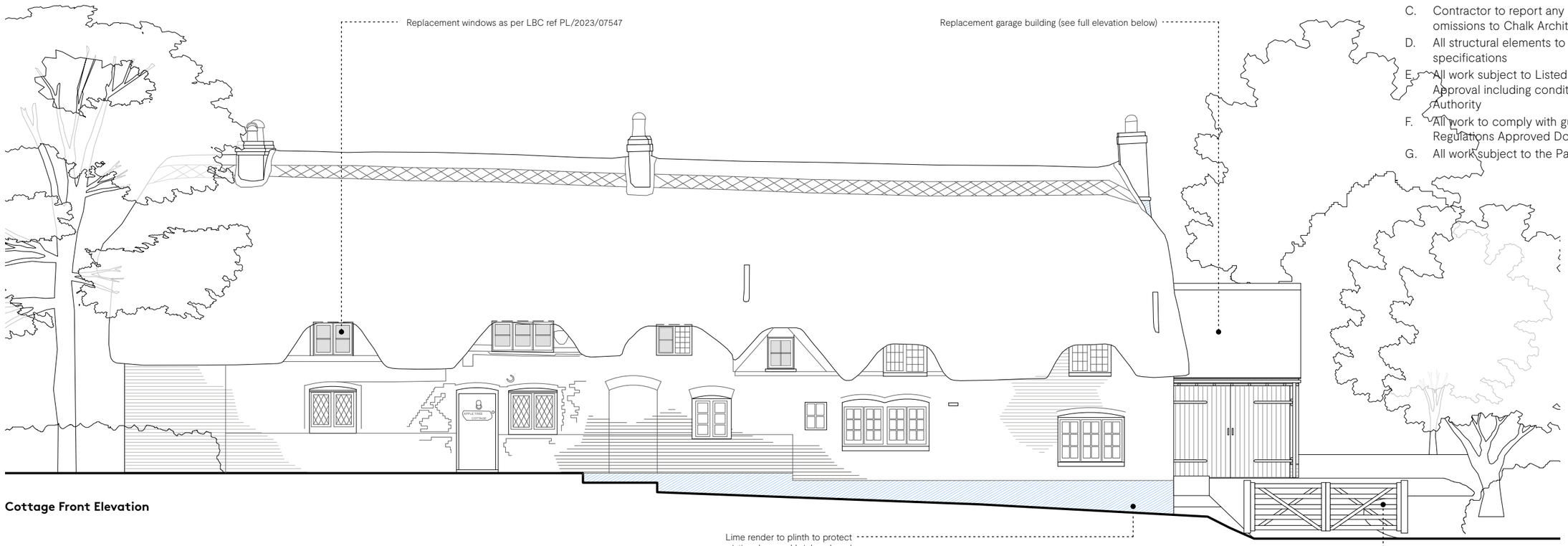

Cottage Front Elevation

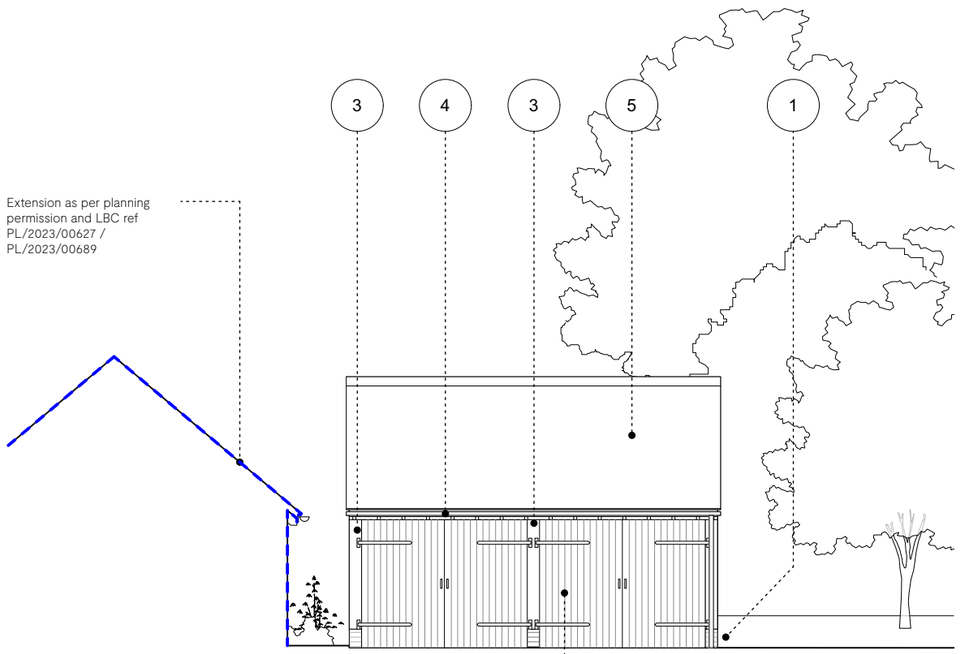

Garage Front Elevation (Section A)

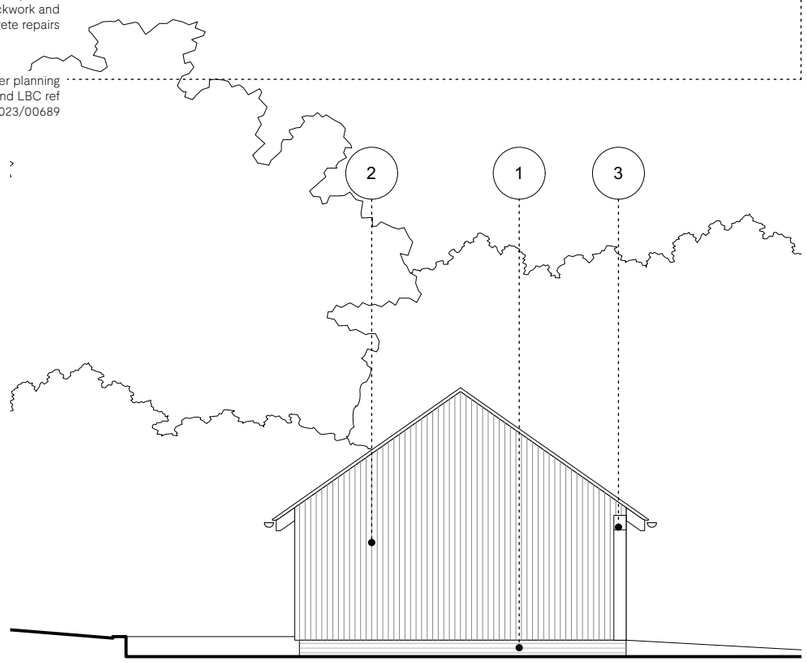

Garage Side Elevation (South)

0 5 10 M
1:100

Key to proposed materials:

1 Brickwork to match existing (english bond)
2 Vertical timber cladding
3 Green oak frame
4 PPC aluminium rainwater goods
5 Plain clay tile roof
6 Rolled lead roof
7 Painted timber frame DGU casement windows
8 Direct glazed DGU onto oak frame
9 Solid panelled timber door with glazed sidelight
10 Oak framed casement window
11 Conservation rooflight
12 Timber framed double glazed door

Revision:	Date:	Reason:
A	08/02/2024	Garage doors updated

RS3 – PLANNING & LBC

Apple Tree Cottage [SN8 3SR]

22-07-P33A

Front and Side Elevations - Proposed

Scale:	Paper size:	Date:	Drawn by:	Checked by
1:100	A3	17/01/2024	AM	JM

Chalk.

© 2024. All Rights Reserved