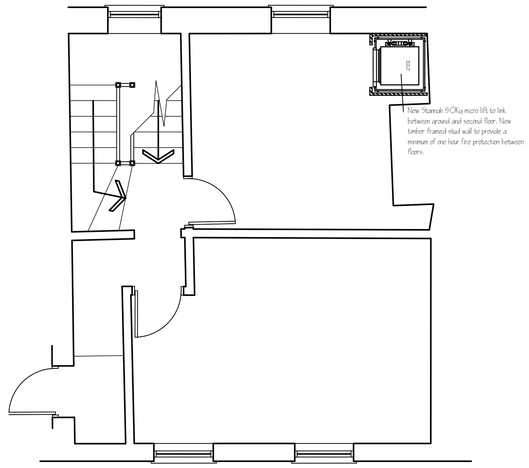

SECOND FLOOR

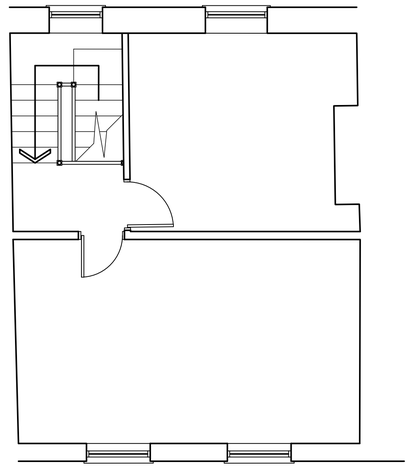

THIRD FLOOR

NOTES.

Where discrepancies between the drawing and the Specification are identified these are to be raised with CA immediately who will advise as to which should be followed.

All works are to be carried out in full compiance with the maufactures recommendation and to the latest British Standards and Codes of Practice.

Drawing to be read in conjunction with the specification (associated documents) together with Structural Engineers drawings and calculations.

All demolition is to be carried out in full compiance with the recommendation and to the latest British Standards and Codes of Practice and the Health and Safety Executive
Although there is no known asbestos containing materials within the building should the contractor find any material of a type likely to contain asbestos work should be stopped immediatly and the Contract Administrator advised. A copy of the asbestos report is available for inspection.
Where brick or block walls are to be removed contractor to ensure that these are non load bearing prior to removal. If found to be load bearing demolition of wall is to be stopped and the findings bought to the immediate attention of the Contract Administrator.

Form 950x950mm clear opening through timber floor between ground and first/ second floors. Opening to be reinforced all as Structural Engineers detail.
Installation of the lift is to be carried out prior to erection of external cladding.
Form external cladding around lift between ground and first floor in 125x50mm SW studs and 100 x 50mm SW studs on first/ second floor infilled with 100mm thick Rockwool slabs, lined internally with 15mm thick Gypsum Fireline boards with all joints sealed with intumescent mastic, externally clad in 15mm thick Gypsum Fireline board and 12.5mm plasterboard with staggered joints and taped and skimmed exposed joints. Form recessed opening around controls and door. Form double doors 700x700mm at top of lift for access to lift motor, doors to be lined with 15mm Gypsum Fireline board and fitted with a Union mortise lock ref 2177.
Provide a permanent single phase power supply with a good earth terminating with a 15amp single pole and neutral fused isolator which can be locked in the off position. To be located externally to the lift shaft at a height of 2m above FFL.
Provide additional 240v single phase 10amp supply terminating in a 13amp switched socket within the lift motor room.

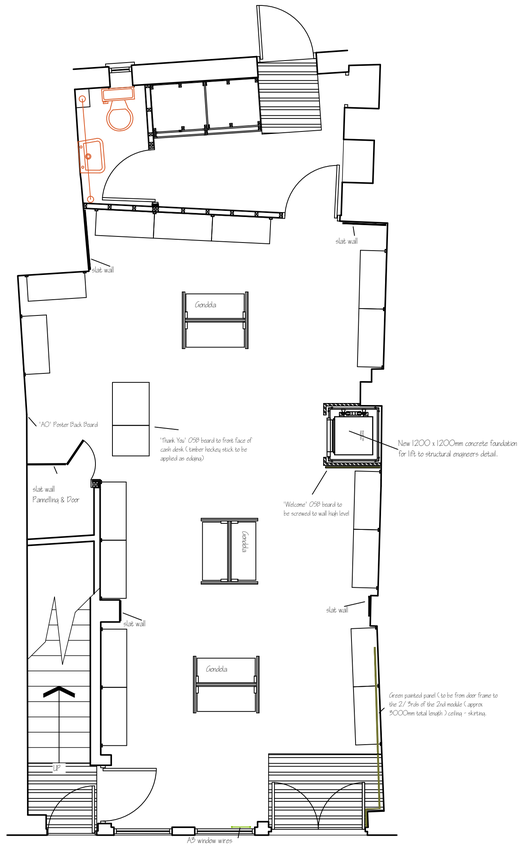

Ground Floor

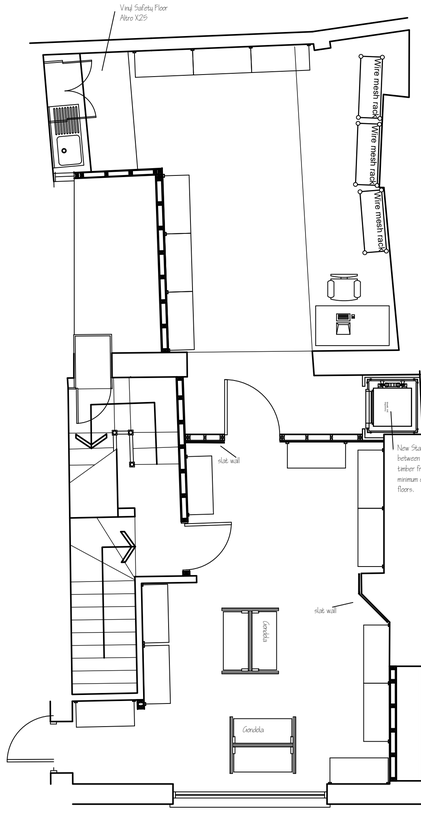

FIRST FLOOR

LEGEND

- Horstman Electrisaver E30electronic timer controllor over door heaters
- A€3 — Dimplex AC3 screen heater to be connected to time switch.
- Elnur RF14E+ 2Kw oil filled radiator
- Elnur RF10E+ 1.25Kw oil filled radiator
- Elnur RF8E+ 1Kw oil filled radiator
- mds/ distribution board.
- Dimplex PLX050E 0.5Kw panel heater
- Inline 100mm Ducted Extract (Steamer)
- PHS Warner Howard EL600 Hand drier.To inc 900x350mm plastic backboard
- 100mm WC Extract Fan

0 5m 10m

Scale Bar

Drawing Approved By | Date | Suggested Amendments | Amended

Revisions :

OXFAM

PROPERTY SUPPORT

JOB
Oxfam Goods Lift

DRAWING TITLE
Proposed
Layout plan

SITE ADDRESS
10 Catherine Street
SALISBURY
SP1 2DA

SCALE	DATE	DRAWN
1: 50	July 2023	SAS

CAD REF:
Salisbury Books, Lift 2023.dwg

DRAWING NUMBER: OX/ SS2307/ F2937/ 002
REV: -