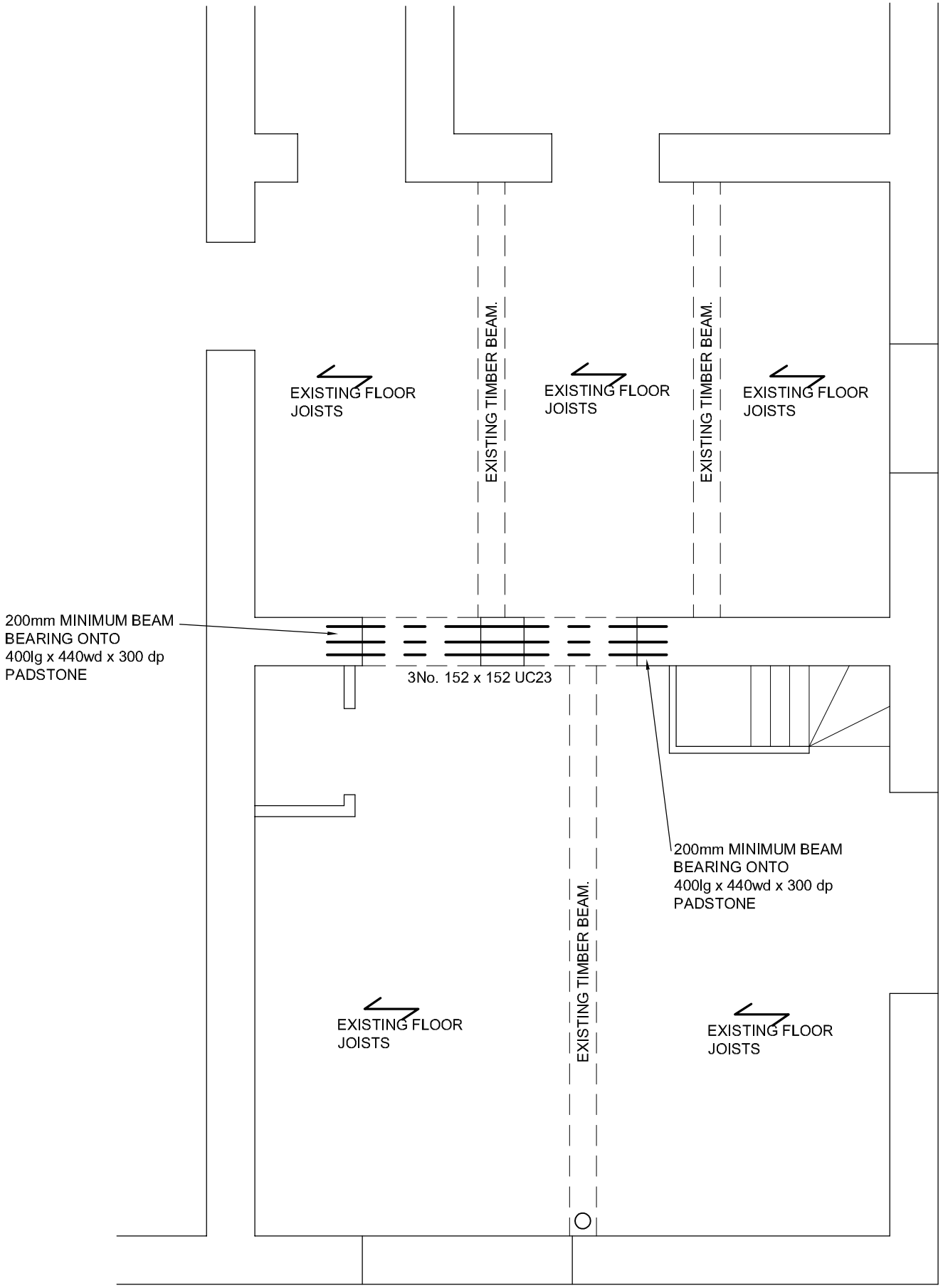

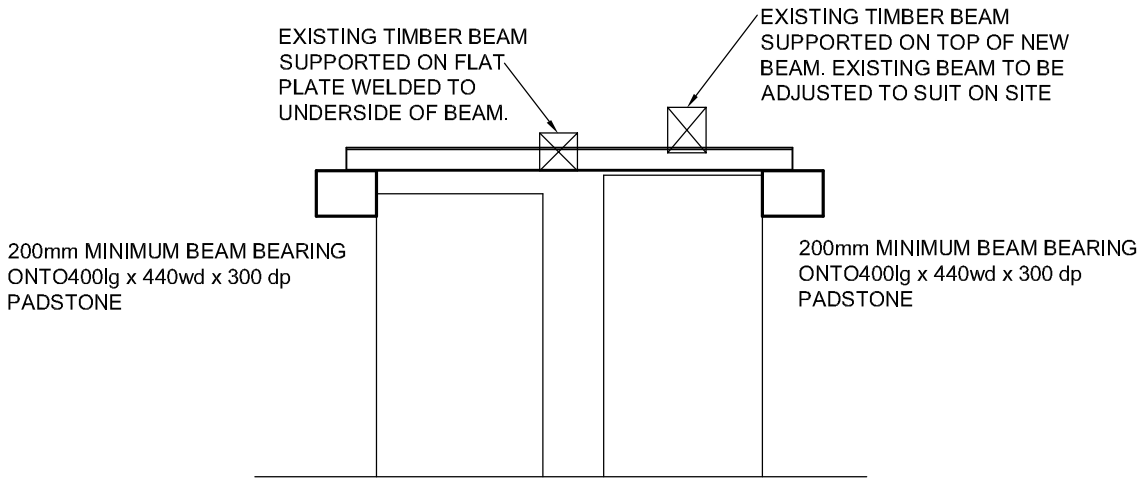

ELEVATION ON BEAM

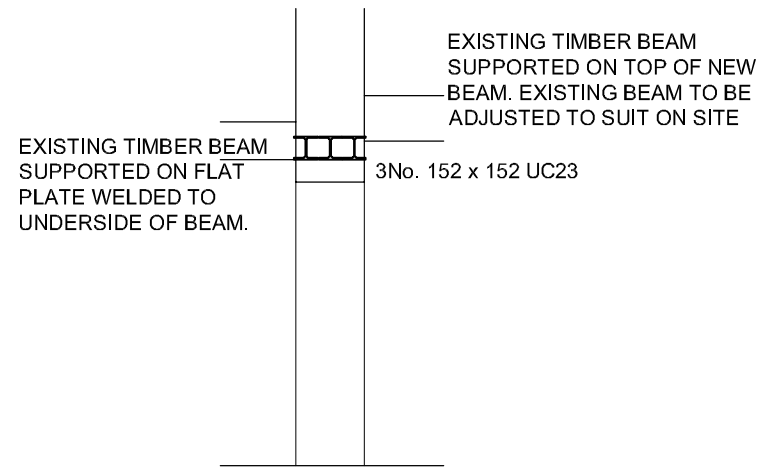

SECTION ON BEAM

STEEL BEAMS TO BE PRE DRILLED TO RECEIVE M10 BOLTS FOR TIMBER BLOCKING

ALL STEEL FABRICATION DIMENSIONS TO BE CONFIRMED ON SITE.

TEMPORARY PROPPING TO BE BASED ON LOADS PROVIDED IN CALCULATIONS

NOTES

1.) ALL CONCRETE WORKS, REINFORCEMENT, WORKMANSHIP, PROPPING ETC. TO BE IN ACCORDANCE WITH B.S. 8110.
2.) ALL MASONRY WORKS, WORKMANSHIP, PROPPING ETC. TO BE IN ACCORDANCE WITH B.S. 5628.
3.) ALL TIMBER WORKS, WORKMANSHIP, PROPPING ETC. TO BE IN ACCORDANCE WITH B.S. 5268.
4.) DO NOT SCALE THIS DRAWING. WORK ONLY TO FIGURED DIMENSIONS, ANY FIGURED DIMENSIONS TO BE CONFIRMED ON SITE.
5.) REPORT ANY DISCREPANCIES TO RYMER DESIGN & DETAILING IMMEDIATELY
6.) THIS DRAWING IS TO BE READ IN CONJUNCTION WITH ALL OTHER RELEVANT ENGINEERS, ARCHITECTS AND SUB-CONTRACTORS DRAWINGS AND DETAILS.

Client/ Project:
Mr and Mrs Bennett
Showell Farm, Showell

Drawing Title:
GROUND FLOOR PLAN

Project Ref:	Dwg. No.	Revision:	Date:	Checked:	Scale:	Dwg.Size.
1556	100	00	Dec 2023	rbr	1:50	A3

RYMER DESIGN & DETAILING
4 Moor Park, Neston, Corsham, Wiltshire SN13 9YJ
Tel: 07932613108 E-Mail: richard@rymerdesign.co.uk