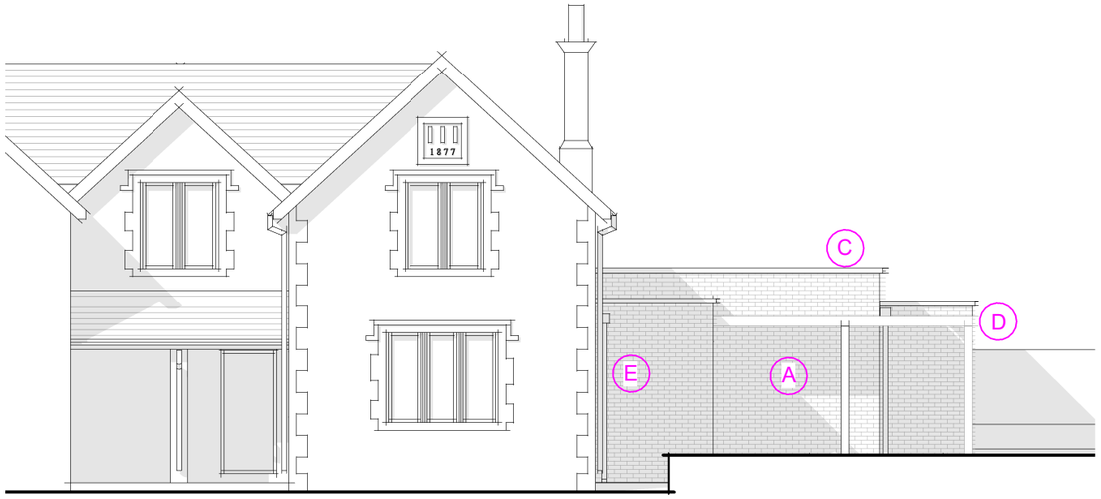

Proposed Front / South Elevation
1 : 100

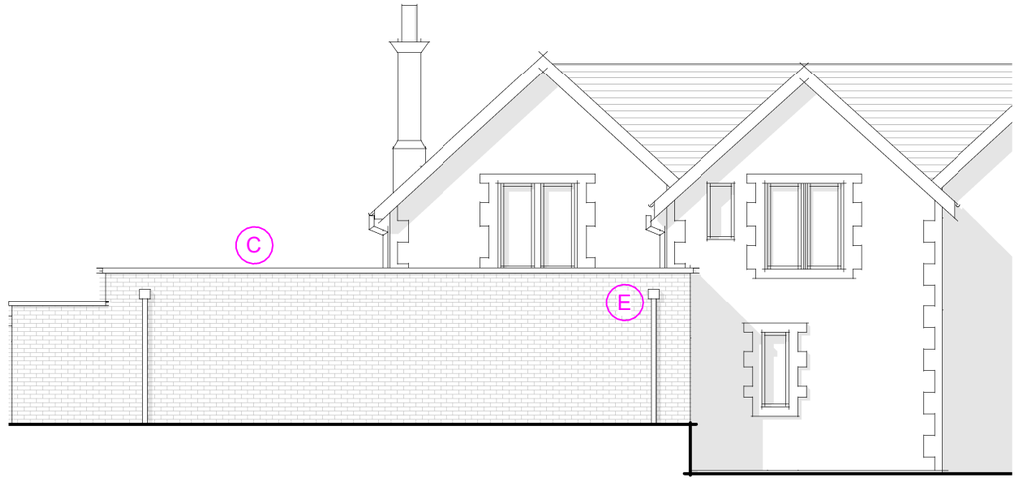

Proposed Rear / North Elevation
1 : 100

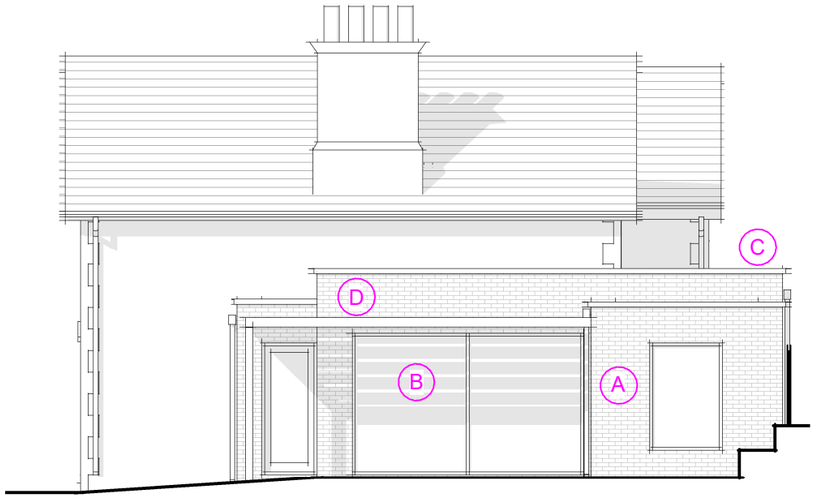

Proposed East / Side Elevation
1 : 100

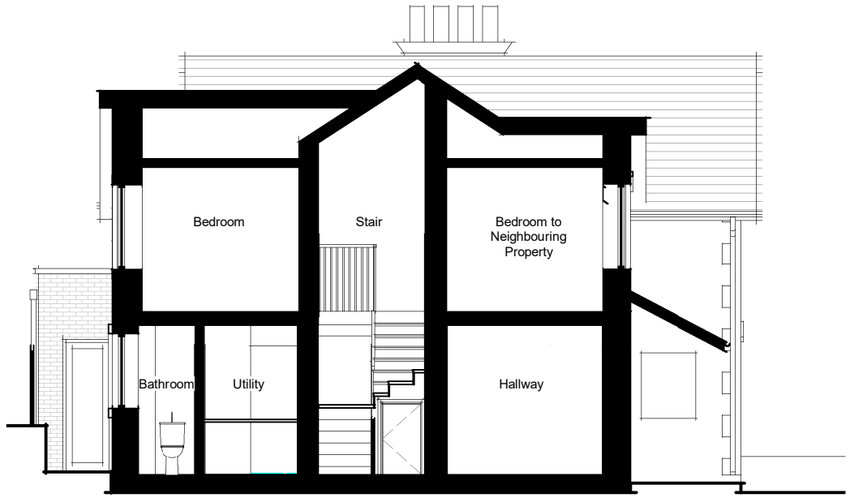

Existing Side Elevation / Section Copy 1
1 : 100

- A Brick Walls
- B Powder Coated Aluminium Windows & Doors
- C Powder Coated Aluminium Parapet Capping
- D Timber Canopy
- E Powder Coated Hopper and Downpipe
- F Photovoltaic Panels
- G Grey Membrane Roof
- H Grey Roof Lights

No.	Description	Date

This drawing may be scaled for the purposes of Planning Applications, Land Registry and for Legal plans where the scale bar is used, and where it verifies that the drawing is an original or an accurate copy. It may not be scaled for construction purposes. Always refer to figured dimensions. All dimensions are to be checked on site. Discrepancies and/or ambiguities between this drawing and information given elsewhere must be reported immediately to Wall Architecture for clarification before proceeding. All drawings are to be read in conjunction with the specification and all works to be carried out in accordance with latest British Standards / Codes of Practice.

Wall Architecture
T: 07808 718995
E: tom@wallarchitecture.co.uk
W: www.wallarchitecture.co.uk
A: Square Works, 17-19 Berkeley Sq, Bristol, BS8 1HB
A: 18 Cleeve Avenue, Downend, Bristol, BS16 6BT

1 0 1 2 3 4 5
SCALE 1:100 m

STATUS
PLANNING

PROJECT
Single storey side and rear extension to: Yew Trees, The Butts, Biddestone, SN14 7DY

SHEET
Proposed Elevations

CLIENT
Mr Webber

Date
Dec 2023

Drawn by
TW

Checked by
TW

Project number
0157

Scale (@ A3)
1 : 100

DRAWING NUMBER
0300

REV