0 100

ALTERNATIVE GULLY POT.

PVCu plastic gully pots (BBA Approved) of the dimensions below, may only be used at the discretion of WC, where the Engineer is satisfied that supervision is adequate.Refer to WC-HCD-500-D002 for details

The typical detail of this type of gully installation shall incorporate suitable provisions to prevent the pots floating and distorting when the concrete surround is placed and compacted.

The installation shall be entirely in accordance with the BBA approval certificate requirements.

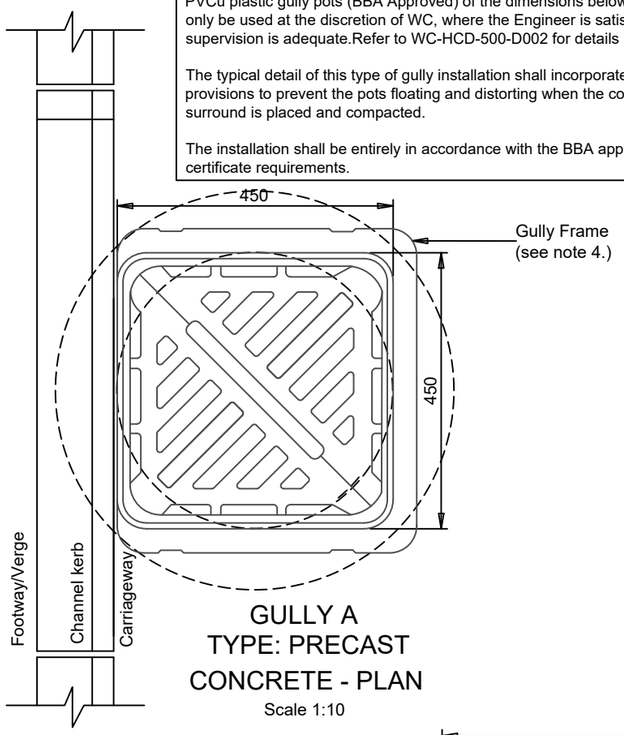

GULLY A
TYPE: PRECAST
CONCRETE - PLAN
Scale 1:10

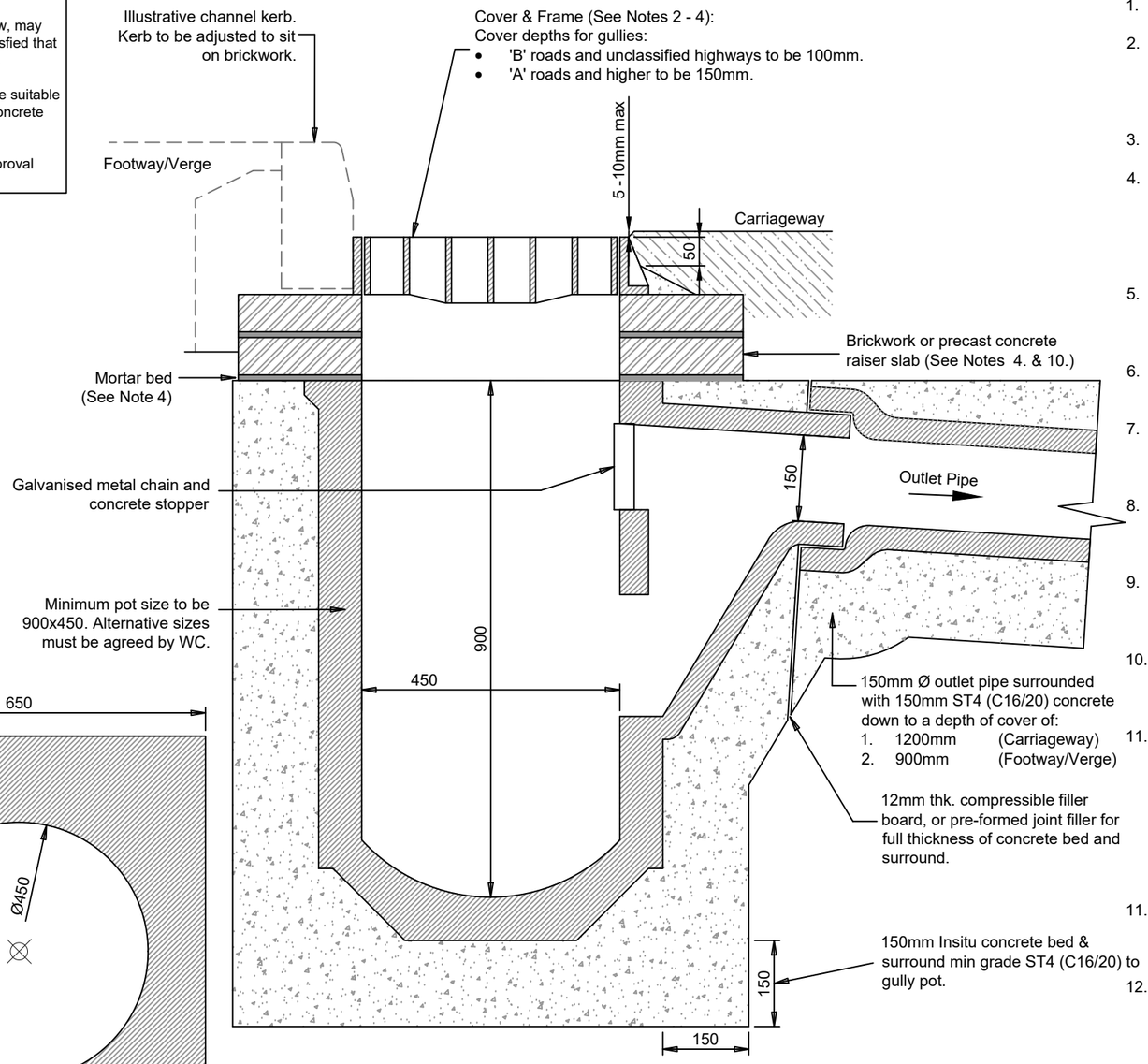

GULLY A
TYPE: PRECAST CONCRETE
SECTION Scale 1:10

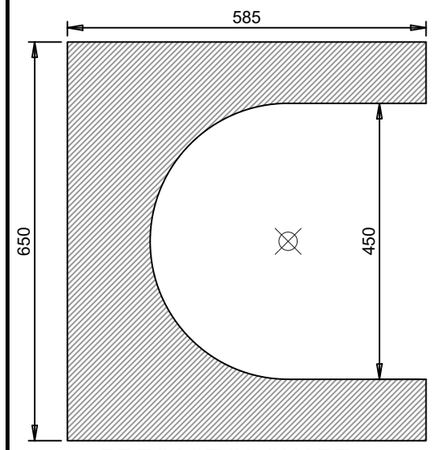

PRECAST 'U' SHAPE
CONCRETE RAISER BLOCK -
PLAN (Refer to Note 10.) Scale 1:10

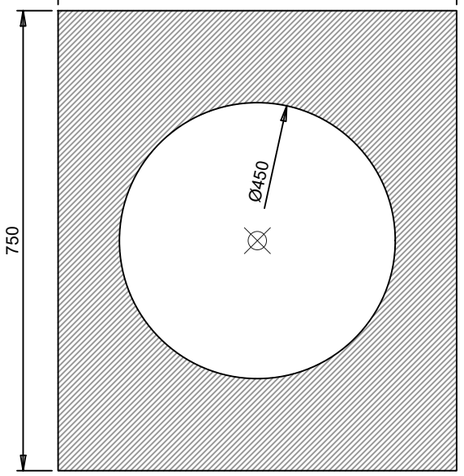

PRECAST 'SQUARE' SHAPE
CONCRETE RAISER BLOCK - PLAN
(Refer to Note 10.) Scale 1:10

NOTES

1. Do not scale from this drawing.
2. All gully grating and frames to be 'hinged' heavy duty ductile iron minimum grade D400 in accordance with BS EN124:1994 & Section 508 of the Specification of Highway Works.Type D400 'Aqua-Max' supplied by PAM (or similar approved)
3. All ironwork shall carry a BSI kite mark.
4. Frames shall be bedded on a gauged Class 1 (3:1) sand/cement mortar to Cl.2402 of SHW Mortar Designtation (i), and either 2 or 3 courses of Engineering Brickwork Class 'B' to BS EN 771-1:2011. Precast concrete raiser slabs to BS 5911-6 are an acceptable alternative. Refer to note 10.
5. Gully spacing is to be determined from the requirements of HA 102/00, Design Manual for Roads and Bridges, however, maximum area to be drained by one gully: 180 m^2
6. Gully pots shall be of precast concrete using Sulphate Resisting Cement (SRC) in accordance with BS 5911, part 230, 2004.
7. All gullies to be trapped. Any variations to this i.e. 'non-trapped', 'gully chute' or 'grip' must be qualified and WC shall review each location on an individual basis.
8. Selection of gully grating type shall be to suit the application area i.e carriageway, footway/cycleway and to the satisfaction of the Engineer.
9. Pipe bedding to highway drainage to be Type Z when located under carriageway, and Type T at all other times, as detailed on Specification of Highway Works HCD no. F1.
10. 65mm / 100mm thick precast concrete riser slabs to BS 5911-6 either or 'U' shaped (585 x 650mm) or square shaped (750 x 650m) are permissible alternatives to engineering brickwork.
11. The work shown on this drawing could affect statutory undertakers apparatus and the contractor is required to verify the location and depth prior to the commencement of work and take all precautions necessary when working in the vicinity of such apparatus. Utility Information is produced from a digital source and no guarantee can be given regarding its accuracy. It is the recipients responsibility to check the accuracy of measurements given. Should discrepancy occur please contact the issuing authority to seek clarification.
11. The use of this drawing does not absolve the client of their responsibilities under Health & Safety: The Construction (Design & Management) Regulations 2015
12. **SURFACE WATER PIPES**
Permitted Types as follows:

CLAY: (100Ø-1200Ø)
All pipe shall be Vitrified Clayware to BS EN 295-1:1991.

UPVC: (100Ø-1100Ø)
All pipes shall be to BS EN 1401-1:1998.
All pipes shall be ribbed 'twin wall' to provide a suitable network (pipes & couplings).

CONCRETE: (300Ømin) All pipes shall be made with Sulphate resistant Cement to BS 5911-1:2002

© This drawing is Copyright. It should not be relied on or used in circumstances other than those for which it was originally prepared and for which Wiltshire Council was originally commissioned. Wiltshire Council accepts no responsibility for this drawing to any party other than the person(s) by whom it was commissioned.

Rev	Revision details	Chkd	Appd	Date
A	Raiser slab changed	DMT	GTR	May19

Drawn: MJR
Checked: GTR
Approved: DMT
Date: 21/07/16

DRAWING STATUS
ISSUE

File Ref: L:\Traffic Engineering Team\Standard Drawings\Wiltshire Council - Final Approved Standard Drawings

Client: Wiltshire Council
Wiltshire Council
Highways & Transport
County Hall,
Bythesea Road
Trowbridge
Wiltshire
BA14 8JN

Consultant: ATKINS
Atkins Highways & Transportation
3rd Floor
County Gate
County Way
Trowbridge
Wiltshire
BA14 7FJ

Project Name:
WILTSHIRE COUNCIL - HIGHWAYS & TRANSPORT
STANDARD HIGHWAY CONSTRUCTION DETAILS

APPROVED
CONTRACTOR TO ENSURE LATEST DETAILS ARE USED

Drawing Title:
SERIES 500 - DRAINAGE & SERVICE DUCTS
GULLY A - PRECAST CONCRETE POT

Original Sheet Size : A3
Scale : 1:10
Dimensions : mm
Drawing No. WC-HCD-500-D001
Rev: A