SCALE BAR

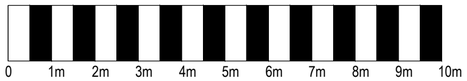

GENERAL NOTES

1. DO NOT SCALE FROM THIS DRAWING, USE FIGURED DIMENSIONS ONLY.
2. ALL DIMENSIONS ARE IN MILLIMETERS. ALL LEVELS ARE IN METERS.
3. THIS DRAWING IS TO BE READ IN CONJUNCTION WITH THE LATEST ARCHITECTS, ENGINEERS & SPECIALIST CONTRACTORS DRAWINGS AND SPECIFICATIONS.

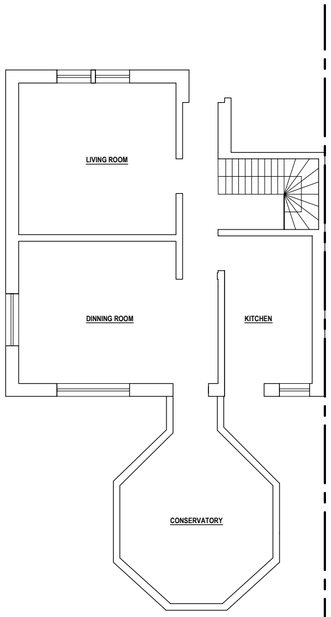

GROUND FLOOR PLAN
(SCALE 1:100)

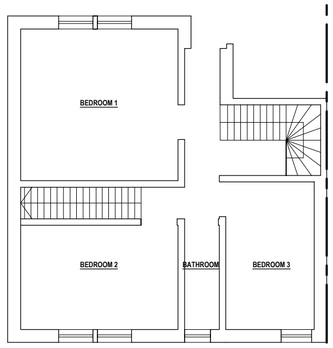

FIRST FLOOR PLAN
(SCALE 1:100)

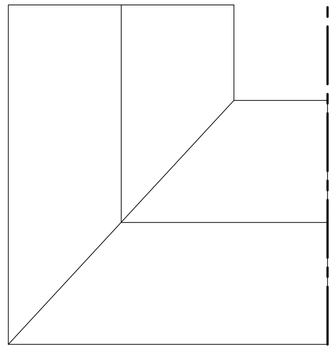

ROOF PLAN
(SCALE 1:100)

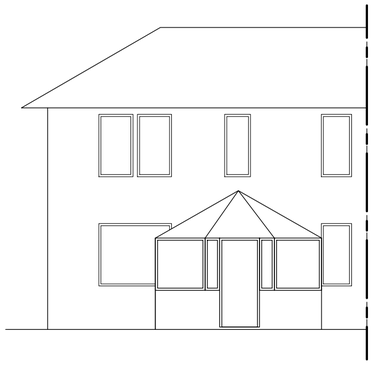

REAR ELEVATION
(SCALE 1:100)

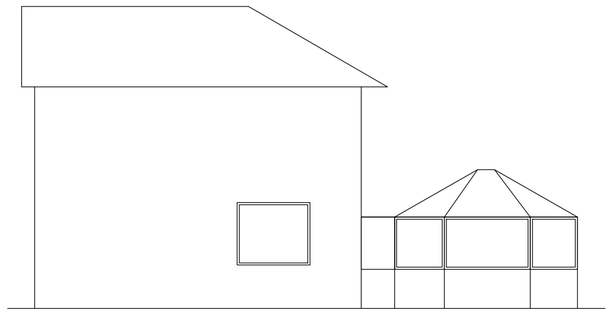

SIDE ELEVATION
(SCALE 1:100)

Rev.	Date.	Details.	By.	Chk.
P01	20.11.23	PRELIMINARY ISSUE	OP	CDL

Amendments

Project:
81 Oxford Rd, Calne, SN11 8AQ

Title:
Existing drawings

Drawn:	Checked:	Scale(s) at A2:	
OP	CDL	AS SHOWN	
Date:	RVW Job Nº:	Revision:	Suitability:
NOV '23	**P0015**	**P01**	**S0**

Drawing Status:
PRELIMINARY

Drawing Nº:
P0015-AT-ZZ-ZZ-DR-PP-00001