

FRONT ELEVATION
1:100

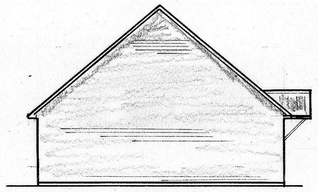

SIDE ELEVATION

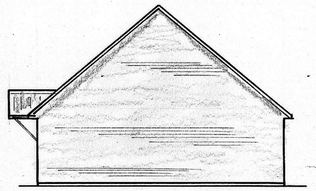

SIDE ELEVATION

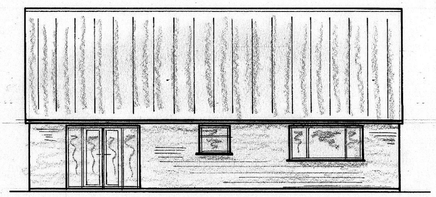

REAR ELEVATION

1:100 0 1 2 3 4 5 6 7 8 9 10.0 m

1:200 0 2 4 6 8 10 12 14 16 18 20.0 m

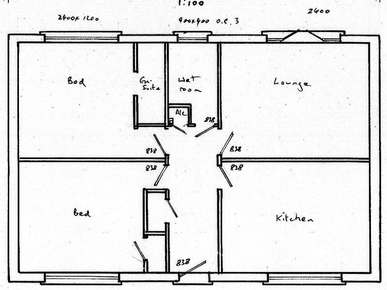

PLAN

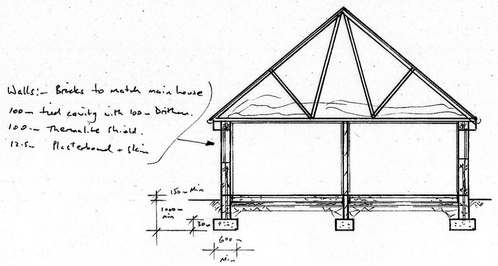

TYPICAL CROSS SECTION

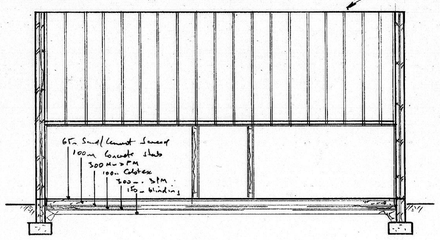

TYPICAL LONG SECTION 1:100

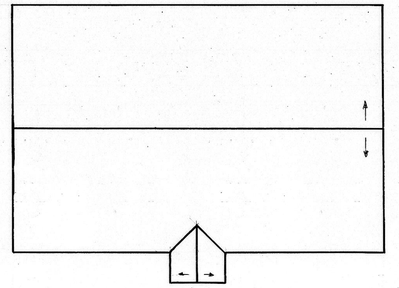

ROOF PLAN

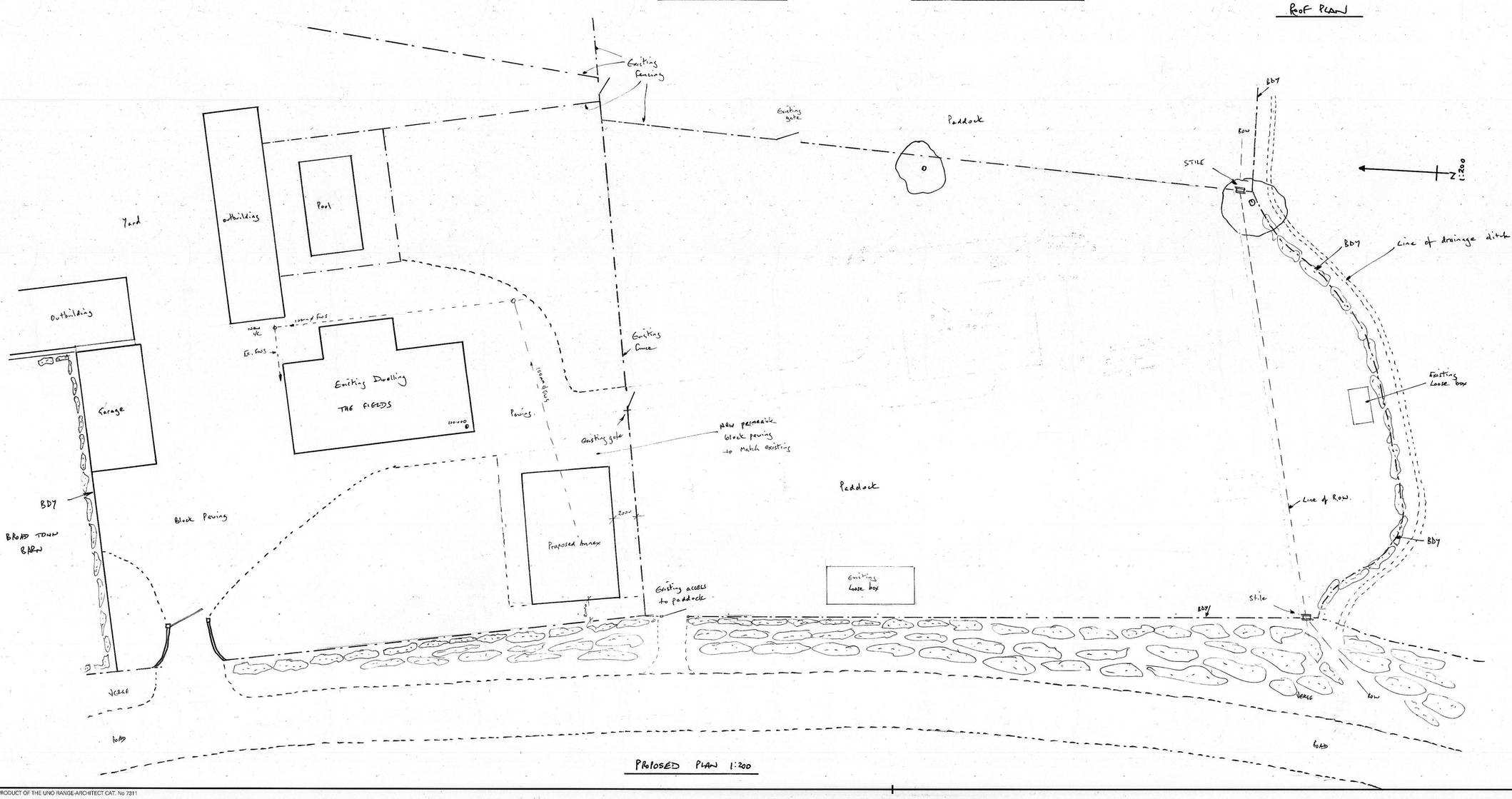

PROPOSED PLAN 1:200

NOTES:
All dimensions must be checked on site and not scaled from this drawing.

A	NOV 23	POSITION MOVED.
	Date	Revisions

©copyright

Scale bar

0 1 2 3 4 5 6 7 8 1:100

0 1 2 3 4 1:50

For Building Regulation purposes these plans are to be read in conjunction with the written specification and structural report.

KEECH DESIGN SERVICES LTD
1 HARBOUR CLOSE SWINDON
07778 324228
ROBERT.KEECH@NTLWORLD.COM

Job Title

ELEVATIONS + SITE LAYOUT PROPOSED

Drawing Title

ANNEX AT THE FIELDS
BROAD TOWN ROAD
BROAD TOWN
SN4 7RB

Scale 1:100 1:200

Date AUG 2023 Drawn by

Drg No. 23/059(ii) Rev. A

A PRODUCT OF THE UNO RANGE-ARCHITECT CAT. No 7311

594 x 841mm A1