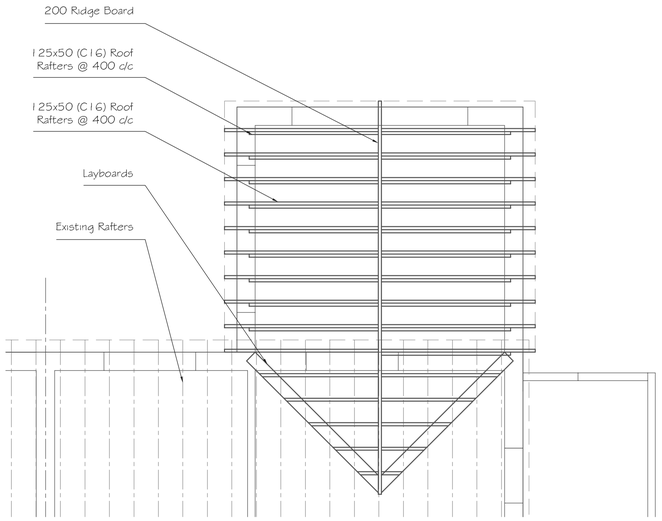

ROOF RAFTER PLAN

Scale 1:50

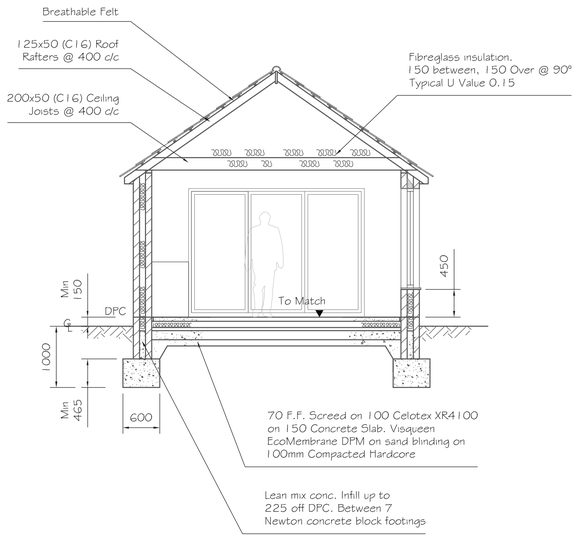

SECTION A-A

Scale 1:50

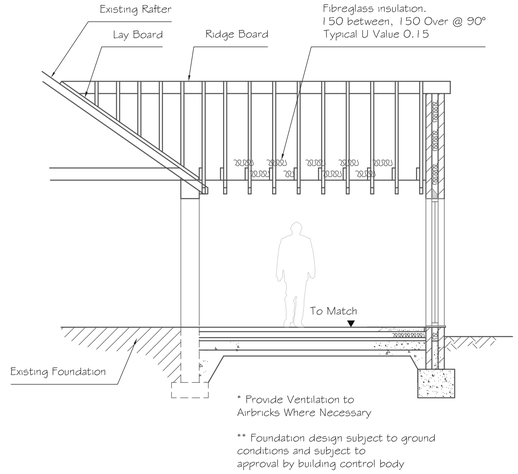

SECTION B-B

Scale 1:50

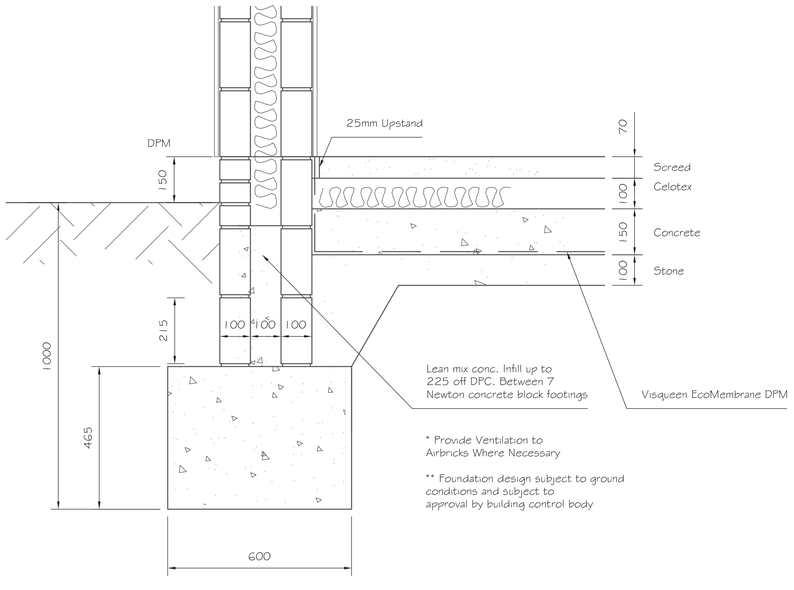

FOUNDATION DETAIL

Scale 1:10

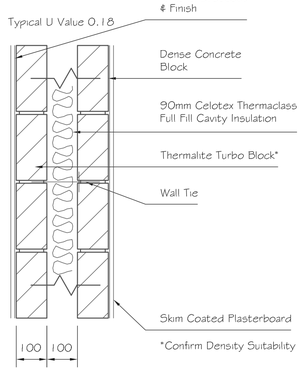

WALL CONSTRUCTION

Scale 1:10

ALL MEASUREMENTS TO BE CHECKED ON SITE.
ALL MEASUREMENTS INDICATED ARE STRUCTURAL.

Lintels generally to be Catnic CG 90/100 unless stated.
All internal single door leafs to be 762 x 1981 unless otherwise stated.

Drainage
All drainage work shall comply with Part H of the Building regulations and shall be tested and approved by the Building Inspector prior to back filling of the trenches. Pipework and fittings shall be Osma by Wavin Plastics laid as directed by manufacturers site installation handbook. Ceilings with soil pipe runs should be 2 layers Plasterboard or similar fixed with staggered joints with skim finish.

Heating
Expansion of existing system by approved Heating Engineer who will commission the completed installation and issue a certificate of compliance as required by Part J of the Building regulations.

Ventilation
All ventilation to be provided in accordance with the latest edition of Building Regulations Part F:
Background ventilation provided by trickle vents to windows where ever necessary and possible.
Mechanical ventilation provided where necessary to:
Kitchen - 30l/s if adjacent to hob
60l/s elsewhere
Bathrooms - 15l/s (15mins over-run)
Utility - 30l/s

Glazing
All glazed doors & side panels to be glazed with toughened safety glazing.
All windows/ glazed screens below 800mm from floor level to be toughened safety glazing.

Electrical
Installation shall be designed and installed in full compliance with the current edition of the IEE Regulations and Part P of the Building Regulations. The completed installation shall be checked, tested and certified as compliant as specified in Part P.

Windows
Double glazed with safety glass (B.S. 6206) 'K' glass to give 1.4W/m²K & to have 5000mm² trickle vent per frame.
Non-Habitable spaces to have 2500mm² trickle vent per frame.

External House Walls
Rendered dense concrete blocks, internal Thermalite Tubo Insulation blocks. (100) tied (5x ties m²). 100 Cavity filled with Dritherm 32 Cavity Batts. Plaster finish. Close Cavities at opening with propretry thermal closers i.e. dampcor. DPC's 150mm above ground level to be Hyload or other equal. Timloc Everdry Adjustable Stepped Cavity Trays for Brickwork. Chimneys, valleys and junctions to have Code 4 lead DPCs stepped flashings, aprons, soakers etc all as sheet lead association standard details

Pitched Roof
Tiles to match fixed to 50x30 treated sw battens on Proctor Roofshield breathable membrane.

1:10 [m]
0 0.1 0.2 0.3 0.4 0.5

1:50 [m]
0 0.5 1.0 1.5 2.0 2.5

1:100 [m]
0 1 2 3 4 5

1:500 [m]
0 5 10 15 20 25

1:1250 [m]
0 20 40 60

Alex Dawson
www.addraughting.co.uk
alex@addraughting.co.uk
01672 511412
07791 341698

59 Barrow Close
Marlborough
Wiltshire
SN8 2BE

AD DRAUGHTING
ARCHITECTURAL SERVICES

Client
RICHARD BEAVEN

Job Title
EXTENSION AT:
4 PUCKLANDS,
PATNEY,
DEVIZES,
WILTSHIRE,
SN10 3RE.

Drawing Title
CONSTRUCTION DETAILS

Scale AS SHOWN

Date 20/11/2023 | Drawn AD

Drawing No. 1372-03 | Rev -

841 x 594 A1