PROPOSED GROUND FLOOR PLAN 1:50

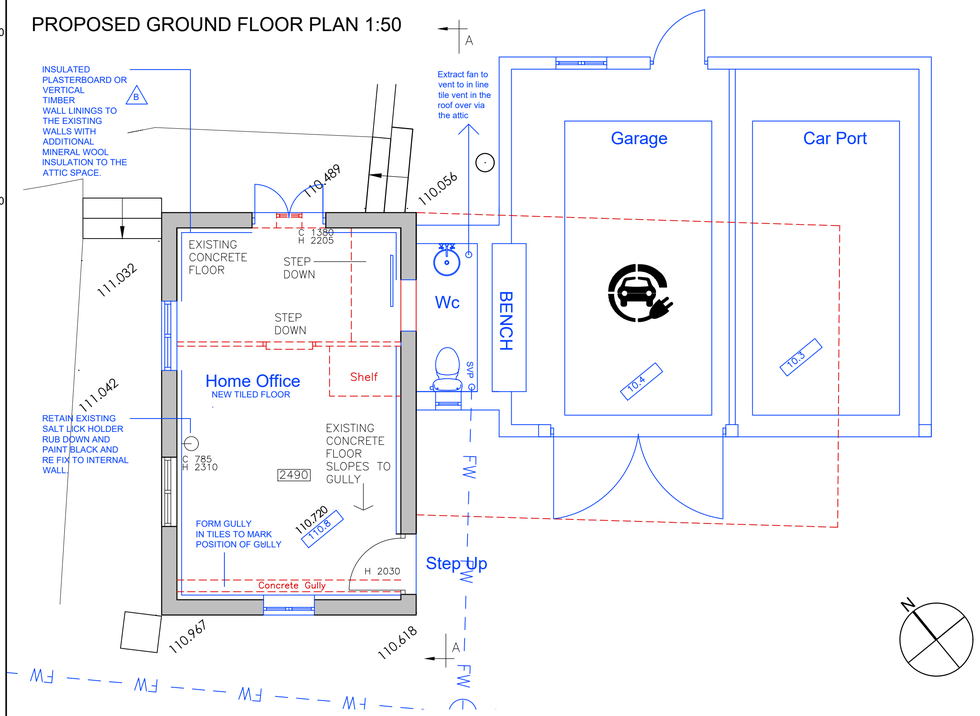

SECTION AA 1:50

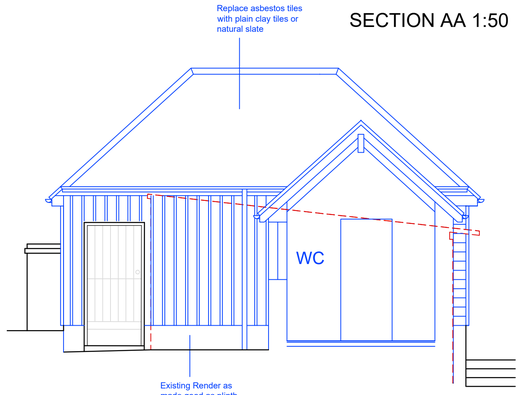

ROOF PLAN 1:100

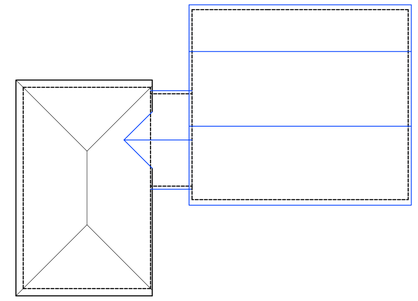

PROPOSED SOUTH EAST ELEVATION 1:50

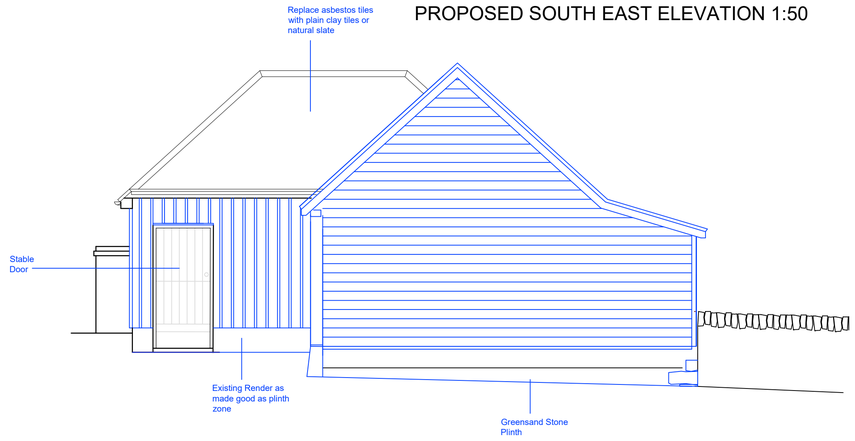

PROPOSED SOUTH WEST ELEVATION 1:50

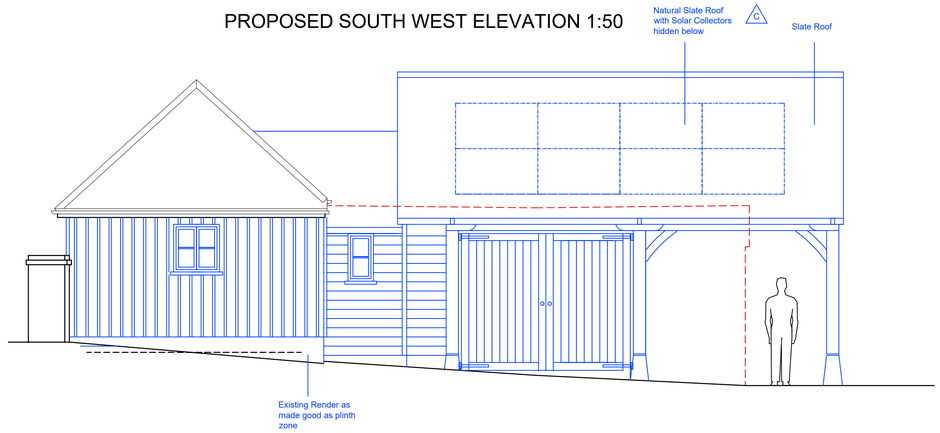

PROPOSED NORTH WEST ELEVATION 1:50

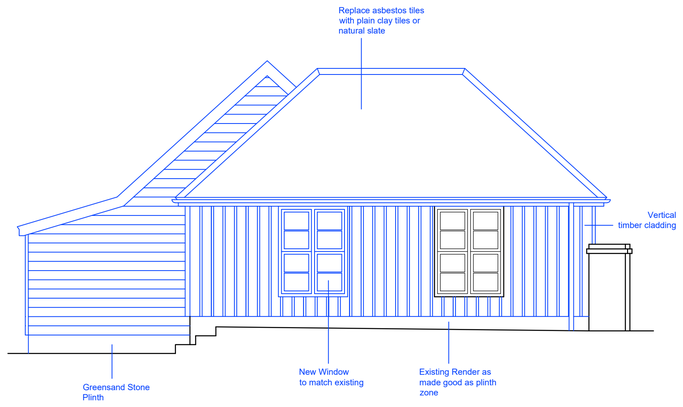

PROPOSED NORTH EAST ELEVATION 1:50

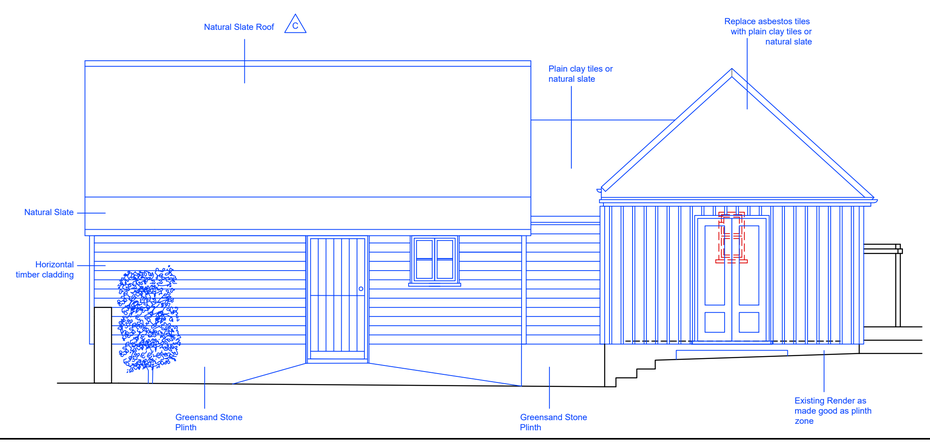

DESIGNERS RISK ASSESSMENT-
HEALTH AND SAFETY
THE CONSTRUCTION (DESIGN AND MANAGEMENT) REGULATIONS 2015

For significant hazards specific to the project please refer to Drawing CDM01 where appropriate

NOTES PLANNING

1. Windows and other glazed areas to have curtains or black out blinds, either manually operated or electric if remote.
2. All new glazing in the office should have a maximum target upper visible light transmission (VLT) factor limit of 0.65+/-0.05.

KEY

NEW WORKS

DEMOLITIONS

REV.	REVISION DETAILS	BY	CKD	DATE
D	NOTES	MDH	-	31.10.23
C	SOLAR PANELS AND NATURAL SLATES	MDH	-	06.07.23
B	NOTES WALL INSULATION, SOLAR PANELS	MDH	-	21.06.23
A	NOTES ADDED STABLE DOOR, SALT LICK FLOOR TILES INDICATED AND GULLY TO BE RETAINED	MDH	-	08.12.22

WDA
westerndesignarchitects.com
Western Design Architects
12 The Granary, Hinton Business Park, Tarrant Hinton, Dorset, DT11 8JF
T:01258 830675 E:info@westerndesign.co.uk

CLIENT
Caryn Mandabach & Ken Bolan

PROJECT
Poles Farm, Swallowcliffe

DRAWING TITLE
Proposed Home Office & Garages

DRAWN BY	CHECKED BY	DATE
MDH	-	07.07.22

SCALE	JOB NO.
Varies@A1	2122150

DRAWING NO.	REVISION
SK13	D

PLANNING

THIS DRAWING IS COPYRIGHT © Western Design Ltd 2023

REPRODUCING THESE DRAWINGS BY PRINTING OR COPYING MAY LEAD TO ERRORS. PLEASE REFER TO SCALE BAR. DO NOT SCALE OFF THESE DRAWINGS FOR CONSTRUCTION PURPOSES. IF ANY DISCREPANCIES ARE FOUND, PLEASE CONTACT WESTERN DESIGN ARCHITECTS IMMEDIATELY.