

PROPOSED SW ELEVATION 1:100

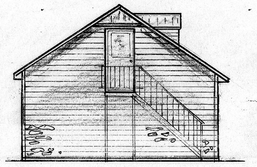

SIDE ELEVATION SE



SIDE ELEVATION NW

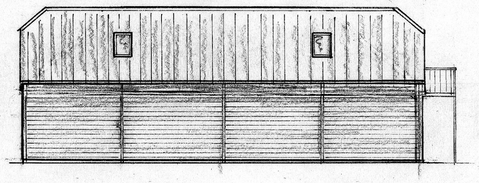

PROPOSED NE ELEVATION (ADJACENT VERGE)

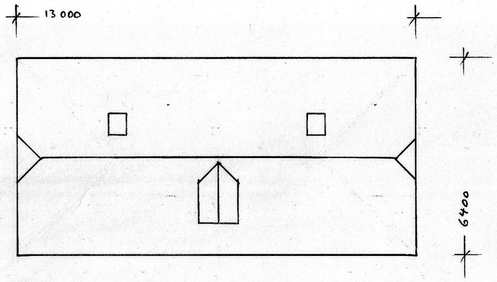

PROPOSED ROOF PLAN

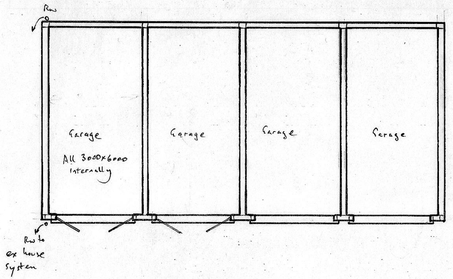

PROPOSED PLAN

See spec for stair details.

Concrete tiles to match main house
25x50 Treated battens
Breathable membrane
TRA approved attic trusses @ 600mm c.c
See spec for insulation
12.5mm foil back Plasterboard + skim

(A) 100mm Concrete blocks with
~~[illegible]~~
200x25 Cedar boarding on Breathable membrane. 100x50 Stud @ 400mm c.c
18mm OSB

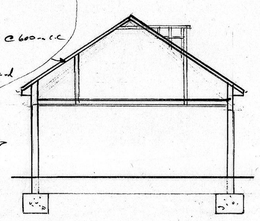

TYPICAL CROSS SECTION

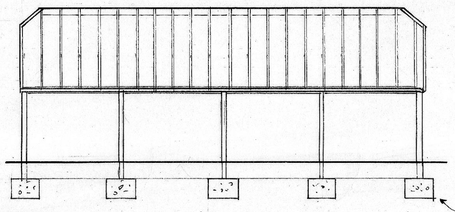

TYPICAL LONG SECTION

300x600 R.C. Ring Beam on 900x900 Pad Foundations all to S.Eng. Report
150mm Concrete slab
300mm DPM
150mm blinded hardcore

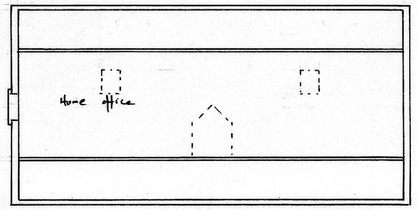

ATTIC PLAN

22mm WP Chipboard flooring
150mm Celotex.
2x15mm FR Plasterboard staggered joints.

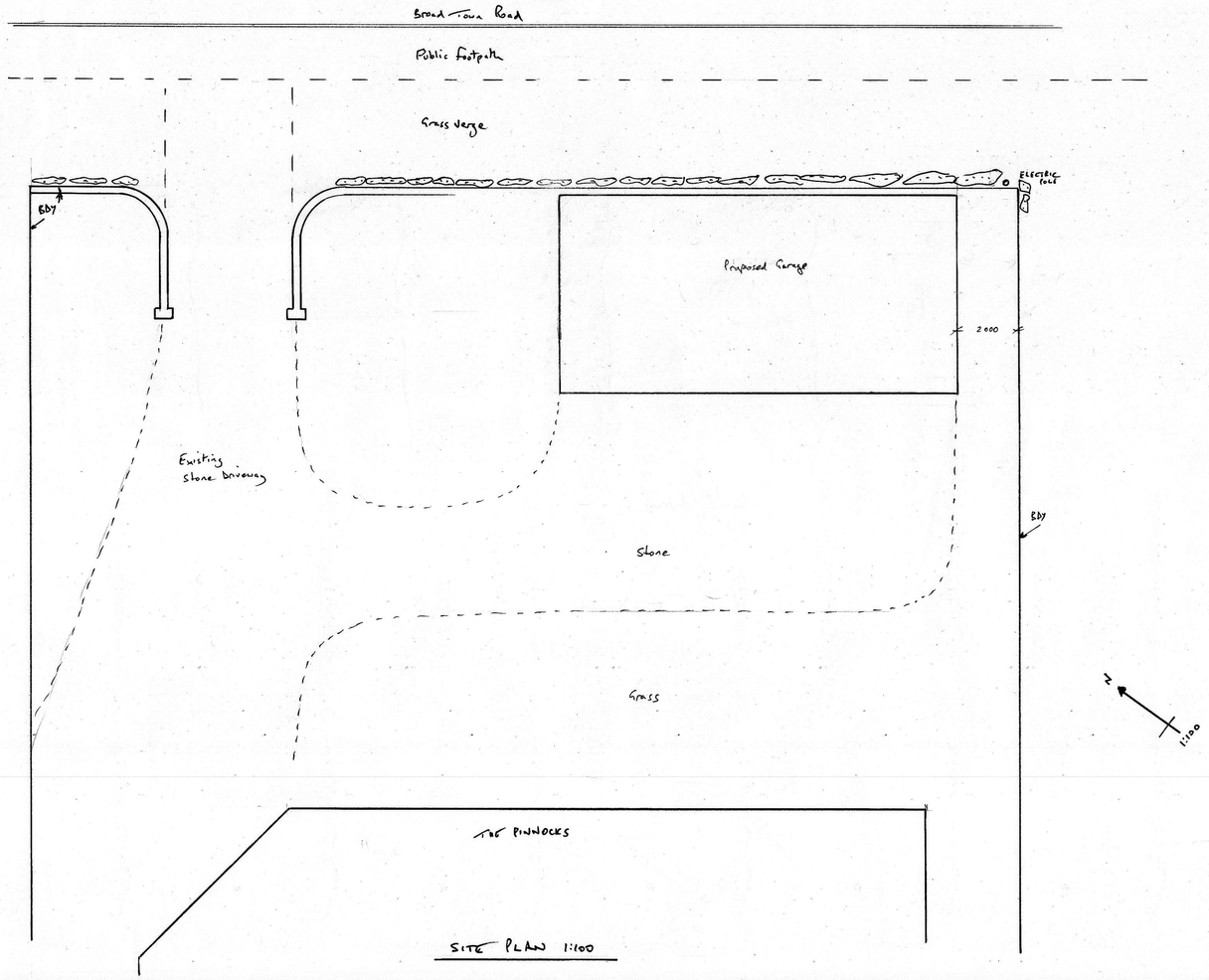

SITE PLAN 1:100

NOTES:
All dimensions must be checked on site and not scaled from this drawing.

		Roof pitch slightly changed (Ridge Same)
A	SEPT 23	Frame changed from Timber to block.
	Date	Revisions

©copyright

Scale bar

0 1 2 3 4 5 6 7 8 1:100

0 1 2 3 4 1:50

For building regulation purposes these plans are to be read in conjunction with the written specification and structural report.

KEECH DESIGN SERVICE LTD
1 HARBOUR CLOSE SWINDON
07778 324228
ROBERT.KEECH@NTLWORLD.COM

Job Title

Drawing Title
DETACHED GARAGE TO FRONT GARDEN AT THE PINNOCKS, BROAD TOWN ROAD BROAD TOWN SN4 7RG

Scale 1:100

Date FEB 2023 | Drawn by [signature]

Drg No. 23/020 | Rev. A

A PRODUCT OF THE UNO RANGE-ARCHITECT CAT. No 7311

594 x 841mm A1