All dimensions in millimetres unless otherwise stated. Angular dimensions to be used as reference only (linear dimensions to take precedence). DO NOT SCALE, Use figured dimensions only. Any discrepancies to be reported to Radnor Oak Ltd office.
Copyright 2014. This drawing is the property of Radnor Oak Ltd and the copyright is reserved by them. This drawing is issued on condition that it is not copied wholly or in part without the prior written consent of Radnor Oak Ltd.
Details relating to construction, fixing, insulation (to include floors, walls or roofs), plaster boarding, floor finishes, skirting boards, damp proof membranes or vapour barriers, weatherproofing, foundations, brick work and floor slab design issued on any drawing will be 'typical' and should be used solely as a guide. It is the responsibility of the Customer to confirm with their site contractor and building inspector that the details and methods used for the aforementioned and all other site operations are suitable for the Project and comply with building regulations when applicable, and to prepare alternatives to those shown on the working drawings if required or necessary.

Mr & Mrs Stephens
The Dean
Ogbourne Road
Aldbourne
SN8 2LD

Footings, Brickwork, Lath Battens, Rooftiles, Lead, DPC & Fixings supplied by others

Roof Coverage: 64m2

0 2 4 6 8 10
1 Metres

* If any elevation is to be located within 2m of site boundary the external wall may require resistance to surface spread of flame. Final solution subject to Building Inspectors approval;
Intumescent paint application (to Class 0) to weatherboards with 12mm Superlux (or similar approved) internal stud lining.

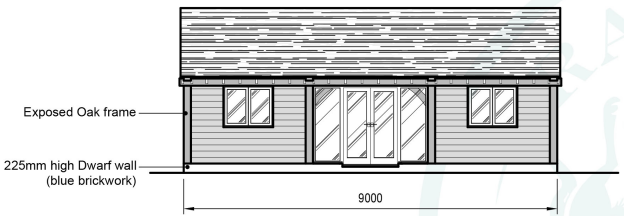

Front Elevation

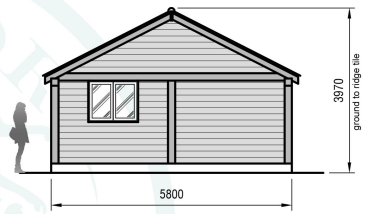

Side Elevation

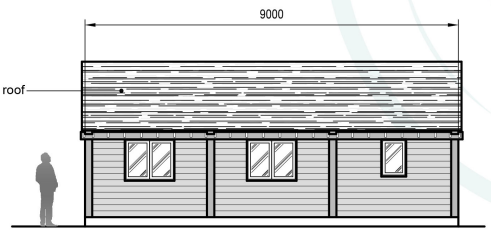

Rear Elevation

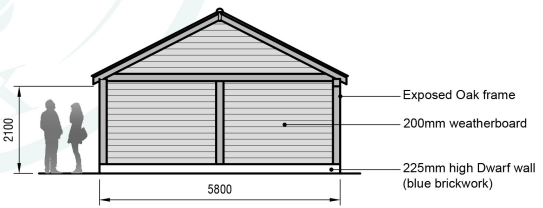

Side Elevation

1

Elevations 1:100 (A3)

RADNOR OAK LTD
Unit 3, Broadaxe Business Park
Presteigne, Powys, LD8 2UH
01544 260727
email: info@radnoroak.co.uk
web: www.radnoroak.co.uk

Drawn By: E.B.
Date: SEPT 2023
Title: ELEVATIONS
Drawing No.: 1814-01
Scale: A3@1:100