NOTES

1. THIS DRAWING IS THE COPYRIGHT OF THE CONSULTANT AND MUST NOT BE USED OR REPRODUCED WITHOUT THEIR PERMISSION.
2. THIS DRAWING IS TO BE READ IN CONJUNCTION WITH ALL RELEVANT ARCHITECTURAL AND M&E DRAWINGS AND THE SPECIFICATIONS.
3. THE CONTRACTOR IS RESPONSIBLE FOR THE ACCURACY OF ALL DIMENSIONS AND THE CORRECT SETTING OUT OF THE WORK ON SITE.

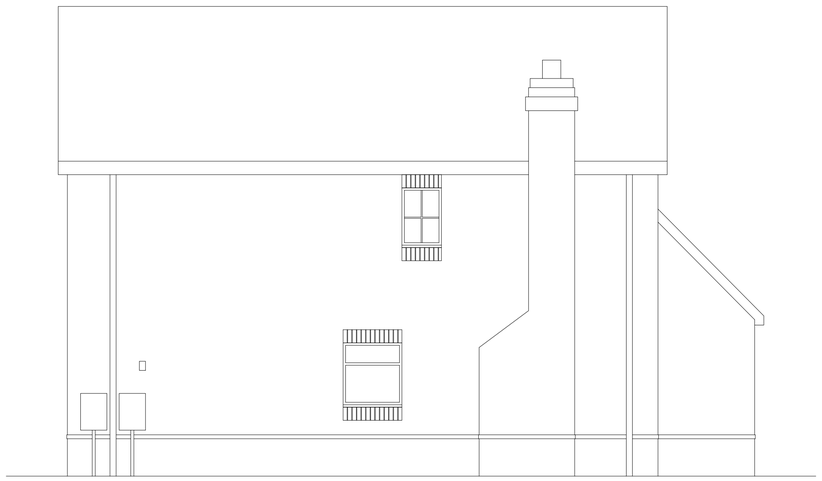

EXISTING SIDE ELEVATION (EAST)
(SCALE 1:50)

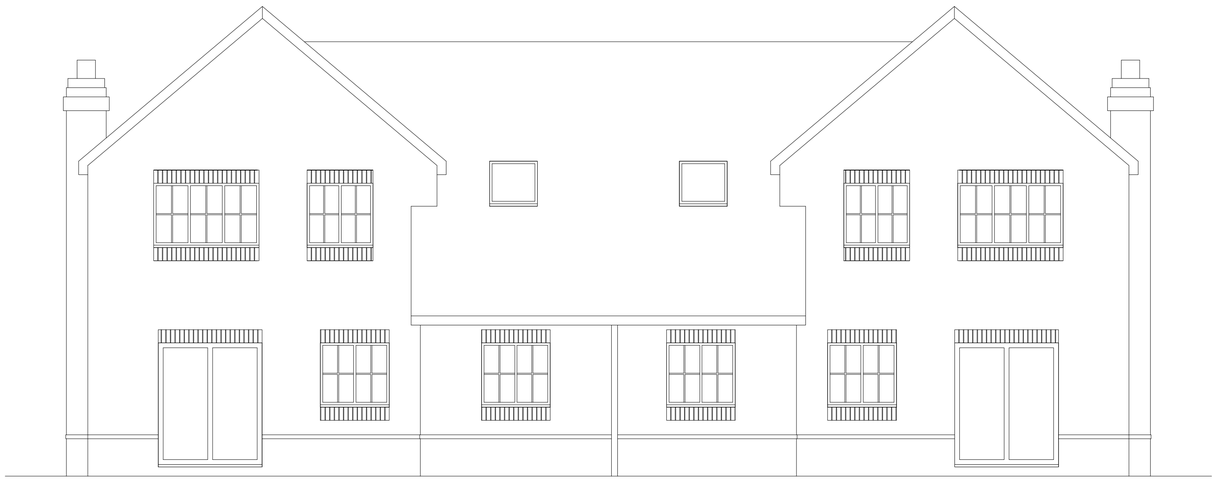

EXISTING REAR ELEVATION (NORTH)
(SCALE 1:50)

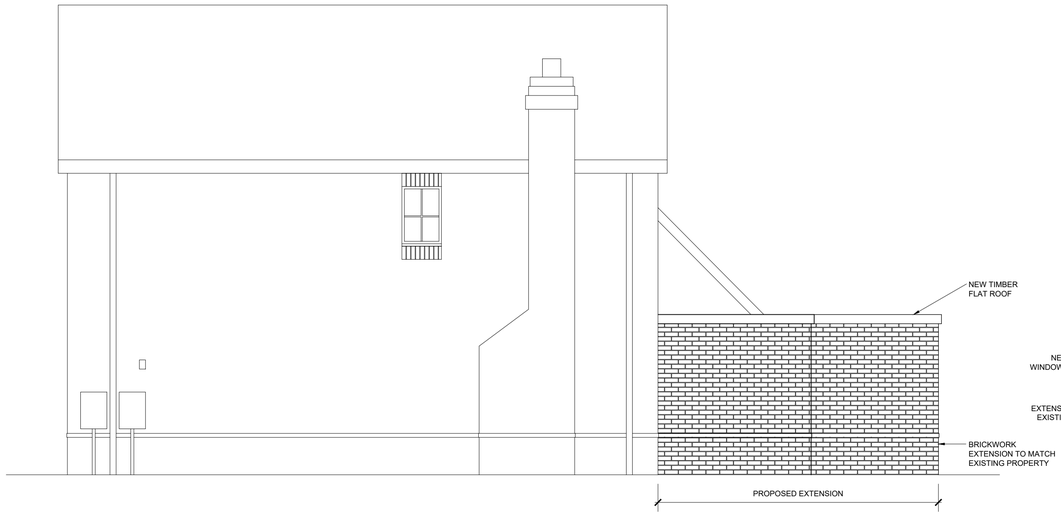

PROPOSED SIDE ELEVATION (EAST)
(SCALE 1:50)



PROPOSED REAR ELEVATION (NORTH)
(SCALE 1:50)

0 0.5 1 1.5 2 2.5m

SCALE 1:50

REV		DATE
P1	INITIAL ISSUE	26/10/2023

CLIENT
MRS J. PERRY

PROJECT
19 CARPENTER DRIVE, AMESBURY

TITLE
PLANNING - ELEVATIONS

2PS Design
Building Design Engineers
Tel: 07766286809
email: jpalmer@2psdesign.co.uk

SCALE	DATE	DWG NO	REV
1:50@A1	OCT '23	00013/03	P1

DRAWN	CHKD
JP	KP