When Scaled correctly this bar measures 100mm.

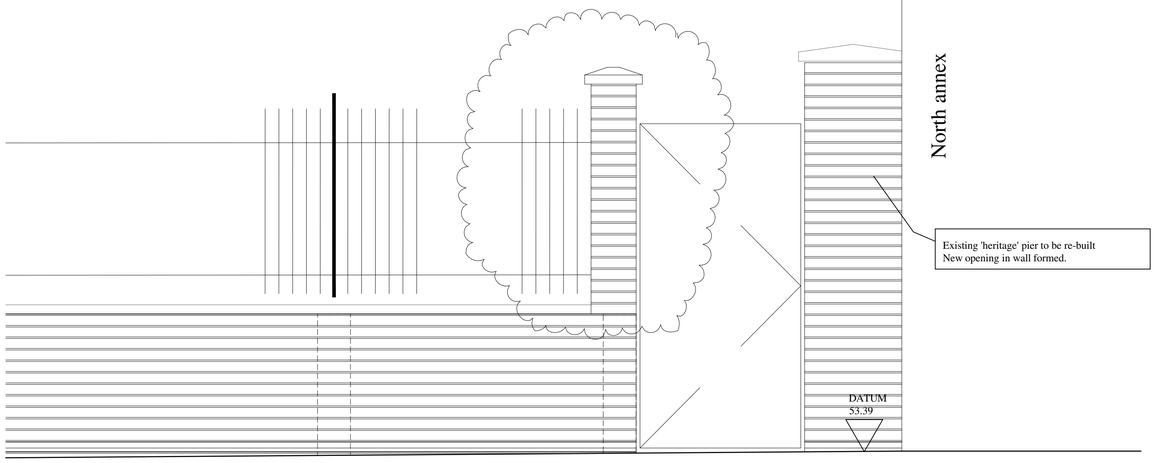

Elevation detail -Scale 1:20
West end, adj. north annex

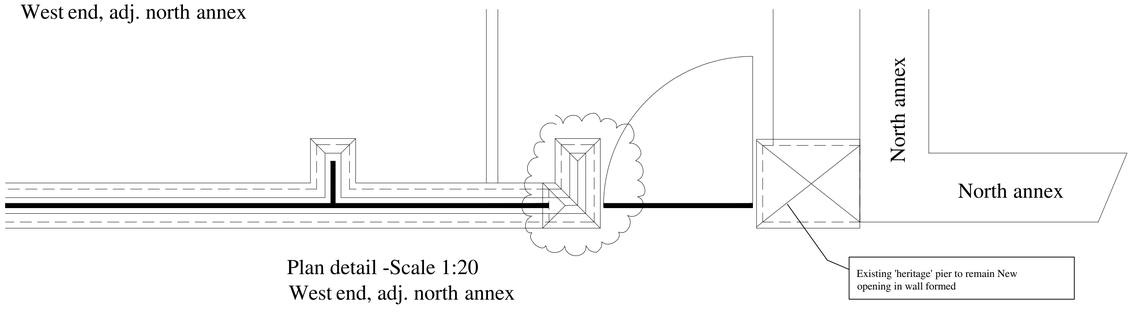

Plan detail -Scale 1:20
West end, adj. north annex



RAILINGS -Replacement to match existing

PLANNING

This drawing is the copyright of Quantum Land Services PM Ltd and may not be copied/reproduced or altered in anyway without written authority.

Do Not Scale, Use figure dimensions.

Check all dimensions on site before work proceeds, report discrepancies to Architect.

If In Doubt Ask!!

NOTES:

Re-built wall, to match removed wall
To be built in flemish bond pattern
Brickwork to be 11 courses above plinth brick
Plinth brick to be 60mm high, flemish bond
Datum point to be existing pier at west end of wall (adj. north annex) 53.390
Rear pier to be 290mm deep, to take raking fence support

To re-building the wall utilising the bricks that have been used for the wall adjacent the Law courts (as discussed on site) Ibstock Sussex Blend 0778.

The wall will be re-built in Flemish bond, matching the existing
There will be a cant brick to the base of the wall, matching existing.

The stone coping, will be replaced, matching the existing profile, including to the tops of the rear piers.

The metal railings existing, are to be cleaned down, and re-painted, black. Re-installed into the top of the new copings
Two new sections are required (railings have been removed before our ownership of the property) and will replicate the existing, and installed into the stone, to match the existing.

Rev	Date	Description	Initials
B	03/10/23	Pier added to reflect as built wall	apd
A	06/09/22	First Issue	SH



Ibstock Wexet Hoathly Sussex Blend 65mm

Ref Code: 0728 (Wexet Hoathly)
Size Tolerance: T2 B1
Brick Dimensions: 215mm x 102.5mm x 65mm
Compressive Strength: 20 N/mm²
Durability: F2
Maximum Water Absorption: 12%
Active soluble salts: S2
Pack size: 500
BS Specials: Available

Request a sample | Ask us a question



Phase 01
Boundary wall re-build brick

Wall returning in to site:
Coping to be 2 courses above main boundary wall
Pier coping to be a further 3 courses

Pier height to match the height of piers to the east of opening (existing to doctors surgery)

New wall and piers built. Copings and pier caps to match 'heritage' wall.
Bricks to match Phase 01 boundary wall. Both piers and wall to be built in new bricks

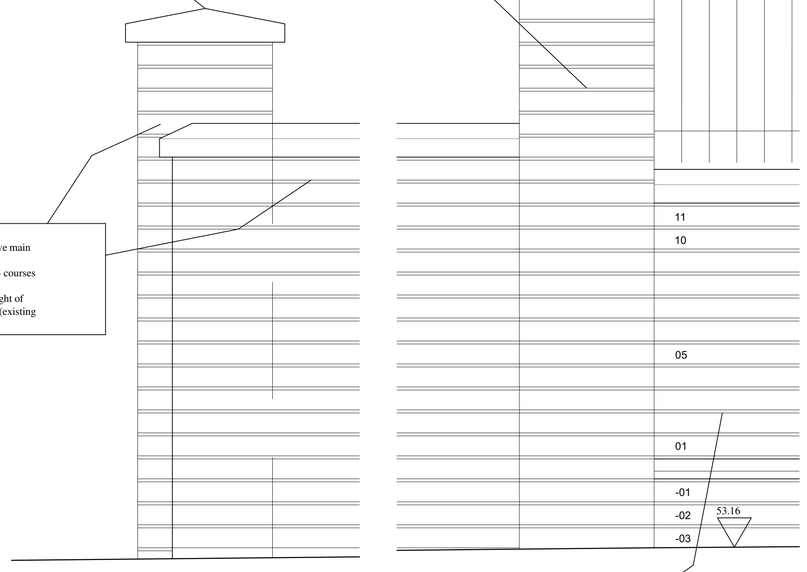

Re-built wall, to match removed wall
To be built in flemish bond pattern
Brickwork to be 11 courses above plinth brick
Plinth brick to be 65mm high, flemish bond
Datum point to be existing pier at west end of wall (adj. north annex) 53.390

Elevation detail -Scale 1:10
West side of new vehicle entrance

Rear pier to be 290mm deep, to take raking fence support

Section detail -Scale 1:10
West side of new vehicle entrance

AHH
Affordable Housing & Healthcare Group
170 Charminster Road, Charminster,
Bournemouth, Dorset, BH8 9RL
E: info@AHH.org.uk | W: www.AHH.org.uk
T: 01202 531635 | F: 01202 531650

Project:

The Old Manor Hospital
Wilton Road, Salisbury
Wiltshire SP2 7EP

Drawing Title:

Phase 02 -Finch House:
North/Wilton Road
Boundary Wall Details

Discipline:

ARCHITECTURAL

Drawn by: SH
Checked by: SH
Scale: varies @ A1
Date: June'22
Drawing Number: 0906-351
Revision: B