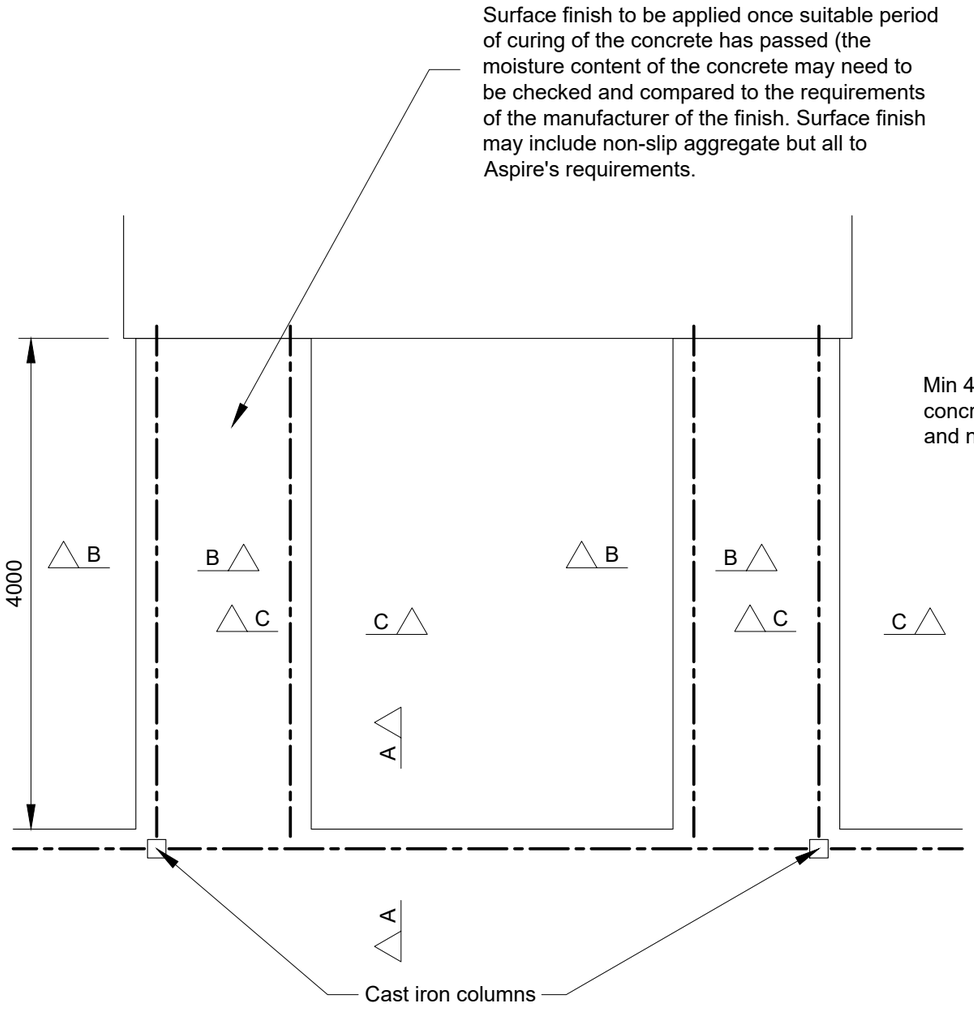

Plan

1:50

0 1 2 3 4 5

1:5

0 0.1 0.2 0.3 0.4 0.5

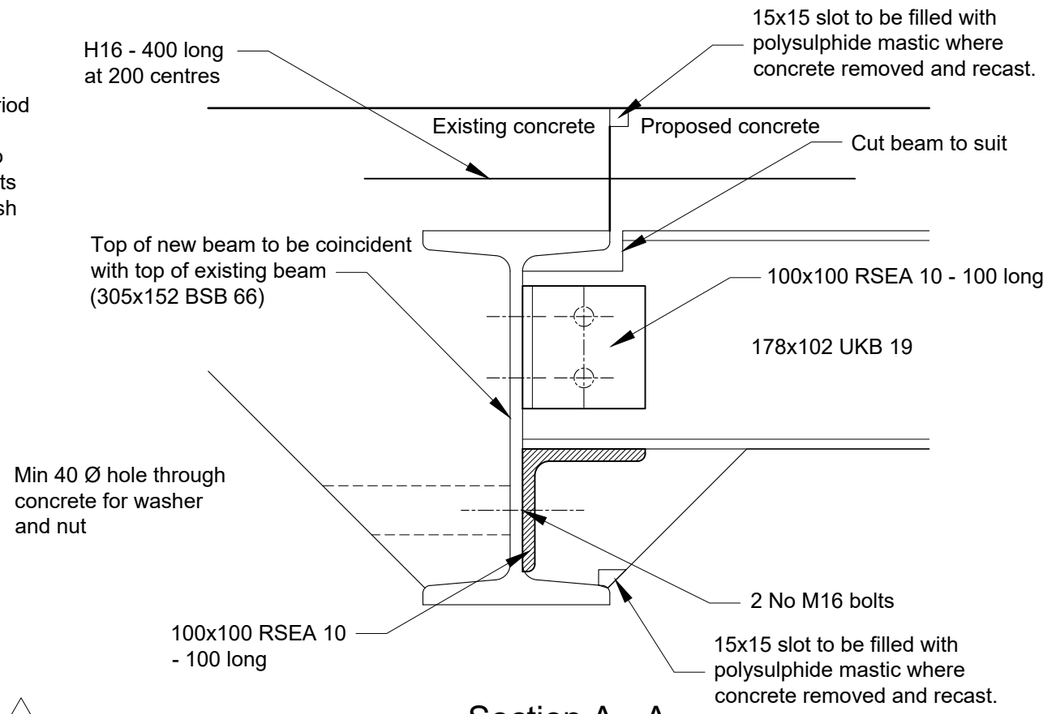

Section A - A
(1:5)

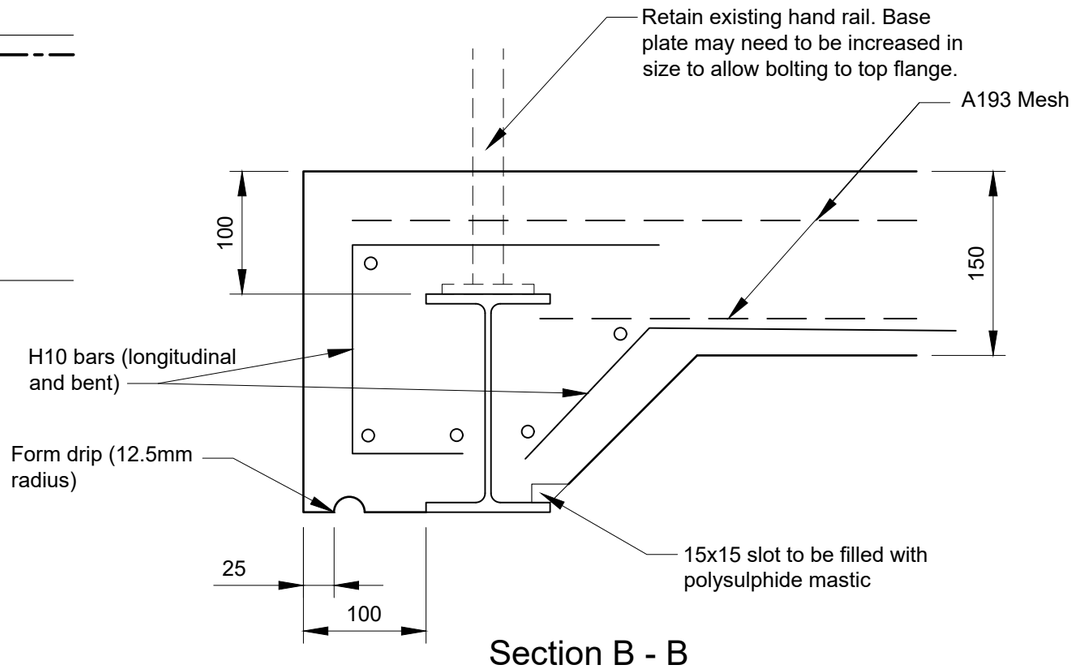

Section B - B
Section C - C similar but handed
(1:5)

Notes:

1. Do not scale from this drawing.
2. All dimensions indicated are in millimetres.
3. This drawing should be read in conjunction with all other relevant Engineers, Architects and specialist drawings and any specification.
4. All building materials, components and workmanship to comply with Building Regulations, Eurocodes, British Standards and Codes of Practice and the appropriate manufacturers recommendations.
5. Any discrepancies errors or omissions to be reported to the Engineer, if in doubt ask.
6. All temporary works to be the responsibility of the contractor.
7. Remove all corrosion products from existing steel, coat with SIKA Armatec 110 prior to re-casting concrete or epoxy repair mortar. This includes the lower part of the handrail uprights. Exposed steel to be coated with Zinga OSA to overlap with concrete by 150mm.
8. Concrete to be grade C28/30 with 20mm aggregate. Cover to reinforcement to be 40mm.

Rev.	Details	Drawn / Chkd.	Date
A	Scale Bars Added	RJJ / SJJ	Oct 23

Project

JE 0 056
Tidworth Garrison

Title

Footway Reconstruction

ALEXANDER ASSOCIATES
7 Scots Lane
Salisbury
Wiltshire
SP1 3TR

Tel: (01722) 337327
E-mail: admin@aasalisbury.co.uk
Web: www.aasalisbury.co.uk

Scale @A3	Date	Drawn	Chkd.	Drg. No.	Rev.
1:50	Apr 23	RJJ	SJJ	22002–20/02	A