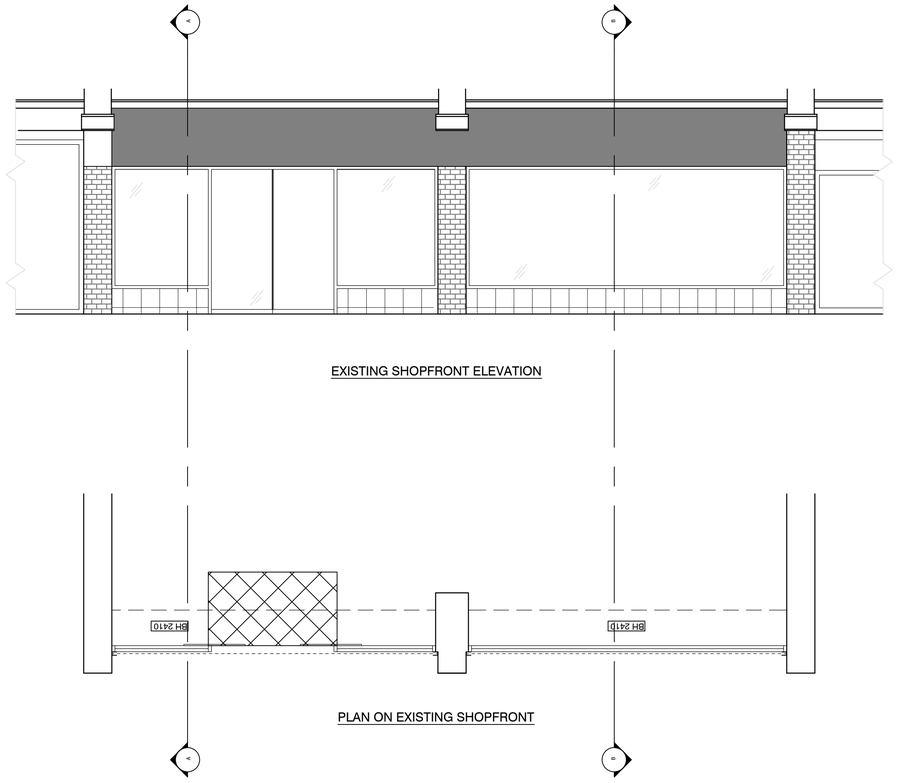

EXISTING SHOPFRONT ELEVATION

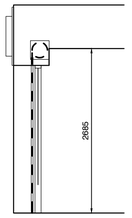

SECTION A-A:

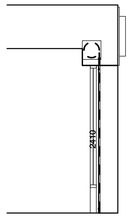

SECTION B-B:

PLAN ON EXISTING SHOPFRONT

DO NOT RESCALE THIS DRAWING

SURVEY INFORMATION.

The reader of this drawing is advised that it provides basic information relating to the general size and arrangement of the existing facility. The existing layout does not provide in-depth details of services, equipment, and/or structure. Those undertaking works on behalf of Greggs Plc shall in the first instance, inspect the areas of works prior to commencement and prepare any necessary survey information and make safe prior to works commencing. Pipe/Cable detectors should be used to establish existing services which may be concealed from view. Contractor to consult with local Gas, Electricity, Water, Drainage and Telephone authorities as necessary.

DESIGN INFORMATION.

This drawing shows the design requirements in principle for the refurbished premises, and is supported by Greggs / Bakers Oven Contractors Guide. If in any doubt you must contact the relevant Shopfitting Manager. Where the nature of the works requires detailed design the Contractor will provide all such information necessary for the works to be carried out in a safe and workmanlike manner. All information established during detailed design, including risk assessments, method statements etc. shall be provided to the Principal Contractor for inclusion in the Construction Phase Health & Safety Plan, which must be altered accordingly.

HEALTH & SAFETY NOTES.

These notes are to read in accordance with the Pre-tender Health & Safety Plan. Contractor to inspect Asbestos register for the property prior to commencing works and satisfy themselves as to the extent of any hazardous materials.
The works involve various hazardous activities which could cause injury to those undertaking the works, Greggs plc staff and the general public. Typical risks are listed in the pre-tender plan, however the Contractor must highlight any additional risks which he feels have not been identified. Risk Assessments and/or Method Statements must be provided for each of these tasks prior to works commencing. Works should not be undertaken if this information is unavailable and/or works should be delayed if circumstances on site require the risk assessment/ method statement to be modified. All works must comply with current legislation, Health & Safety at Work Acts and guidelines, CDM Regulations and Management of Health & Safety at Work Act. Supplies/services/equipment/components shall be tested and commissioned before Handover and left in perfect working order.

WORKMANSHIP.

The site is to be kept clean and free from all waste, debris, rubbish and obstructions at all times and it should be removed from site at regular intervals. All waste to be disposed of at authorised sites. Contractor to allow for all fees and costs incurred, and documentation of correct disposal should be made available to Greggs if requested. Contractor to take all due care and attention when undertaking demolition, removal or stripping out. If suspect materials are encountered the works in the area to be stopped immediately, sealed off and immediately reported. The Contractor is to ensure that all works and workmanship complied with the relevant code of practice within BS 8000, including all amendments.

ATTENDANCES.

Contractor to allow for attendance's on any nominated sub contractors and include these costs in the tender price. Nominated Subcontractors are to be allowed full use of site facilities and services. Contractor to allow for attendance on nominated suppliers of equipment and to administer their safe unloading, storage and positioning.

NOTE TO COMPLY WITH 17TH EDITION

Timber Partitions and linings to walls.
All timber partitions must be constructed using 90 x 40mm CLS timber framing and lined both sides with free issue wallboard, to enable electrical cables to be fitted centrally and remain 50mm behind the finished face of the wall. All timber framing/lining to existing walls must be 45 x 33mm timbers, or double lined with smaller timbers, then finished with free issue wallboard to achieve electrical cabling at least 50mm behind the finished surface. This is necessary to comply with 17th Edition IEE Regulations, and must be strictly adhered to at all times.

REV	DESCRIPTION	DATE	NAME

GREGGS

GREGGS Plc (SOUTH EAST)
87 MILLMARSH LANE
ENFIELD
MIDDLESEX
EN3 7XJ
Tel: (0208) 805 3314

Shop S Number & Name
S6017 SAILSBURY 49 OLD GEORGE MALL

Title
EXISTING SHOPFRONT

Site Address
49-51 Old George Mall
Salisbury
SP1 2AG

Gross Building Area	Gross Sales Area
205.3 Sq m	77.3 Sq m

Drawing No. RSTH/S6017/01A — Rev.

Date JUNE 2023 — Scale 1:50 @ A1

Drawn by AL

Issued 1-Nov-23

Scale Bar
0 500 1000 1500 2000 2500mm
SCALE 1:50