DRAWING NO.
3293/1



EXISTING REAR ELEVATION



PROPOSED REAR ELEVATION

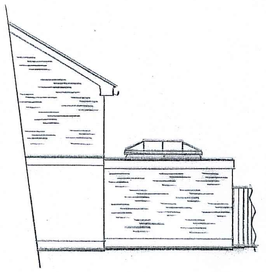

PROPOSED SIDE ELEVATION

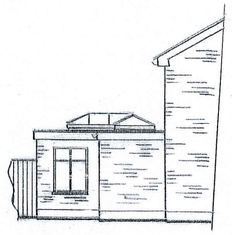

PROPOSED SIDE ELEVATION

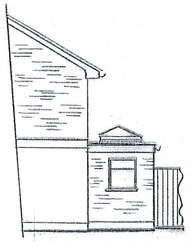

EXISTING SIDE ELEVATION

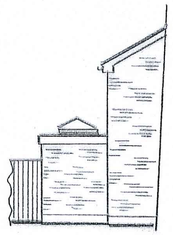

EXISTING SIDE ELEVATION

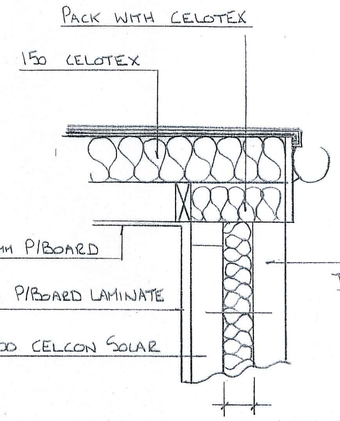

SECTION AA

ALL NEW GLAZING TO BE PILKINGTON K AND DOUBLE GLAZED 1·6 W/M² U-VALUE FIT INSULATED CAVITY CLOSERS

5000mm² VENTS TO WINDOW HEAD

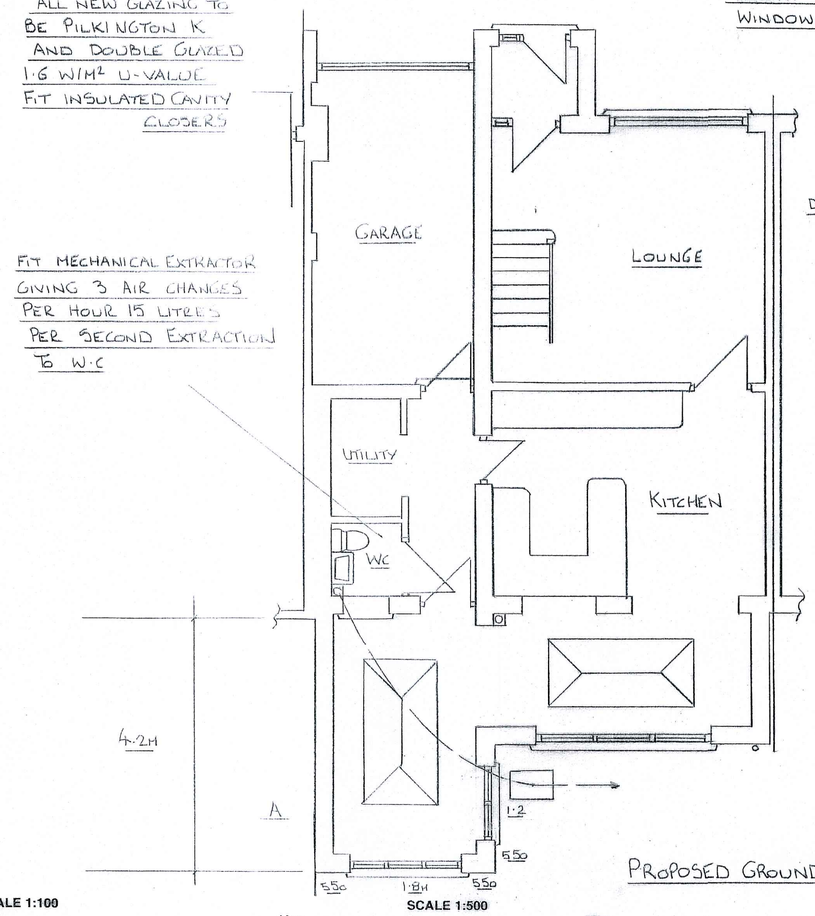

FIT MECHANICAL EXTRACTOR GIVING 3 AIR CHANGES PER HOUR 15 LITRES PER SECOND EXTRACTION TO W.C

PROPOSED GROUND FLOOR

DRAINAGE

DRAINAGE TO BUILDING INSPECTORS SATISFN
SURROUND DRAIN UNDER BUILDING
IN 150 CONC BRIDGE WALLS OVER
50 CLEAR RIGID BOARDS TO SIDES
EXPOSE AND CONFIRM ALL EXISTING
AND PROPOSED DRAINAGE ON
SITE BEFORE BUILDING WORK
COMMENCES

ALL ELECTRICAL WORK TO COMPLY WITH PART P OF BUILDING REGULATIONS AND TO BE COMPLETED BY QUALIFIED ELECTRICIAN

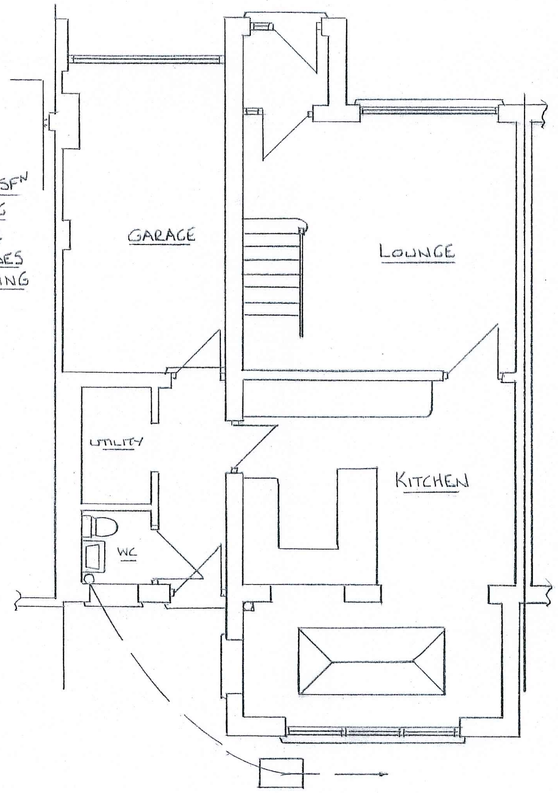

EXISTING GROUND FLOOR

SCALE 1:100
0 1 2 3 4 5 6 7 8 9 10m

SCALE 1:500
0 10m 30m

SCALE 1:50

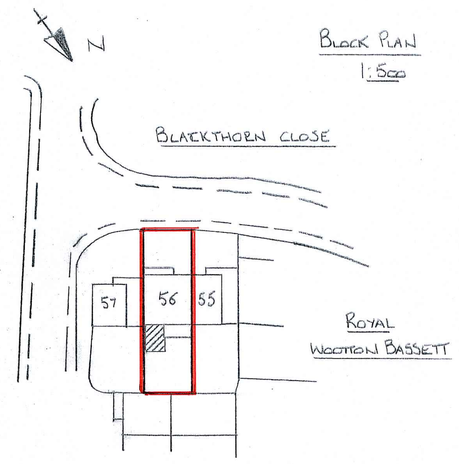

BLOCK PLAN
1:500

NIGEL PACKER
DESIGN TEAM
TEL.NO. 07906 141845
email: nigelpacker@ymail.com

SCALE.
1:50 1:100

DATE.
NOV 2023

DESCRIPTION.
PROPOSED REAR EXTENSION
AT 56 BLACKTHORN CLOSE
FOR MR & MRS BARRETT

DRAWING NO.
3293/1

DRAWING SIZE A1