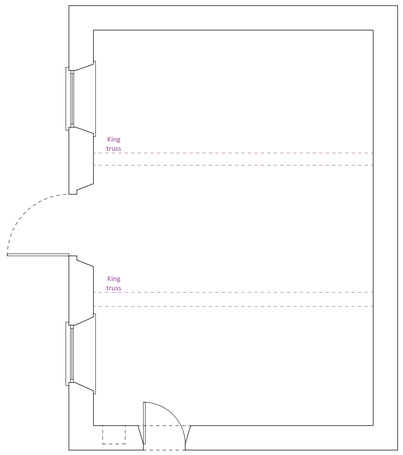

EXISTING GROUND FLOOR PLAN
Scale 1 : 50



EXISTING LOFT FLOOR PLAN
Scale 1 : 50

0 1 2 3 4 5 M



0 1 2 3 4 5 M

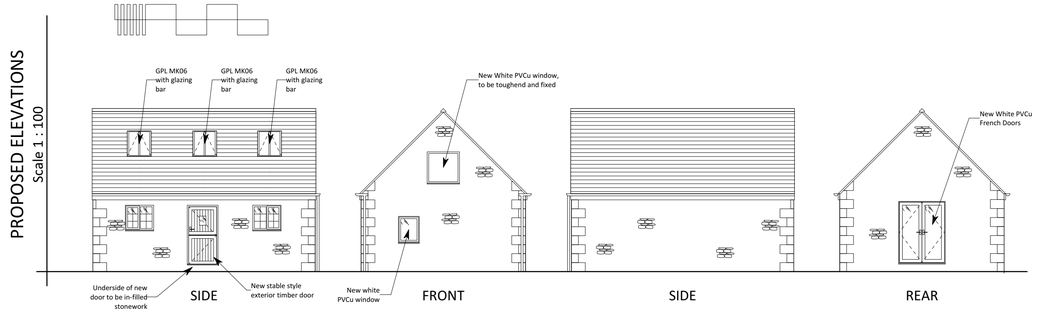

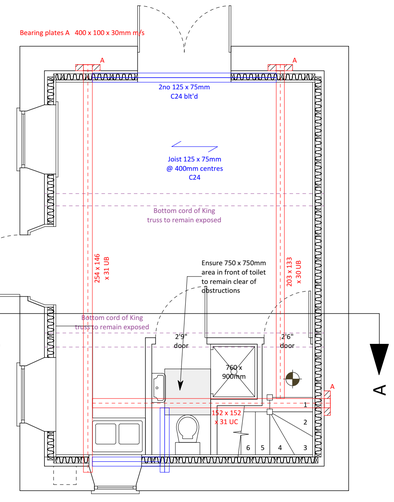

PROPOSED GROUND FLOOR PLAN
Scale 1 : 50

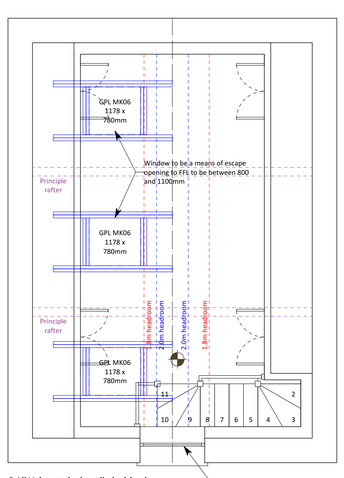

**** All Veluxs to be installed with a low profile flashing kit and finished in black for a conservation look***

PROPOSED LOFT FLOOR PLAN
Scale 1 : 50



EXISTING ROOF PLAN
Scale 1 : 100



PROPOSED ROOF PLAN
Scale 1 : 100

0 1 2 3 4 5 M



SECTION A : A
Scale 1 : 50

0 1 2 3 4 5 M

The contents of this drawing are copyright. Responsibility is not accepted for errors made by others in scaling and using information from this drawing. All dimensions to be checked on site. All construction information should be taken from figured dimensions only. Works to be Carried out in accordance with bye-laws and Building Regulations of the Local Authories. Building contractor to ensure all works are compliant with current building regulations regardless of whether detailed on the plan or not.

Origin Designs

TITLE :	Stable conversion
CLIENT :	Mr & Mrs Berrelly
ADDRESS :	24 Southwick Road North Bradley, Trowbridge BA14 0SH
DATE :	13/11/23 DRWG No : OD00136/P/D - Sht 1
SCALE :	1 : 50 / 1 : 100 when printed @ A1
LOCAL AUTHORITY :	Wiltshire Council