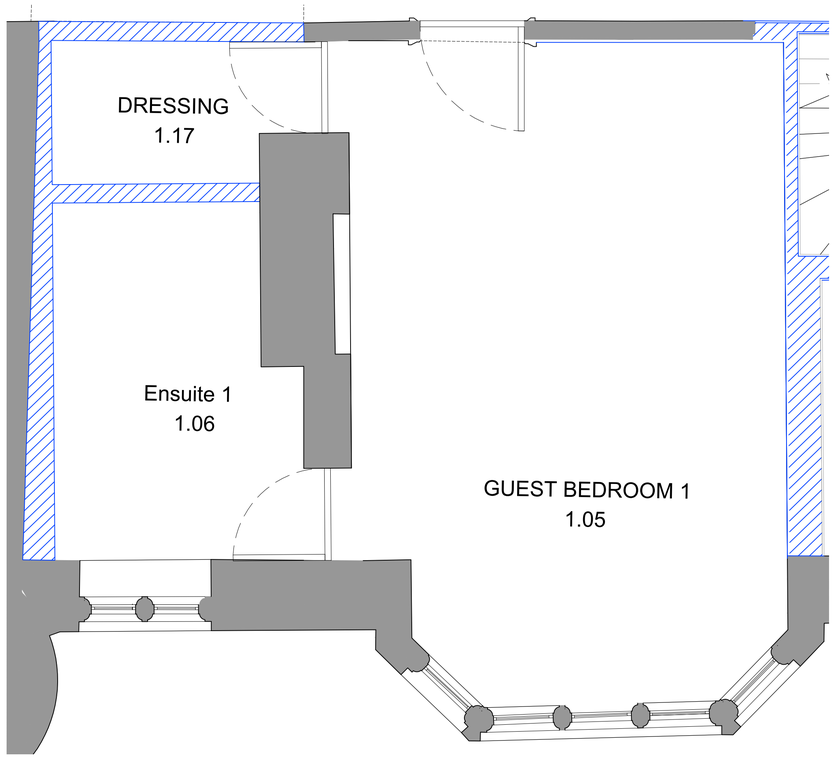

2 RCP
1:25 @ A1 / 1:50 @ A3

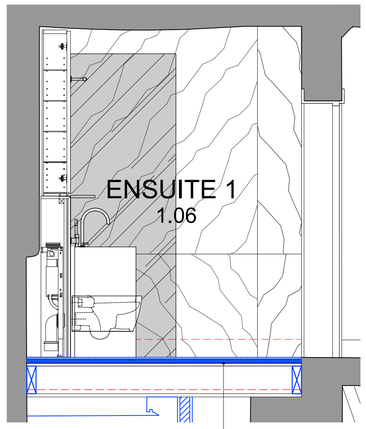

3 Elevation A
1:25 @ A1 / 1:50 @ A3

Lowered floor to allow for flush threshold between ensuite and bedroom. Refer to 703 Proposed Floor Buildups - First Floor - Detail 2.

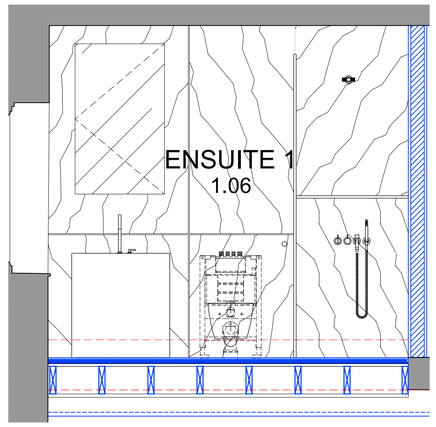

4 Elevation B
1:25 @ A1 / 1:50 @ A3

No. Notes

1. Dimensions to be verified on site. Only figured dimensions to be used and any discrepancies in dimensions are to be reported to the architect. No dimensions are to be scaled from printed drawings. Any areas indicated on this drawing are for guidance only. No responsibility is taken for their accuracy.

2. There is a risk of injury or death in construction if the works are not properly planned and supervised. The contractor must not undertake any element of the work without first having carried out the necessary risk assessments and prepared detailed method statements.



Scale in Metres @ 1:25

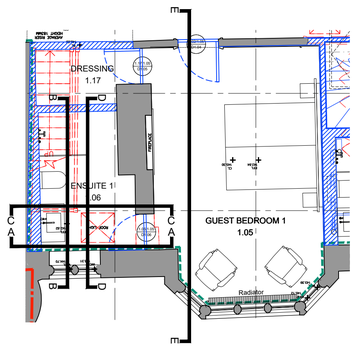

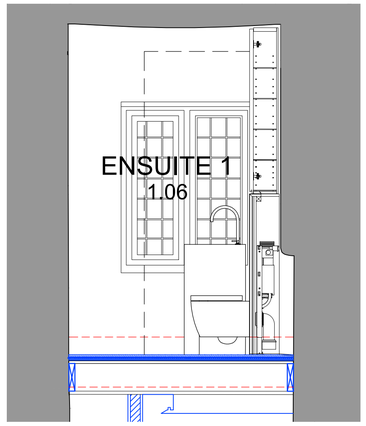

5 Elevation C
1:25 @ A1 / 1:50 @ A3

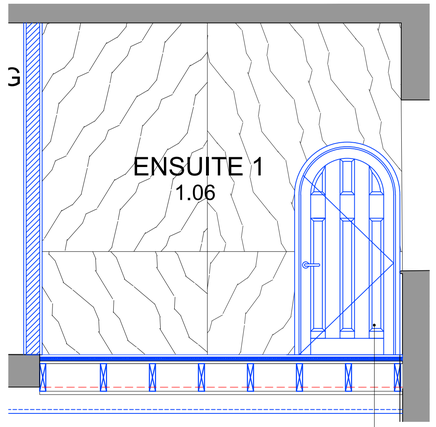

6 Elevation D
1:25 @ A1 / 1:50 @ A3

D1.06 - New timber doorframe, door leaf and architrave to match D1.05

LEGEND

- EXISTING FABRIC RETAINED
- PROPOSED FABRIC
- EXISTING FABRIC REMOVED
- EXTENT OF THIS APPLICATION (FOR WORKS OUTSIDE THIS LINE REFER TO SCOTT & TWINE DOCUMENTS)

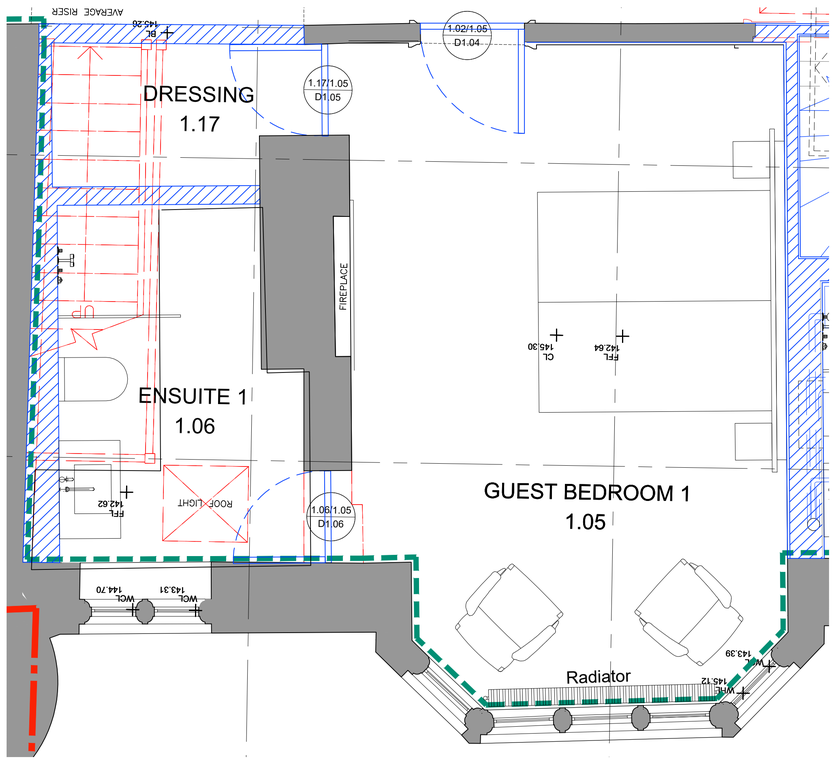

1 Plan
1:25 @ A1 / 1:50 @ A3



7 Elevation E
1:25 @ A1 / 1:50 @ A3

D1.06 - New timber doorframe, door leaf and architrave to match D1.05

D1.05 - Door removed from LG.02 Sitting Room/ Coats Lobby reinstated here.

no.	revision.	date.
A	Suspended ceiling removed, medicine cabinet to ceiling	18/07/23
*	Initial Release	26/06/23

BLDA ARCHITECTS

RIBA Chartered Practice

211 Design Centre East
Chelsea Harbour
London, SW10 0XF

mail@blda.co.uk
www.blda.co.uk
t +44 (0) 20 7838 5555
f +44 (0) 20 7838 5556

Job: Devizes Castle

Title: Guest Bedroom 1_1.06
Ensuite_Plan_RCP_Elevations

Type: 900 Room Layouts

Status: For Listed Building Consent

drawn by	AS	checked by	DY	approved by	DY
scale	1:25 @ A1	size	A1	date	09/08/23
job number		drawing number		revision	
3090		1.05.1		A	