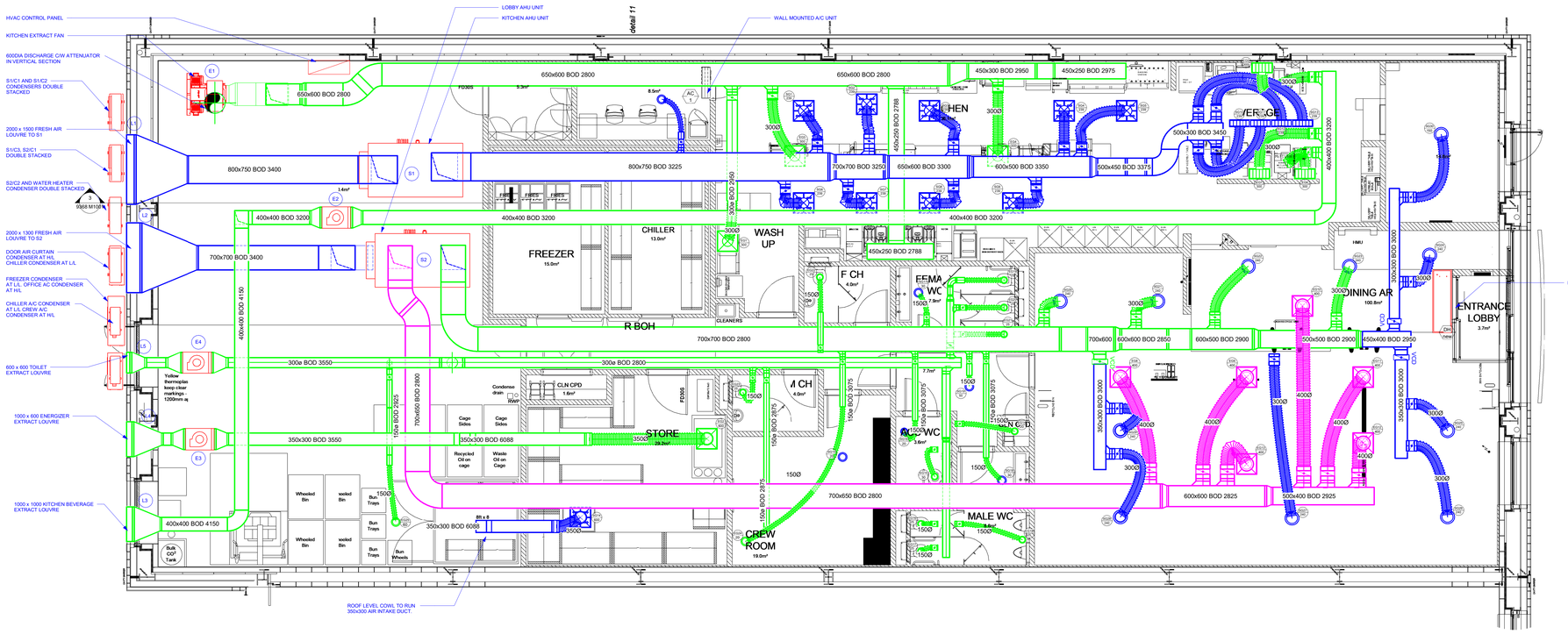

1 Ground Floor
1 : 50

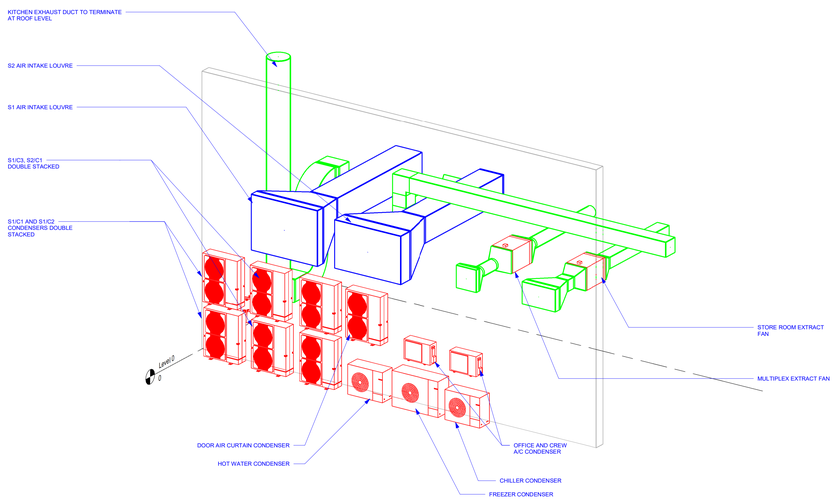

2 Condenser Plant Isometric

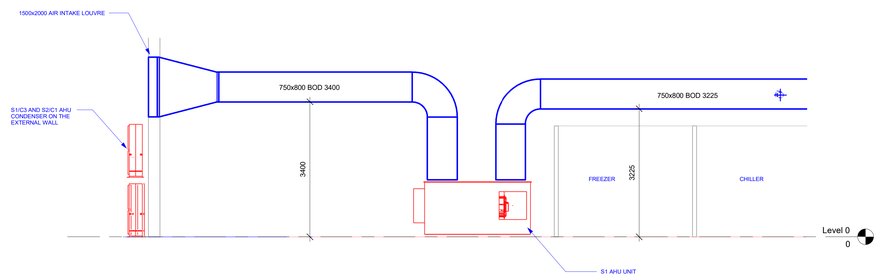

3 Section 1
1 : 50

ALL DIMENSIONS ARE APPROXIMATE & MUST BE DO NOT SCALE THIS DRAWING.

THIS DRAWING MUST BE READ IN CONJUNCTION ASSOCIATED RELEVANT DRAWINGS & DOCUMENTATION.

BEFORE WORKS START ON SITE CDM PARTNERSHIP MUST BE INFORMED OF ANY VARIATIONS OR DISCREPANCIES ON SITE.

NOTES

1.COMPLY WITH McDONALD'S STANDARD SPECIFICATION FOR HVAC SERVICES.
2. FIT STAINLESS STEEL DRAIN TRAYS UNDER HVAC CONDENSERS ARRANGED TO FALL TO 20mm DRAIN SOCKET & COPPER DRAIN PIPE ROUTED TO DISCHARGE OVER LOCAL GULLEY. WHERE NO GRATED GULLEY IS NEAR BY, FIT A SOIL
HEATING & INSULATION AND HIGH CAPACITY GUTTER TRACE HEATING WITHIN TRAYS INC CONTROL & CONNECTION TO ELECTRIC SUPPLY BY ELECTRICAL CONTRACTOR.
3. FIT 22mm COPPER TRAPPED AHU DRAINS TO DISCHARGE OVER LOCAL GULLEY. MINIMUM 150mm DROP-IN & 75mm TRAP WATER DEPTH.
4.DUCT SIZES FOR GUIDANCE ONLY. CONTRACTOR TO CHECK FOR ALL DIMENSIONS.
5. HVAC CONTRACTOR TO VERIFY SIZES & DISTANCES OF REFRIGERATION PIPEWORK PRIOR TO INSTALLATION.
6. USE INSULATED SUPPLY FLEXIBLE DUCTWORK.
7. FIT FIRE DAMPERS TO DUCTWORK WHERE IT PASS PLATE TO SANDWICH PARTITIONS TO FLANGED FRAME TYPE FIRE DAMPERS (OR DEMONSTRATE COMPLIANCE WITH MANUFACTURERS SPECIFIC FITTING INSTRUCTIONS).
8. FIT VISION SCREENS TO EXTERNAL AIR TRANSFER GRILLES.
9. FIT VISION SCREENS TO ALL EXTERNAL VENTILATION BARRIERS.
10.ENSURE CEILING ACCESS IS PROVIDED TO ALL DUCT CLEANING ACCESS PANELS.

BASE DRAWINGS
8473-SA-XXXX-SW2A General Arrangement Plan

AMENDMENTS

REF	DATE	DESCRIPTION

CDM PARTNERSHIP
10A ALBION STREET, DUNSTABLE, BEDS. LU6 1SA
Tel : 01582 472457 Fax : 01582 472458
Email : office@cdmpartnership.co.uk

PROJECT
McDONALD'S RESTAURANT
WARMINSTER #2176

TITLE
GROUND FLOOR HVAC LAYOUT, ISOMETRIC VIEWS AND SECTION

DATE 30/06/2023
DRAWN MM
SCALE 1 : 50
DRG No 9368 M 1001