BACKHOUSE

Backhouse Housing Limited, Box House, Bath Road, Box, SN13 8AA

Issue:
C14
Date: 09.10.23

Drawing Number	Drawing Description	Revision
1902 - LB4.2 - 01	Substructure	H
1902 - LB4.2 - 02	Ground Floor Plan	I
1902 - LB4.2 - 03	First Floor Plan	F
1902 - LB4.2 - 04	Roof Plan	C
1902 - LB4.2 - 05	First Floor Structure Plan	A
1902 - LB4.2 - 11	Front Elevation	E
1902 - LB4.2 - 12	Rear Elevation	G
1902 - LB4.2 - 13	Left Side Elevation	D
1902 - LB4.2 - 14	Right Side Elevation	E
1902 - LB4.2 - 21	Section - AA	C
1902 - LB4.2 - 22	Section - BB	C
1902 - LB4.2 - 23	Section - CC	B
1902 - LB4.2 - 31	Kitchen Plan and Elevation A	-
1902 - LB4.2 - 32	Kitchen Elevations B, C, D & E	-
1902 - LB4.2 - 33	Utility Plan and Elevations A, B, C & D	B
1902 - LB4.2 - 41	Bathroom Plan and Elevations A & B	B
1902 - LB4.2 - 42	Bathroom Elevations C & D	B
1902 - LB4.2 - 43	Ensuite Plan and Elevations A, B, C & D	B
1902 - LB4.2 - 44	Cloakroom Plan and Elevations A, B, C & D	A
1902 - LB4.2 - 51	Schedules	H
1902 - LB4.2 - 61	Ground Floor Electrical Layout	A
1902 - LB4.2 - 62	First Floor Electrical Layout	A
1902 - LB4.2 - 63	Roof / Loft Electrical Layout	-

Site: Boreham Mead, Warminster
House Type: LB4.2
Tenure: Open Market
As Plots: 21, 22
Opp Plots:



HOUSE TYPE DETAILS

Sales Area m²:	160.1m2
Sales Area Sqft:	1723sqft
Beds:	4
Approx Construction Area m²:	213.9m2
Approx Construction Sqft:	2302sqft

Structural Engineers Drawing Number:

SAP Engineers Drawing Number:

Building Regulations:

DRAWINGS PRODUCED BY

ERIC COLE ARCHITECTURE

Eric Cole Ltd. Eagle Suite, The Wheelhouse, Bond's Mill,
Stonehouse, Gloucestershire, GL10 3RF
T: +44 (0)1285 641234 E: mail@ericcole.co.uk W: www.ericcole.co.uk

NOTES:
1. Scaled dimensions must not be taken from this drawing.
2. This drawing must be read in conjunction with all relevant drawings, documents and information prepared by the Architects, other Consultants and Specialists .
3. Any discrepancy on this drawing must be referred to the Architects and clarification obtained before any action by others and prior to commencement of works.
4. All dimensions must be checked on site before any action by others and prior to commencement of work or the preparation of Specialists drawings.
5. The copyright of this drawing remains with the Architect.
6. If in doubt ask!

REV.	DESCRIPTION.	DATE.	INITIAL
A	Hallway electrical cupboard walls added Electric riser moved to cupboard	24.03.20	MH
B	Structural information added	31.03.20	HAP
C	Structural information and key adjusted	07.05.20	KMD
D	Gas riser moved.	28.05.20	KMD
E	Bifold doors narrowed. Steel removed.	18.02.21	KMD
F	Water riser moved	27.07.21	KMD
G	Steel updated.	07.02.22	KMD
H	Scale bar added	06.10.23	RJW

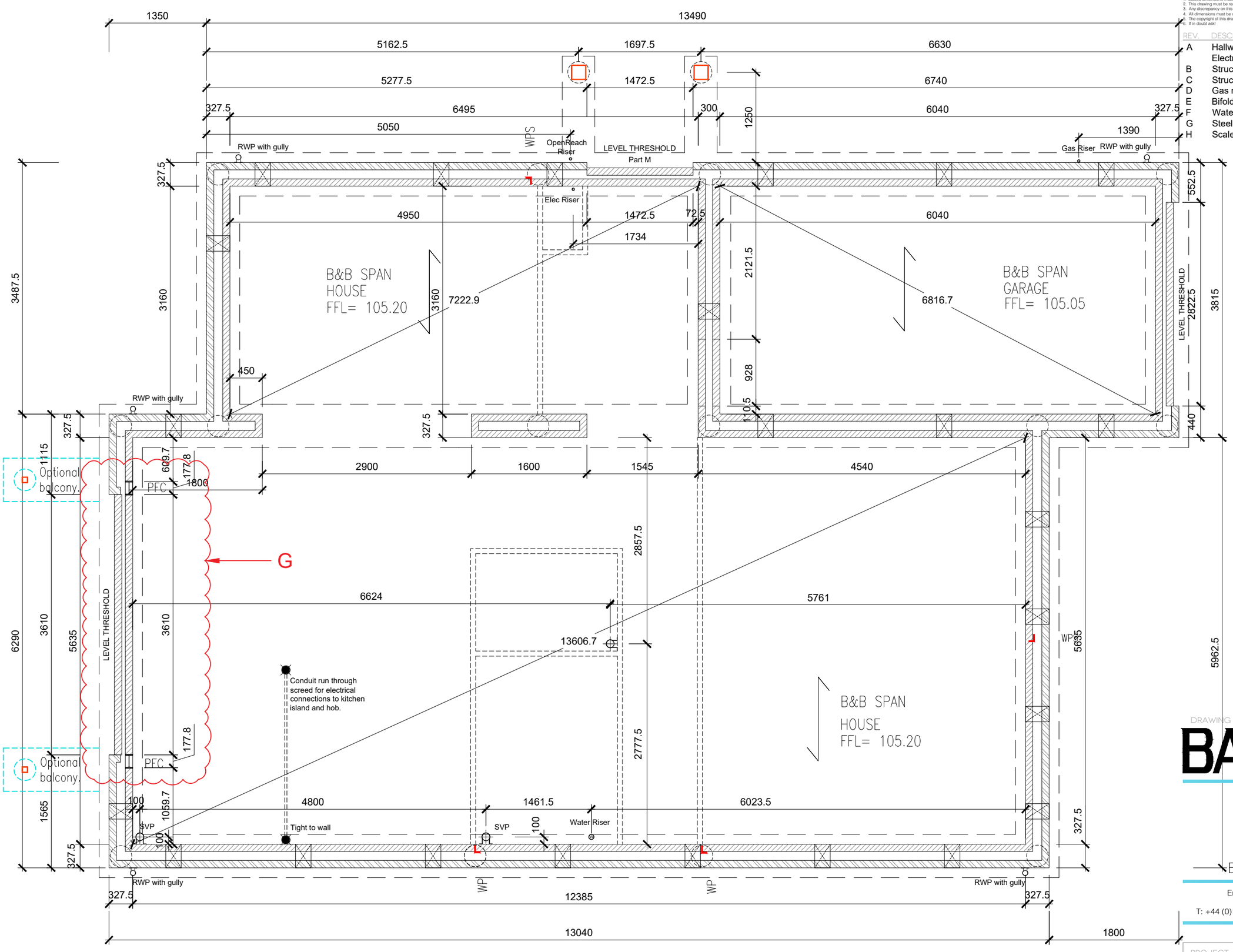

Key

- Face brickwork
- Insulation blown fibre
- Insulation fibre batts
- Insulation rigid
- Blockwork
- 70mm stud wall with 12.5mm wallboard each side
- As above with sound insulating quilt between studs.
- Telescopic air brick
- SVP
- Floor socket
- Rain water pipe
- Gas meter box wall mounted

Structural Key

For detailed / full information regarding structural elements please refer to the Structural Engineer's current drawings. The structural information shown on Eric Cole drawings is for reference only.

- Movement joint.
- Windpost.
- Steel column / beam.
- Foundation
- Pile
- Balcony option foundation. Not to be constructed unless directed by Backhouse

ALL SUBSTRUCTURE LINTELS TO BE 100x75mm PRESTRESSED CONCRETE LINTELS WITH 150mm BEARING. LOCATION TO BE CO-ORDINATED WITH INDIVIDUAL PLOT DRAINAGE. WHERE 2 DRAINS PASS UNDER SINGLE PC LINTELS A 215mm BRICK PIER TO BE BUILT IN BETWEEN.

DRAWING PREPARED FOR:

BACKHOUSE

Issue: C14
Date: 09.10.23

ERIC COLE ARCHITECTURE

Eric Cole Ltd. Eagle Suite, The Wheelhouse, Bond's Mill, Stonehouse, Gloucestershire, GL10 3RF
T: +44 (0)1285 641234 E: mail@ericcole.co.uk W: www.ericcole.co.uk

0 1 2 3 4m
Scale 1:50

ECL JOB NO – 19065

PROJECT:	BOREHAM MEAD, WARMINSTER			
DWG TITLE:	LB4.2 – SUBSTRUCTURE			
SCALE:	1:50 @ A3	DRAWN: KMD	CHECKED: RJW	
DWG NO:	1902 – LB4.2 – 01	REV: H	DATE: 24.03.20	

NOTES:
1. Scaled dimensions must not be taken from this drawing.
2. This drawing must be read in conjunction with all relevant drawings, documents and information prepared by the Architects, other Consultants and Specialists .
3. Any discrepancy on this drawing must be referred to the Architects and clarification obtained before any action by others and prior to commencement of works.
4. All dimensions must be checked on site before any action by others and prior to commencement of work or the preparation of Specialists drawings.
5. The copyright of this drawing remains with the Architect.
6. If in doubt ask!

REV.	DESCRIPTION.	DATE.	INITIAL.
A	Hallway electrical cupboard walls added	24.03.20	MH
B	Structural information added	31.03.20	HAP
C	Structural information and key adjusted	07.05.20	KMD
D	Gas meter moved.	28.05.20	KMD
E	Bifold door narrowed. Steel removed.	18.02.21	KMD
F	Windows reduced width.	18.03.21	KMD
G	Utility layout changed.	27.07.21	KMD
H	Steel updated.	07.02.22	KMD
I	Scale bar added	06.10.23	RJW

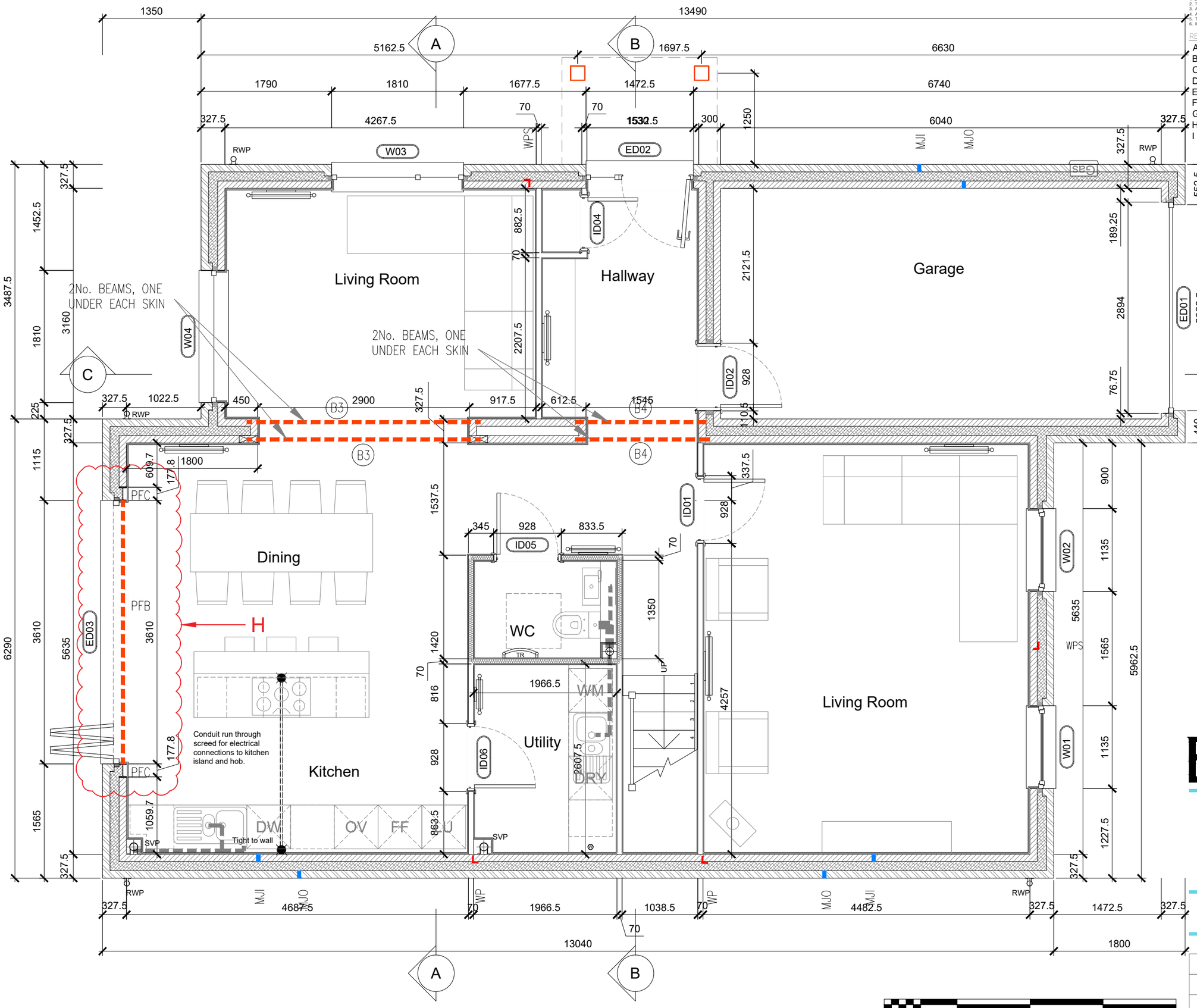

Key

- Face brickwork
- Insulation blown fibre
- Insulation fibre batts
- Insulation rigid
- Blockwork
- 70mm stud wall with 12.5mm wallboard each side
- As above with sound insulating quilt between studs.
- Telescopic air brick
- Cavity fire barrier
- Drainage 50mm
- Drainage 100mm
- Radiator
- Towel radiator
- SVP
- Floor socket
- Rain water pipe
- Gas meter box wall mounted

Structural Key

For detailed / full information regarding structural elements please refer to the Structural Engineer's current drawings. The structural information shown on Eric Cole drawings is for reference only.

- Movement joint.
- Windpost.
- Steel column / beam.

0 1 2 3 4m
Scale 1:50

DRAWING PREPARED FOR:

BACKHOUSE

Issue: C14
Date: 09.10.23

ERIC COLE ARCHITECTURE

Eric Cole Ltd. Eagle Suite, The Wheelhouse, Bond's Mill, Stonehouse, Gloucestershire, GL10 3RF
T: +44 (0)1285 641234 E: mail@ericcole.co.uk W: www.ericcole.co.uk

ECL JOB NO – 19065

PROJECT:	BOREHAM MEAD, WARMINSTER		
DWG TITLE:	LB4.2 – GROUND FLOOR PLAN		
SCALE:	1:50 @ A3	DRAWN: KMD	CHECKED: RJW
DWG NO:	1902–LB4.2–02	REV: I	DATE: 24.03.20

NOTES:
1. Scaled dimensions must not be taken from this drawing.
2. This drawing must be read in conjunction with all relevant drawings, documents and information prepared by the Architects, other Consultants and Specialists .
3. Any discrepancy on this drawing must be referred to the Architects and clarification obtained before any action by others and prior to commencement of works.
4. All dimensions must be checked on site before any action by others and prior to commencement of work or the preparation of Specialists drawings.
5. The copyright of this drawing remains with the Architect.
6. If in doubt ask!

REV.	DESCRIPTION.	DATE.	INITIAL.
A	Structural information added	31.03.20	HAP
B	Structural information and key adjusted	07.05.20	KMD
C	Dimensions turned on.	28.05.20	KMD
D	Windows narrowed.	19.03.21	KMD
E	ED04 changed to french doors	27.09.23	RJW
F	Scale bar added	06.10.23	RJW

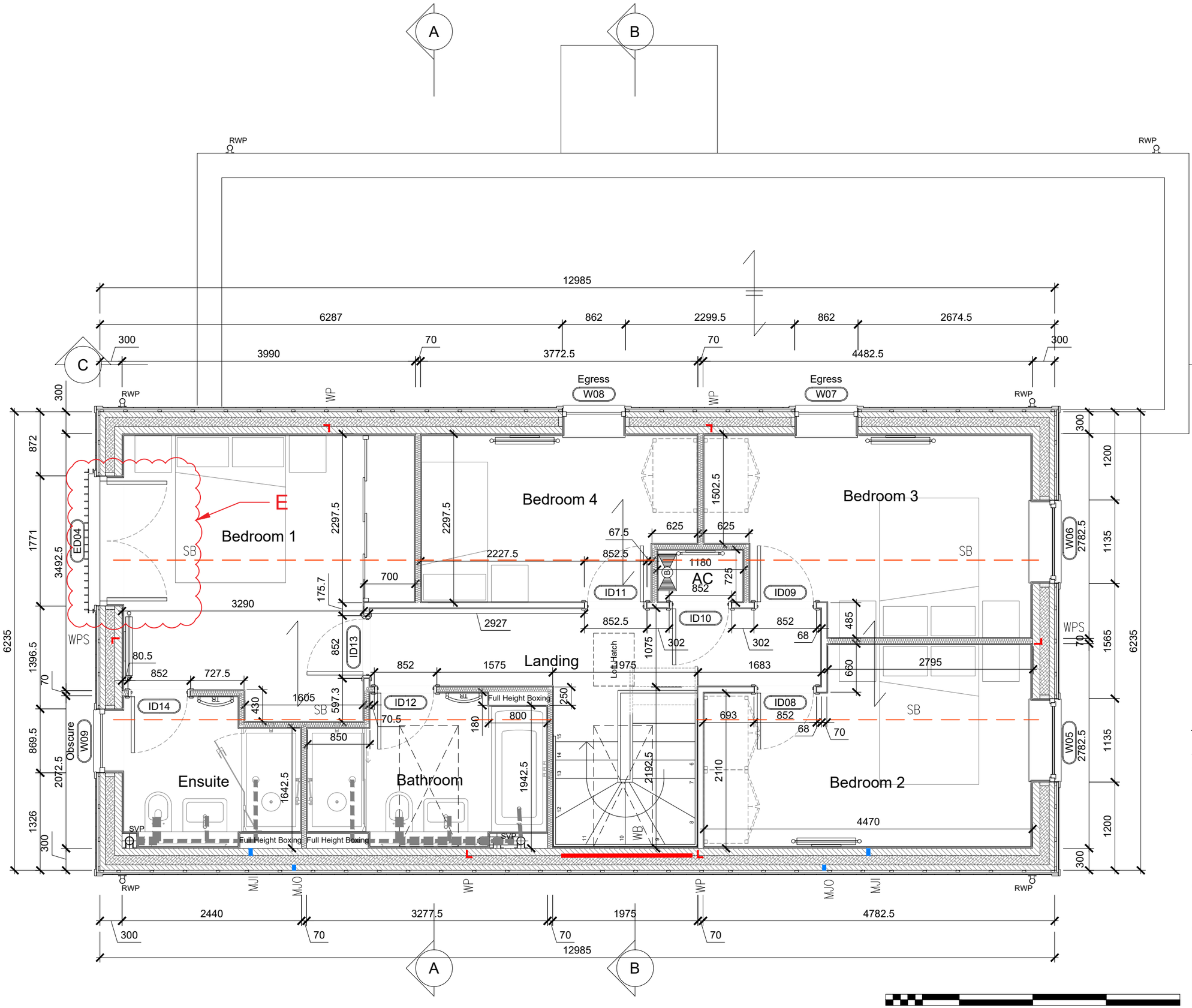

Key

- Face brickwork
- Insulation blown fibre
- Insulation fibre batts
- Insulation rigid
- Blockwork
- 70mm stud wall with 12.5mm wallboard each side
- As above with sound insulating quilt between studs.
- Telescopic air brick
- Cavity fire barrier
- Drainage 50mm
- Drainage 100mm
- Radiator
- Towel radiator
- SVP
- Floor socket
- Rain water pipe
- Gas meter box wall mounted

Structural Key

For detailed / full information regarding structural elements please refer to the Structural Engineer's current drawings. The structural information shown on Eric Cole drawings is for reference only.

- Movement joint.
- Windpost.
- Steel column / beam.

Scale 1:50

0 1 2 3 4m

DRAWING PREPARED FOR:

BACKHOUSE

Issue: C14
Date: 09.10.23

ERIC COLE ARCHITECTURE

Eric Cole Ltd. Eagle Suite, The Wheelhouse, Bond's Mill, Stonehouse, Gloucestershire, GL10 3RF
T: +44 (0)1285 641234 E: mail@ericcole.co.uk W: www.ericcole.co.uk

ECL JOB NO – 19065

PROJECT:	BOREHAM MEAD, WARMINSTER			
DWG TITLE:	LB4.2 – FIRST FLOOR PLAN			
SCALE:	1:50 @ A3	DRAWN: KMD	CHECKED: RJW	
DWG NO:	1902 – LB4.2 – 03	REV: F	DATE: 21.11.19	

NOTES:
1. Scaled dimensions must not be taken from this drawing.
2. This drawing must be read in conjunction with all relevant drawings, documents and information prepared by the Architects, other Consultants and Specialists .
3. Any discrepancy on this drawing must be referred to the Architects and clarification obtained before any action by others and prior to commencement of works.
4. All dimensions must be checked on site before any action by others and prior to commencement of work or the preparation of Specialists drawings.
5. The copyright of this drawing remains with the Architect.
6. If in doubt ask!

REV.	DESCRIPTION.	DATE.	INITIAL.
A	Structural information added	31.03.20	HAP
B	Gas vent added.	07.05.20	KMD
C	Scale bar added	06.10.23	RJW

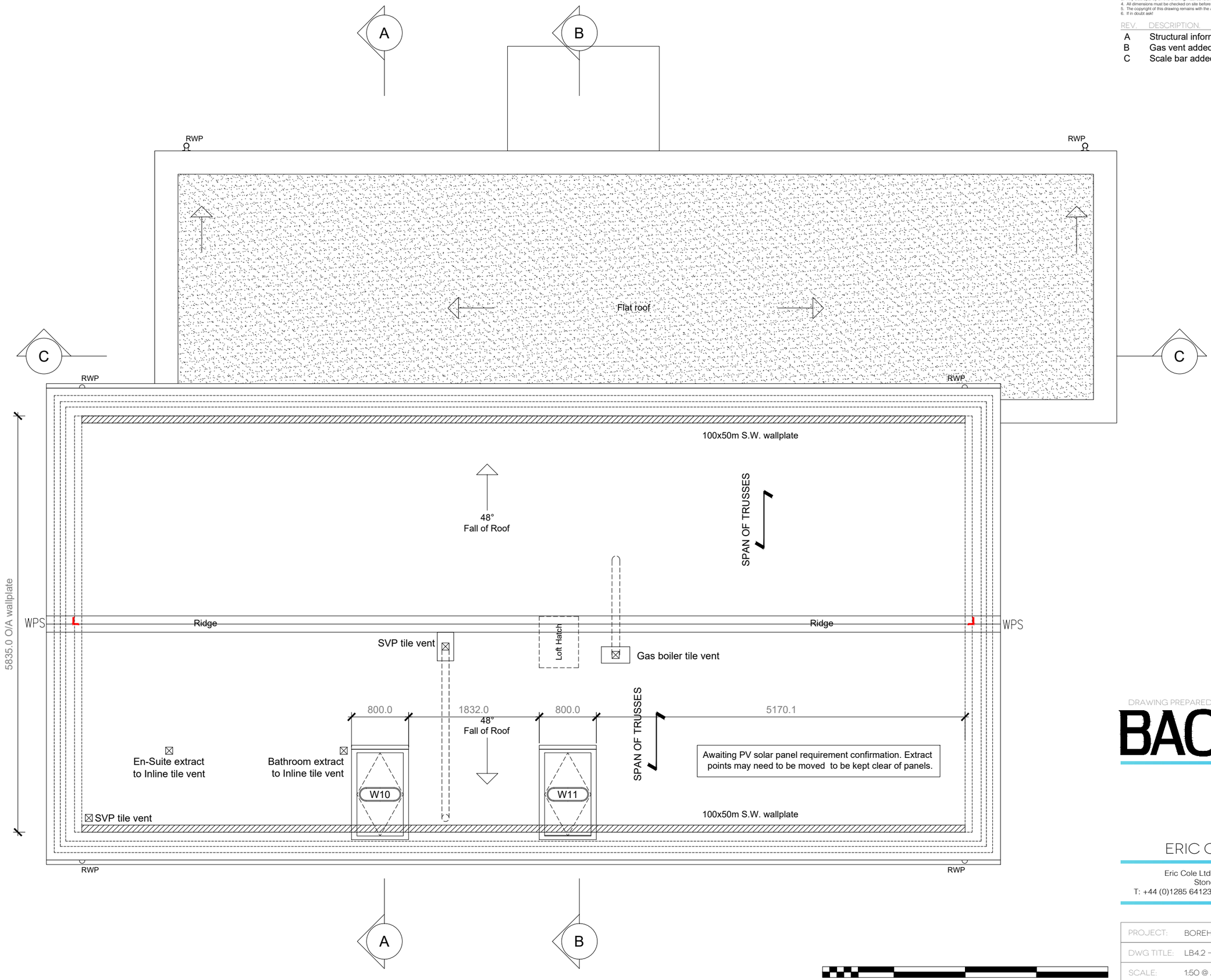

Roof

Roof truss and bracing design by specialist manufacturer. Refer to specialist manufacture for layouts, profiles and all bracing requirements.

Roof insulation to be 100mm mineral wool insulation between ceiling joists and 300mm mineral wool insulation over joists laid perpendicular to joists.

See specific details for all venting of roof space.

Loft hatches to be fully insulated. Location indicated on drawings is indicative and will be adjusted on site to suit roof truss design.

0 1 2 3 4m
Scale 1:50

DRAWING PREPARED FOR:

BACKHOUSE

Issue: C14
Date: 09.10.23

ERIC COLE ARCHITECTURE

Eric Cole Ltd. Eagle Suite, The Wheelhouse, Bond's Mill, Stonehouse, Gloucestershire, GL10 3RF
T: +44 (0)1285 641234 E: mail@ericcole.co.uk W: www.ericcole.co.uk

ECL JOB NO – 19065

PROJECT:	BOREHAM MEAD, WARMINSTER				
DWG TITLE:	LB4.2 – ROOF PLAN				
SCALE:	1:50 @ A3	DRAWN:	KMD	CHECKED:	RJW
DWG NO:	1902 – LB4.2 – 04	REV:	C	DATE:	23.12.19

NOTES:
1. Scaled dimensions must not be taken from this drawing.
2. This drawing must be read in conjunction with all relevant drawings, documents and information prepared by the Architects, other Consultants and Specialists .
3. Any discrepancy on this drawing must be referred to the Architects and clarification obtained before any action by others and prior to commencement of works.
4. All dimensions must be checked on site before any action by others and prior to commencement of work or the preparation of Specialists drawings.
5. The copyright of this drawing remains with the Architect.
6. If in doubt ask!

REV.	DESCRIPTION.	DATE.	INITIAL.
A	Scale bar added	06.10.23	RJW

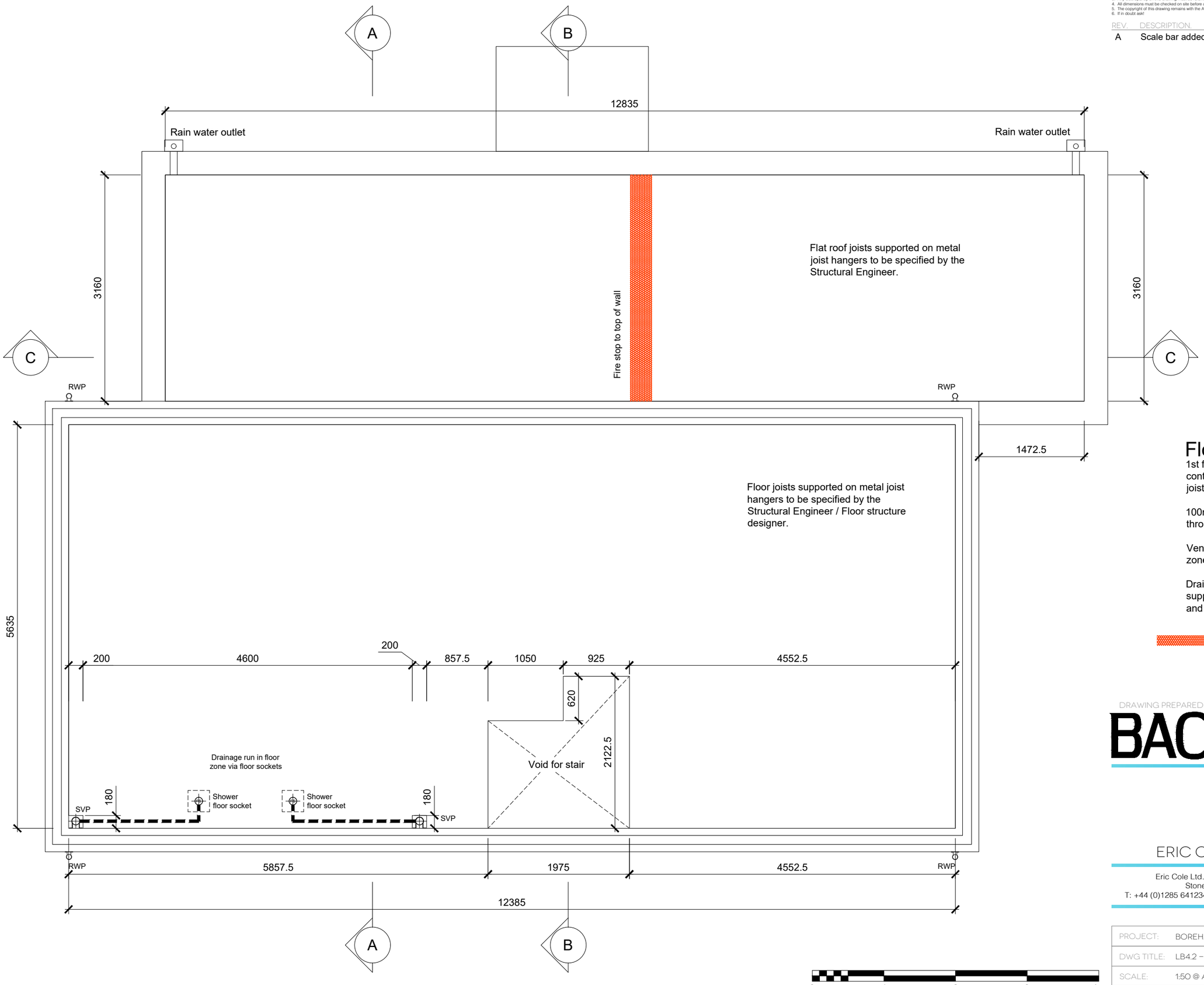

Floor Joists

1st floor joists to be designed by specialist contractors. All joists to be supported by joist hangers.

100mm sound insulating quilt fitted throughout floor zone over ceiling.

Ventilation ducting to be run through floor zone as indicated on drawings.

Drainage runs within the floor zone to be supported from top chords of floor trusses and kept clear of structure and ceiling.

Fire barrier at roof line over wall.

Scale 1:50 (0, 1, 2, 3, 4m)

DRAWING PREPARED FOR:

BACKHOUSE

Issue: C14 Date: 09.10.23

ERIC COLE ARCHITECTURE

Eric Cole Ltd. Eagle Suite, The Wheelhouse, Bond's Mill, Stonehouse, Gloucestershire, GL10 3RF
T: +44 (0)1285 641234 E: mail@ericcole.co.uk W: www.ericcole.co.uk

ECL JOB NO – 19065

PROJECT:	BOREHAM MEAD, WARMINSTER				
DWG TITLE:	LB4.2 – FIRST FLOOR STRUCTURE PLAN				
SCALE:	1:50 @ A3	DRAWN:	KMD	CHECKED:	RJW
DWG NO:	1902 – LB4.2 – 05	REV:	A	DATE:	07.01.20

NOTES:
1. Scaled dimensions must not be taken from this drawing.
2. This drawing must be read in conjunction with all relevant drawings, documents and information prepared by the Architects, other Consultants and Specialists .
3. Any discrepancy on this drawing must be referred to the Architects and clarification obtained before any action by others and prior to commencement of works.
4. All dimensions must be checked on site before any action by others and prior to commencement of work or the preparation of Specialists drawings.
5. The copyright of this drawing remains with the Architect.
6. If in doubt ask!

REV.	DESCRIPTION.	DATE.	INITIAL
A	Structural information added	31.03.20	HAP
B	Structural information and Key adjusted	07.05.20	KMD
C	Windows W01 and W02 changed	08.07.20	KMD
D	Windows narrowed. Cladding changed.	19.03.21	KMD
E	Scale bar added	06.10.23	RJW

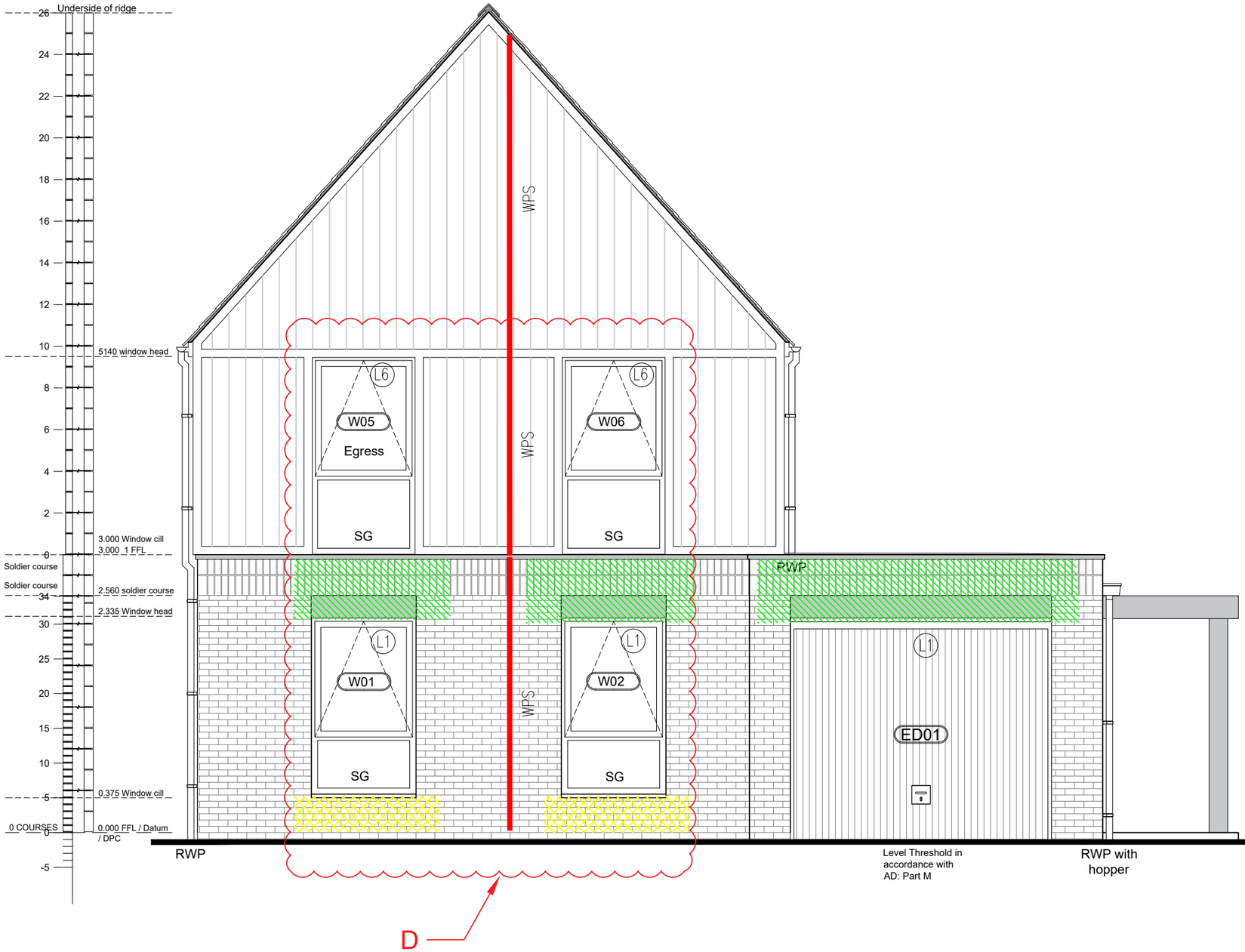

Key

- Obscure glazing
- Panel to match window frame
- Soldier course brickwork
- Recessed course brickwork
- Openreach (OR)
- Electricity or Gas external wall mounted metre box (E, G)
- Bed joint reinforcement. Both skins. See structural engineers details.
- Bed joint reinforcement. Outer leaf. See structural engineers details.
- Bed joint reinforcement. Inner leaf. See structural engineers details.
- Bed joint reinforcement. Both skins. See structural engineers details.
- Windpost / Windbeam
- Movement joint external
- Movement joint internal

0 1 2 3 4m
Scale 1:50

DRAWING PREPARED FOR:

BACKHOUSE

Issue: C14
Date: 09.10.23

ERIC COLE ARCHITECTURE

Eric Cole Ltd. Eagle Suite, The Wheelhouse, Bond's Mill, Stonehouse, Gloucestershire, GL10 3RF
T: +44 (0)1285 641234 E: mail@ericcole.co.uk W: www.ericcole.co.uk

ECL JOB NO – 19065

PROJECT:	BOREHAM MEAD, WARMINSTER				
DWG TITLE:	LB4.2 – FRONT ELEVATION				
SCALE:	1:50 @ A3	DRAWN:	KMD	CHECKED:	RJW
DWG NO:	1902 – LB4.2 – 11	REV:	E	DATE:	21.11.19

NOTES:
1. Scaled dimensions must not be taken from this drawing.
2. This drawing must be read in conjunction with all relevant drawings, documents and information prepared by the Architects, other Consultants and Specialists .
3. Any discrepancy on this drawing must be referred to the Architects and clarification obtained before any action by others and prior to commencement of works.
4. All dimensions must be checked on site before any action by others and prior to commencement of work or the preparation of Specialists drawings.
5. The copyright of this drawing remains with the Architect.
6. If in doubt ask!

REV.	DESCRIPTION.	DATE.	INITIAL
A	Structural information added	31.03.20	HAP
B	Structural information and key adjusted	07.05.20	KMD
C	Bifold doors reduced width. Steel removed.	18.02.21	KMD
D	Cladding changed.	19.03.21	KMD
E	Steel updated.	07.02.22	KMD
F	ED04 changed to french doors	27.09.23	RJW
G	Scale bar added	06.10.23	RJW

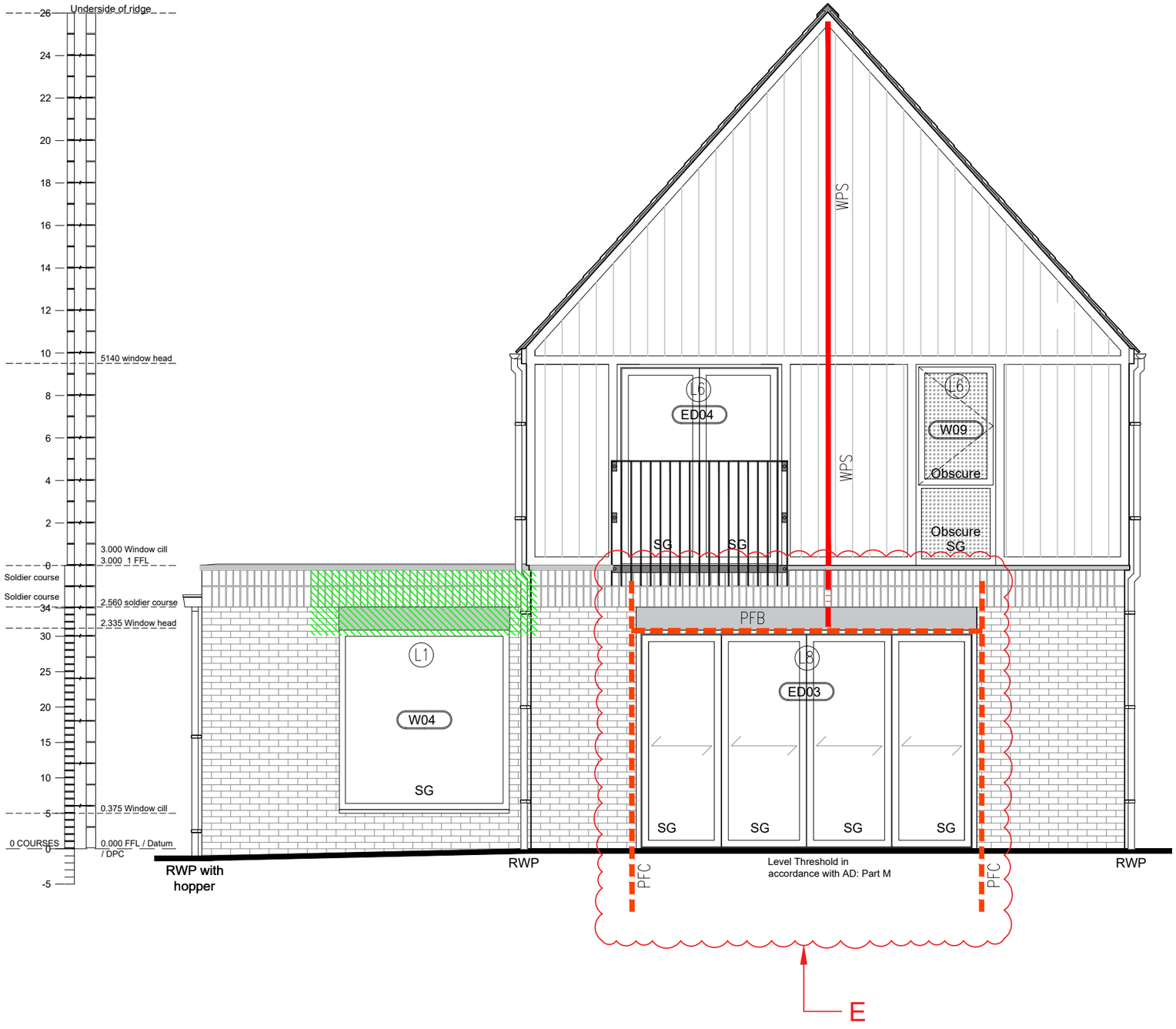

Key

- Obscure glazing
- Panel to match window frame
- Soldier course brickwork
- Recessed course brickwork
- Openreach (OR)
- Electricity or Gas external wall mounted metre box (E, G)
- Bed joint reinforcement. Both skins. See structural engineers details.
- Bed joint reinforcement. Outer leaf. See structural engineers details.
- Bed joint reinforcement. Inner leaf. See structural engineers details.
- Bed joint reinforcement. Both skins. See structural engineers details.
- Windpost / Windbeam
- Movement joint external
- Movement joint internal

0 1 2 3 4m
Scale 1:50

DRAWING PREPARED FOR:

BACKHOUSE

Issue: C14
Date: 09.10.23

ERIC COLE ARCHITECTURE

Eric Cole Ltd. Eagle Suite, The Wheelhouse, Bond's Mill, Stonehouse, Gloucestershire, GL10 3RF
T: +44 (0)1285 641234 E: mail@ericcole.co.uk W: www.ericcole.co.uk

ECL JOB NO – 19065

PROJECT:	BOREHAM MEAD, WARMINSTER				
DWG TITLE:	LB4.2 – REAR ELEVATION				
SCALE:	1:50 @ A3	DRAWN:	KMD	CHECKED:	RJW
DWG NO:	1902–LB4.2–12	REV:	G	DATE:	21.11.19

NOTES:
1. Scaled dimensions must not be taken from this drawing.
2. This drawing must be read in conjunction with all relevant drawings, documents and information prepared by the Architects, other Consultants and Specialists .
3. Any discrepancy on this drawing must be referred to the Architects and clarification obtained before any action by others and prior to commencement of works.
4. All dimensions must be checked on site before any action by others and prior to commencement of work or the preparation of Specialists drawings.
5. The copyright of this drawing remains with the Architect.
6. If in doubt ask!

REV.	DESCRIPTION.	DATE.	INITIAL
A	Structural information added	31.03.20	HAP
B	Structural information and key adjusted	07.05.20	KMD
C	Cladding changed.	19.03.21	KMD
D	Scale bar added	06.10.23	RJW



Key

- Obscure glazing
- Panel to match window frame
- Soldier course brickwork
- Recessed course brickwork
- Openreach

E G — Electricity or Gas external wall mounted metre box

- Bed joint reinforcement. Both skins. See structural engineers details.
- Bed joint reinforcement. Outer leaf. See structural engineers details.
- Bed joint reinforcement. Inner leaf. See structural engineers details.
- Bed joint reinforcement. Both skins. See structural engineers details.
- Windpost / Windbeam
- Movement joint external
- Movement joint internal

0 1 2 3 4m
Scale 1:50

DRAWING PREPARED FOR:

BACKHOUSE

Issue: C14
Date: 09.10.23

ERIC COLE ARCHITECTURE

Eric Cole Ltd. Eagle Suite, The Wheelhouse, Bond's Mill, Stonehouse, Gloucestershire, GL10 3RF
T: +44 (0)1285 641234 E: mail@ericcole.co.uk W: www.ericcole.co.uk

ECL JOB NO – 19065

PROJECT:	BOREHAM MEAD, WARMINSTER				
DWG TITLE:	LB4.2 – LEFT SIDE ELEVATION				
SCALE:	1:50 @ A3	DRAWN:	KMD	CHECKED:	RJW
DWG NO:	1902 – LB4.2 – 13	REV:	D	DATE:	21.11.19

NOTES:
1. Scaled dimensions must not be taken from this drawing.
2. This drawing must be read in conjunction with all relevant drawings, documents and information prepared by the Architects, other Consultants and Specialists .
3. Any discrepancy on this drawing must be referred to the Architects and clarification obtained before any action by others and prior to commencement of works.
4. All dimensions must be checked on site before any action by others and prior to commencement of work or the preparation of Specialists drawings.
5. The copyright of this drawing remains with the Architect.
6. If in doubt ask!

REV.	DESCRIPTION.	DATE.	INITIAL
A	Structural information added	31.03.20	HAP
B	Structural information and key adjusted	07.05.20	KMD
C	Gas meter position moved.	28.05.20	KMD
D	Cladding changed.	19.03.21	KMD
E	Scale bar added	06.10.23	RJW

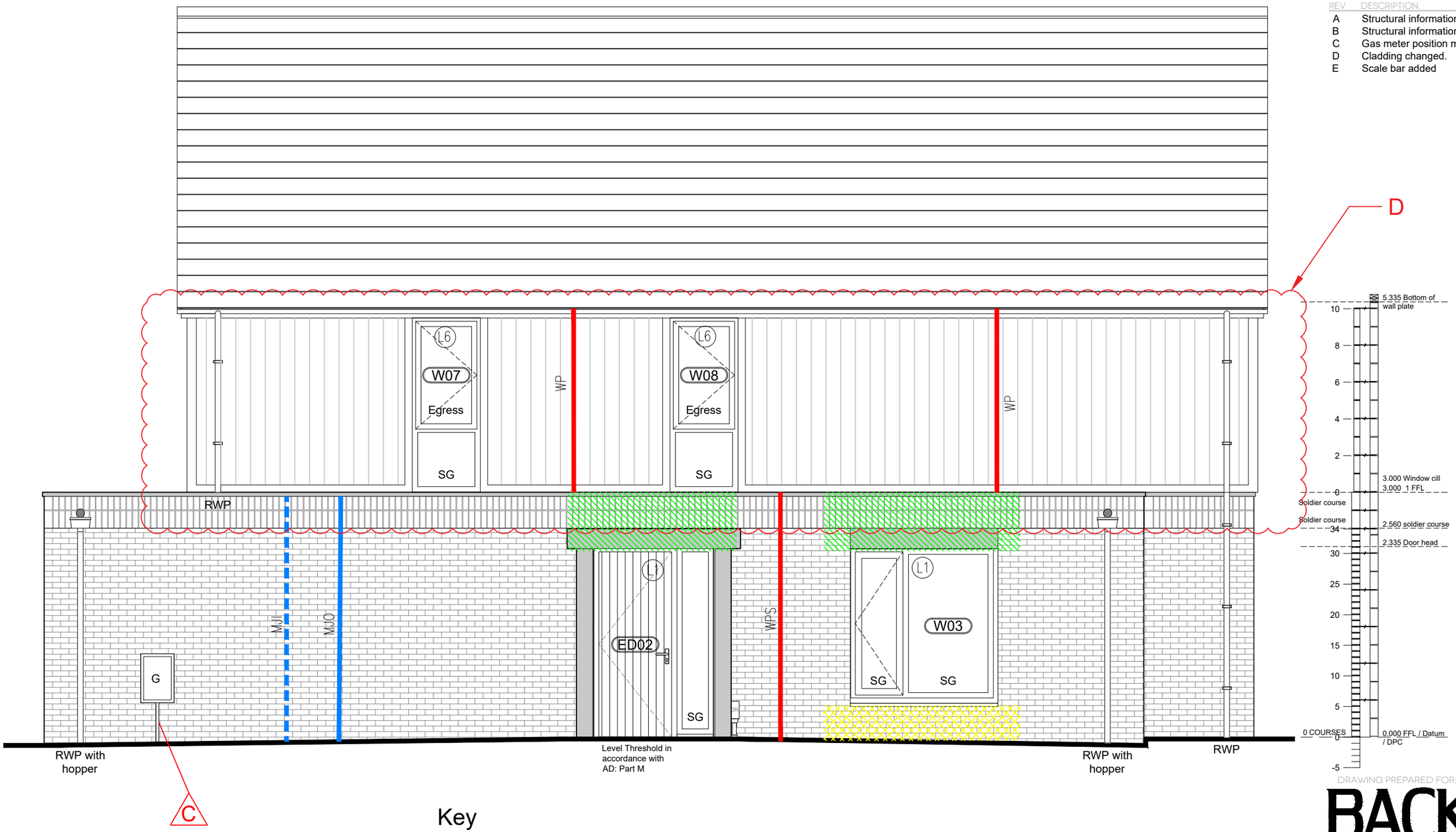

Key

- Obscure glazing
- Panel to match window frame
- Soldier course brickwork
- Recessed course brickwork
- Openreach
- Electricity or Gas external wall mounted metre box (E / G)

- Bed joint reinforcement. Both skins. See structural engineers details.
- Bed joint reinforcement. Outer leaf. See structural engineers details.
- Bed joint reinforcement. Inner leaf. See structural engineers details.
- Bed joint reinforcement. Both skins. See structural engineers details.
- Windpost / Windbeam
- Movement joint external
- Movement joint internal

0 1 2 3 4m
Scale 1:50

DRAWING PREPARED FOR:

BACKHOUSE

Issue: C14
Date: 09.10.23

ERIC COLE ARCHITECTURE

Eric Cole Ltd. Eagle Suite, The Wheelhouse, Bond's Mill, Stonehouse, Gloucestershire, GL10 3RF
T: +44 (0)1285 641234 E: mail@ericcole.co.uk W: www.ericcole.co.uk

ECL JOB NO – 19065

PROJECT:	BOREHAM MEAD, WARMINSTER			
DWG TITLE:	LB4.2 – RIGHT SIDE ELEVATION			
SCALE:	1:50 @ A3	DRAWN: KMD	CHECKED: RJW	
DWG NO:	1902 – LB4.2 – 14	REV: E	DATE: 21.11.19	

NOTES:
1. Scaled dimensions must not be taken from this drawing.
2. This drawing must be read in conjunction with all relevant drawings, documents and information prepared by the Architects, other Consultants and Specialists .
3. Any discrepancy on this drawing must be referred to the Architects and clarification obtained before any action by others and prior to commencement of works.
4. All dimensions must be checked on site before any action by others and prior to commencement of work or the preparation of Specialists drawings.
5. The copyright of this drawing remains with the Architect.
6. If in doubt ask!

REV.	DESCRIPTION.	DATE.	INITIAL
A	Floor thickness increased	07.05.20	KMD
B	Insulation indicated.	29.05.20	KMD
C	Scale bar added	06.10.23	RJW

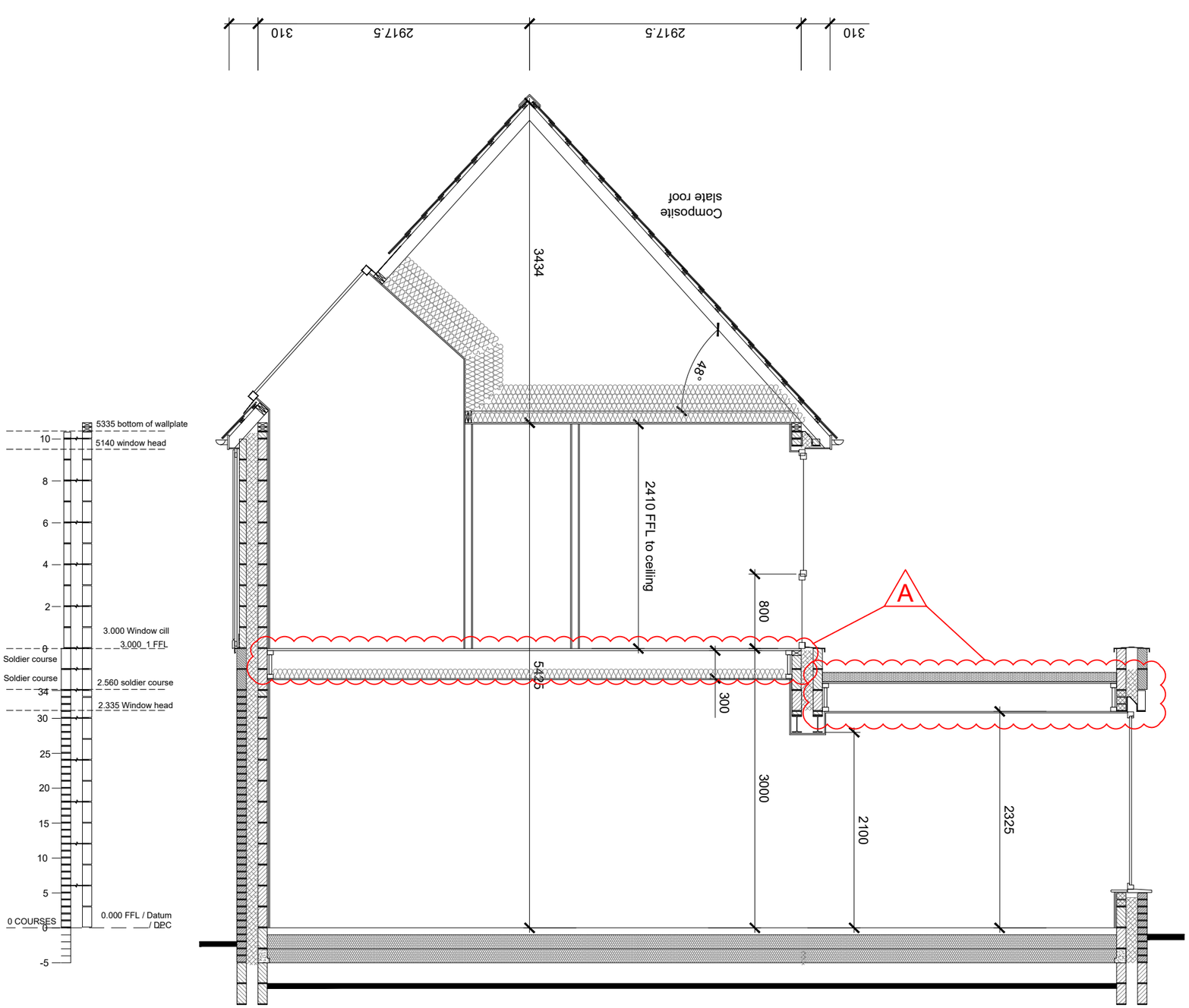

0 1 2 3 4m
Scale 1:50

Roof

Roof truss and bracing design by specialist manufacturer. Refer to specialist manufacture for layouts, profiles and all bracing requirements.

Roof insulation to be 100mm mineral wool insulation between ceiling joists and 300mm mineral wool insulation over joists laid perpendicular to joists.

See specific details for all venting of roof space.

Loft hatches to be fully insulated. Location indicated on drawings is indicative and will be adjusted on site to suit roof truss design.

Floor Joists

1st floor joists to be designed by specialist contractors. All joists to be supported by joist hangers.

100mm sound insulating quilt fitted throughout floor zone over ceiling.

Ventilation ducting to be run through floor zone as indicated on drawings.

Drainage runs within the floor zone to be supported from top chords of floor trusses and kept clear of structure and ceiling.

DRAWING PREPARED FOR:

BACKHOUSE

Issue: C14
Date: 09.10.23

ERIC COLE ARCHITECTURE

Eric Cole Ltd. Eagle Suite, The Wheelhouse, Bond's Mill,
Stonehouse, Gloucestershire, GL10 3RF
T: +44 (0)1285 641234 E: mail@ericcole.co.uk W: www.ericcole.co.uk

ECL JOB NO – 19065

PROJECT:	BOREHAM MEAD, WARMINSTER		
DWG TITLE:	LB4.2 – SECTION AA		
SCALE:	1:50 @ A3	DRAWN: KMD	CHECKED: RJW
DWG NO:	1902 – LB4.2 – 21	REV: C	DATE: 21.11.19

NOTES:
1. Scaled dimensions must not be taken from this drawing.
2. This drawing must be read in conjunction with all relevant drawings, documents and information prepared by the Architects, other Consultants and Specialists .
3. Any discrepancy on this drawing must be referred to the Architects and clarification obtained before any action by others and prior to commencement of works.
4. All dimensions must be checked on site before any action by others and prior to commencement of work or the preparation of Specialists drawings.
5. The copyright of this drawing remains with the Architect.
6. If in doubt ask!

REV.	DESCRIPTION.	DATE.	INITIAL
A	Floor thickness increased	07.05.20	KMD
B	Insulation indicated.	29.05.20	KMD
C	Scale bar added	06.10.23	RJW

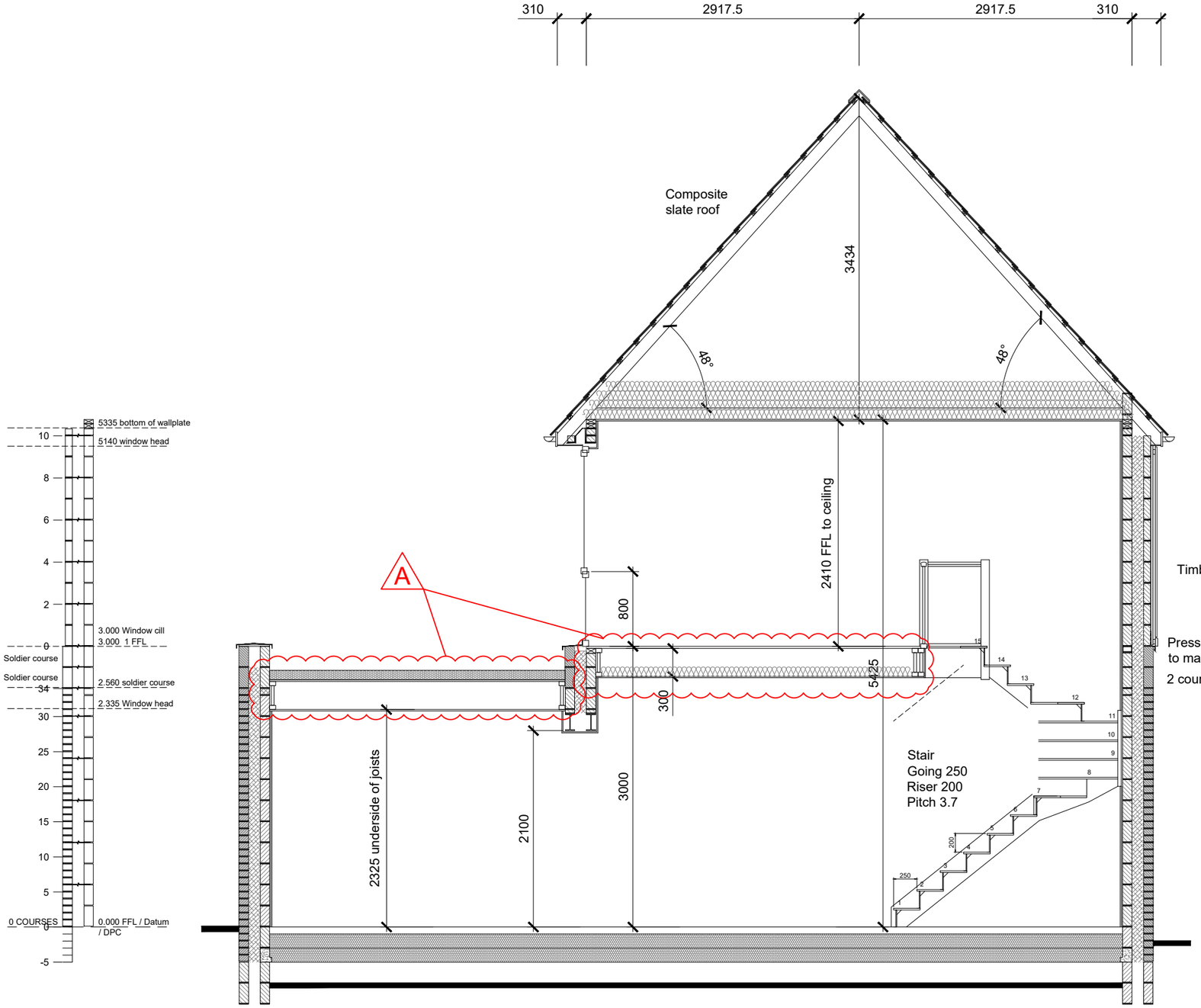

0 1 2 3 4m
Scale 1:50

Roof

Roof truss and bracing design by specialist manufacturer. Refer to specialist manufacture for layouts, profiles and all bracing requirements.

Roof insulation to be 100mm mineral wool insulation between ceiling joists and 300mm mineral wool insulation over joists laid perpendicular to joists.

See specific details for all venting of roof space.

Loft hatches to be fully insulated. Location indicated on drawings is indicative and will be adjusted on site to suit roof truss design.

Floor Joists

1st floor joists to be designed by specialist contractors. All joists to be supported by joist hangers.

100mm sound insulating quilt fitted throughout floor zone over ceiling.

Ventilation ducting to be run through floor zone as indicated on drawings.

Drainage runs within the floor zone to be supported from top chords of floor trusses and kept clear of structure and ceiling.

DRAWING PREPARED FOR:

BACKHOUSE

Issue: C14
Date: 09.10.23

ERIC COLE ARCHITECTURE

Eric Cole Ltd. Eagle Suite, The Wheelhouse, Bond's Mill, Stonehouse, Gloucestershire, GL10 3RF
T: +44 (0)1285 641234 E: mail@ericcole.co.uk W: www.ericcole.co.uk

ECL JOB NO – 19065

PROJECT:	BOREHAM MEAD, WARMINSTER		
DWG TITLE:	LB4.2 – SECTION BB		
SCALE:	1:50 @ A3	DRAWN: KMD	CHECKED: RJW
DWG NO:	1902 – LB4.2 – 22	REV: C	DATE: 21.11.19

NOTES:
1. Scaled dimensions must not be taken from this drawing.
2. This drawing must be read in conjunction with all relevant drawings, documents and information prepared by the Architects, other Consultants and Specialists .
3. Any discrepancy on this drawing must be referred to the Architects and clarification obtained before any action by others and prior to commencement of works.
4. All dimensions must be checked on site before any action by others and prior to commencement of work or the preparation of Specialists drawings.
5. The copyright of this drawing remains with the Architect.
6. If in doubt ask!

REV.	DESCRIPTION.	DATE.	INITIAL
A	Firestop insulation over wall noted.	29.05.20	KMD
B	Scale bar added	06.10.23	RJW

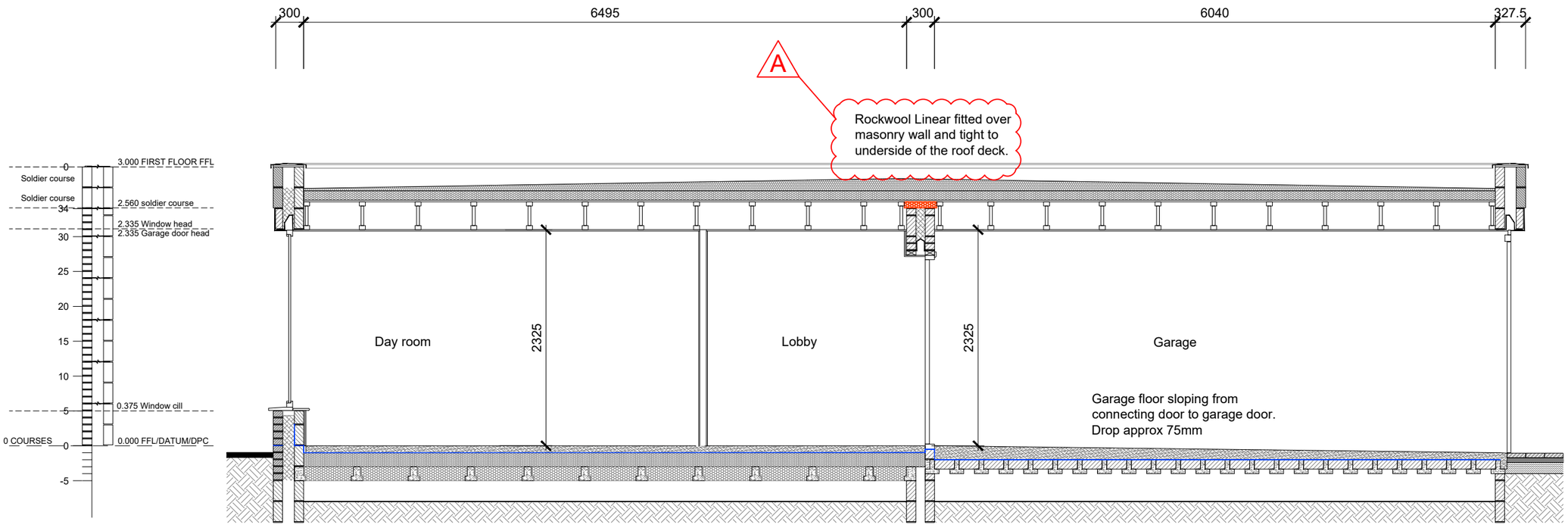

0 1 2 3 4m
Scale 1:50

DRAWING PREPARED FOR:

BACKHOUSE

Issue:
C14
Date: 09.10.23

ERIC COLE ARCHITECTURE

Eric Cole Ltd. Eagle Suite, The Wheelhouse, Bond's Mill,
Stonehouse, Gloucestershire, GL10 3RF
T: +44 (0)1285 641234 E: mail@ericcole.co.uk W: www.ericcole.co.uk

ECL JOB NO – 19065

PROJECT:	BOREHAM MEAD, WARMINSTER				
DWG TITLE:	LB4.2 – SECTION CC				
SCALE:	1:50 @ A3	DRAWN:	KMD	CHECKED:	RJW
DWG NO:	1902 – LB4.2 – 23	REV:	B	DATE:	07.05.20

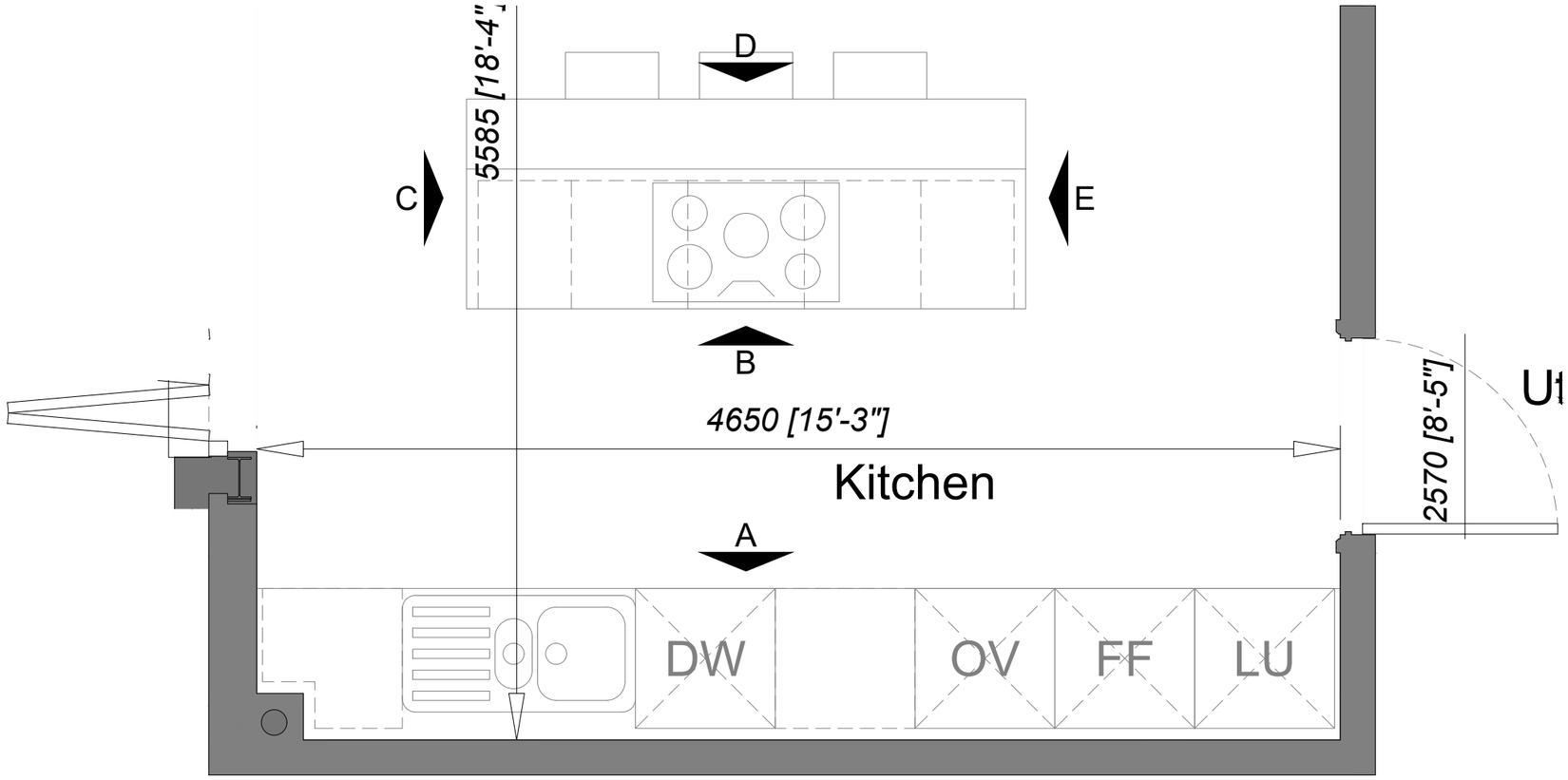

KITCHEN PLAN

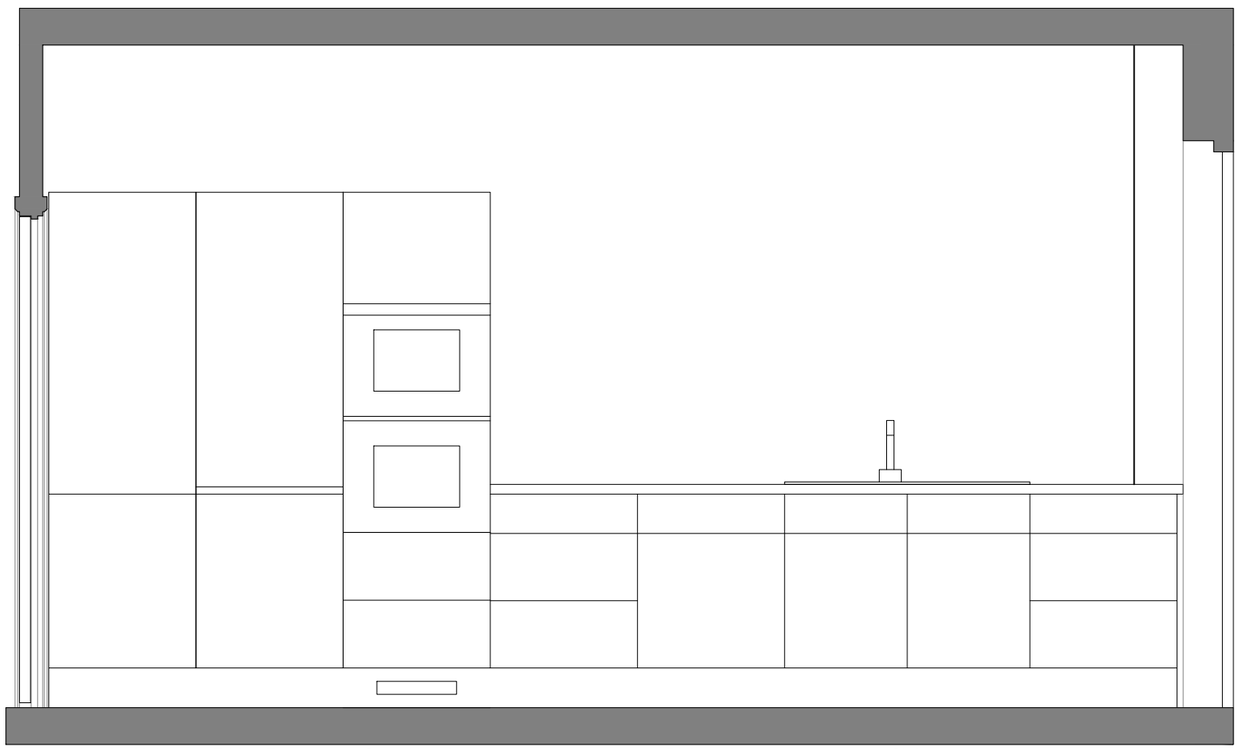

ELEVATION A

NOTES:
1. Scaled dimensions must not be taken from this drawing.
2. This drawing must be read in conjunction with all relevant drawings, documents and information prepared by the Architects, other Consultants and Specialists .
3. Any discrepancy on this drawing must be referred to the Architects and clarification obtained before any action by others and prior to commencement of works.
4. All dimensions must be checked on site before any action by others and prior to commencement of work or the preparation of Specialists drawings.
5. The copyright of this drawing remains with the Architect.
6. If in doubt ask!

REV.	DESCRIPTION.	DATE.	INITIAL

DRAWING PREPARED FOR:

BACKHOUSE

Issue:
C14
Date: 09.10.23

ERIC COLE ARCHITECTURE

Eric Cole Ltd. Eagle Suite, The Wheelhouse, Bond's Mill,
Stonehouse, Gloucestershire, GL10 3RF
T: +44 (0)1285 641234 E: mail@ericcole.co.uk W: www.ericcole.co.uk

ECL JOB NO – 19065

PROJECT:	BOREHAM MEAD, WARMINSTER				
DWG TITLE:	LB4.2 – KITCHEN PLAN AND ELEVATION A				
SCALE:	1:25 @ A3	DRAWN:	KMD	CHECKED:	RJW
DWG NO:	1902 – LB4.2 – 31	REV:	–	DATE:	21.11.19

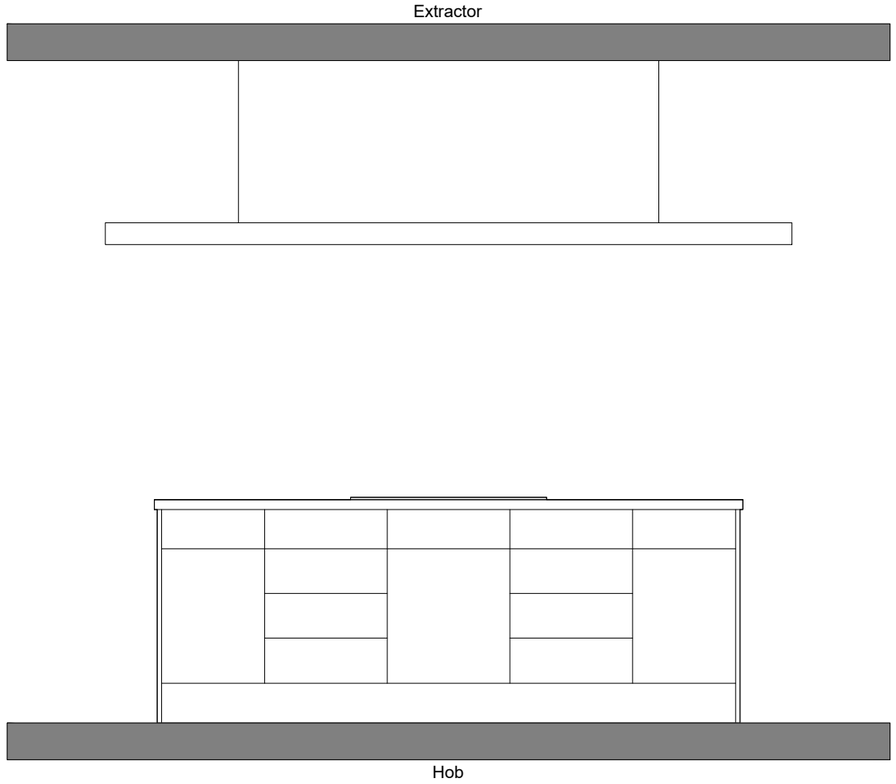

ELEVATION B

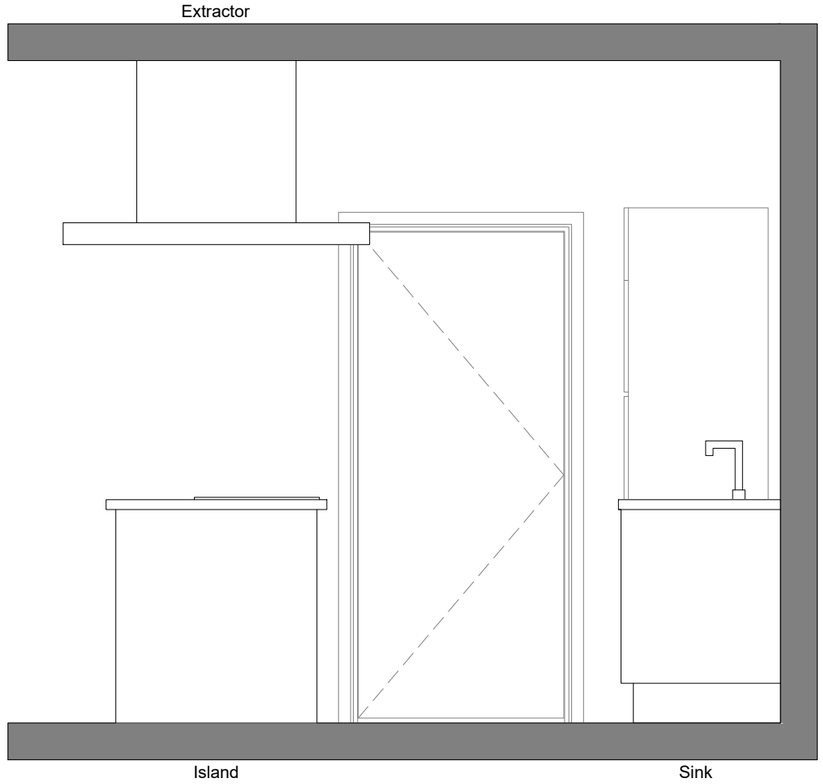

ELEVATION C

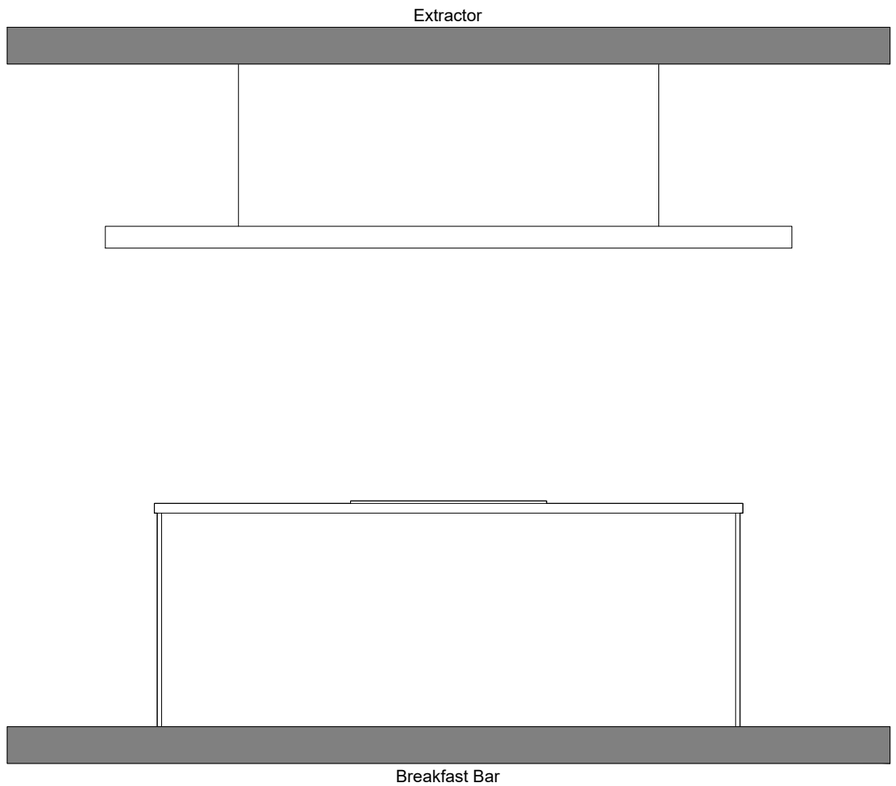

ELEVATION D

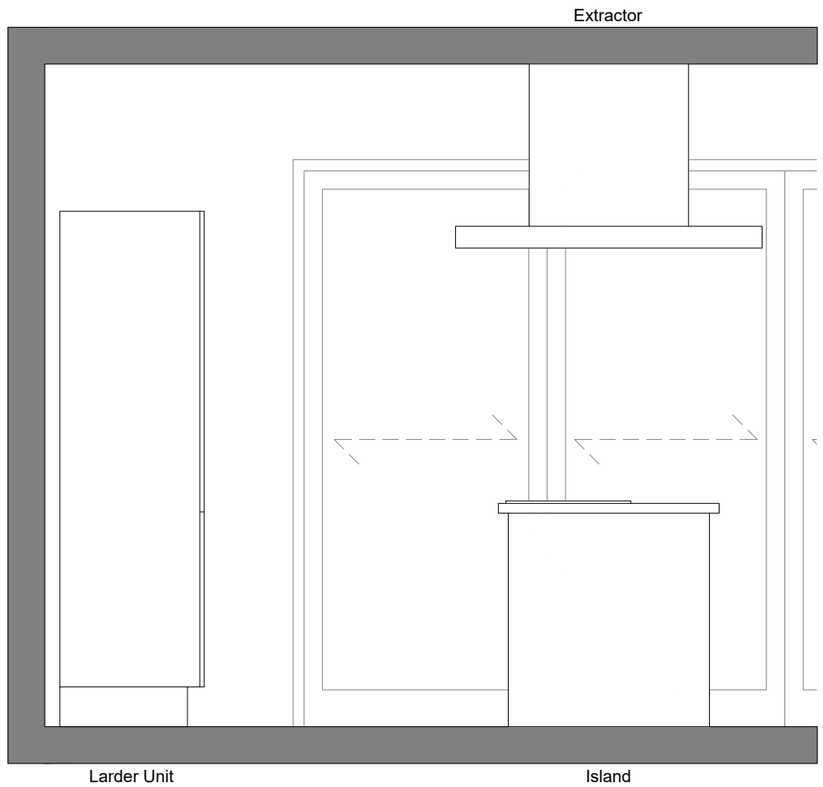

ELEVATION E

NOTES:
1. Scaled dimensions must not be taken from this drawing.
2. This drawing must be read in conjunction with all relevant drawings, documents and information prepared by the Architects, other Consultants and Specialists .
3. Any discrepancy on this drawing must be referred to the Architects and clarification obtained before any action by others and prior to commencement of works.
4. All dimensions must be checked on site before any action by others and prior to commencement of work or the preparation of Specialists drawings.
5. The copyright of this drawing remains with the Architect.
6. If in doubt ask!

REV.	DESCRIPTION.	DATE.	INITIAL

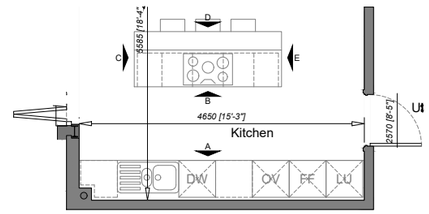

DRAWING PREPARED FOR:

BACKHOUSE

Issue:
C14
Date: 09.10.23

ERIC COLE ARCHITECTURE

Eric Cole Ltd. Eagle Suite, The Wheelhouse, Bond's Mill,
Stonehouse, Gloucestershire, GL10 3RF
T: +44 (0)1285 641234 E: mail@ericcole.co.uk W: www.ericcole.co.uk

ECL JOB NO – 19065

PROJECT:	BOREHAM MEAD, WARMINSTER				
DWG TITLE:	LB4.2 – KITCHEN ELEVATIONS B, C, D & E				
SCALE:	1:25 @ A3	DRAWN:	KMD	CHECKED:	RJW
DWG NO:	1902 – LB4.2 – 32	REV:	–	DATE:	21.11.19

NOTES:
1. Scaled dimensions must not be taken from this drawing.
2. This drawing must be read in conjunction with all relevant drawings, documents and information prepared by the Architects, other Consultants and Specialists .
3. Any discrepancy on this drawing must be referred to the Architects and clarification obtained before any action by others and prior to commencement of works.
4. All dimensions must be checked on site before any action by others and prior to commencement of work or the preparation of Specialists drawings.
5. The copyright of this drawing remains with the Architect.
6. If in doubt ask!

REV.	DESCRIPTION.	DATE.	INITIAL
A	Utility widened due to wall change	24.03.20	MH
B	Layout changed	27.07.21	KMD

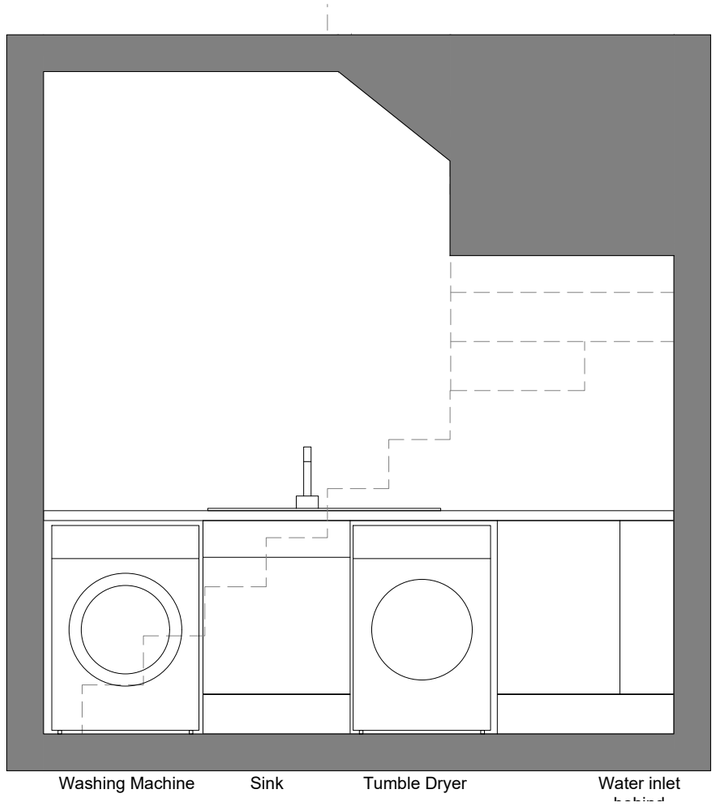

ELEVATION A

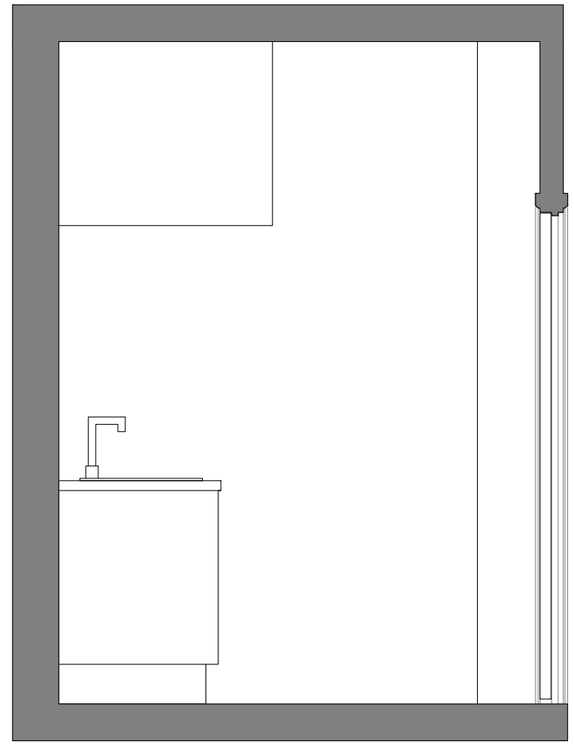

ELEVATION B

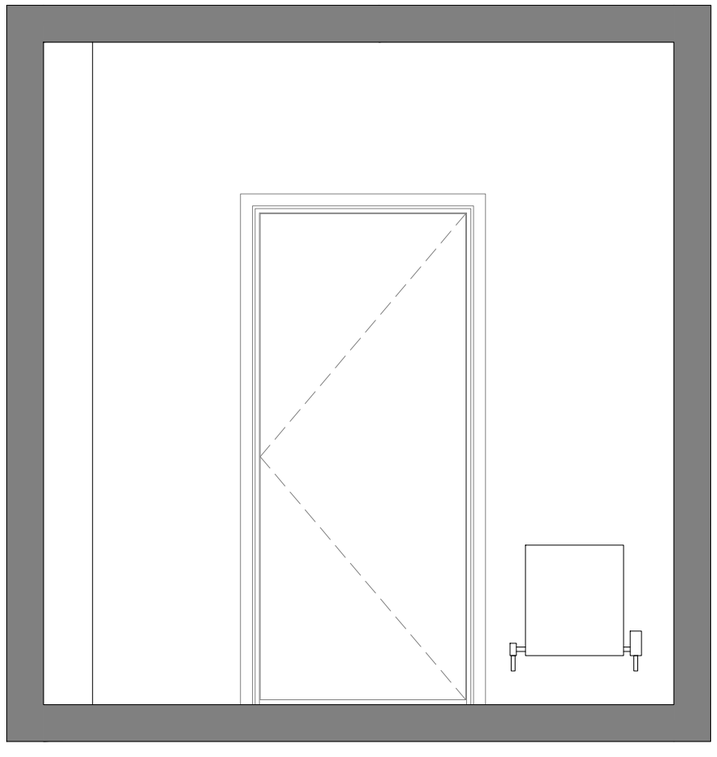

ELEVATION C

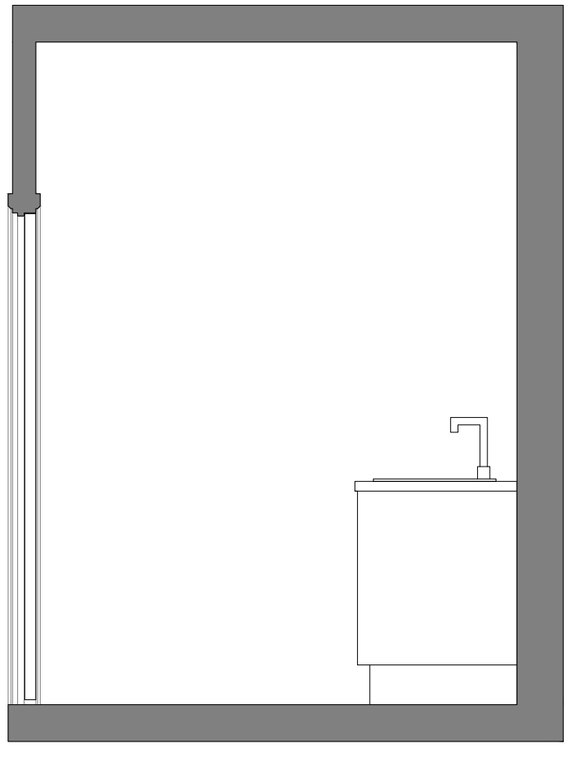

ELEVATION D

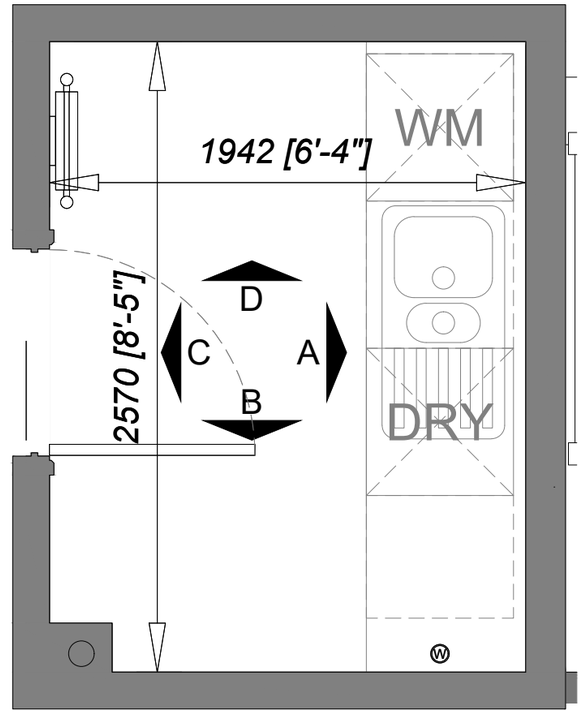

UTILITY PLAN

DRAWING PREPARED FOR:

BACKHOUSE

Issue:
C14
Date: 09.10.23

ERIC COLE ARCHITECTURE

Eric Cole Ltd. Eagle Suite, The Wheelhouse, Bond's Mill,
Stonehouse, Gloucestershire, GL10 3RF
T: +44 (0)1285 641234 E: mail@ericcole.co.uk W: www.ericcole.co.uk

ECL JOB NO – 19065

PROJECT:	BOREHAM MEAD, WARMINSTER				
DWG TITLE:	LB4.2 – UTILITY PLAN AND ELEVATIONS A, B, C & D				
SCALE:	1:25 @ A3	DRAWN:	KMD	CHECKED:	RJW
DWG NO:	1902 – LB4.2 – 33	REV:	B	DATE:	24.03.20

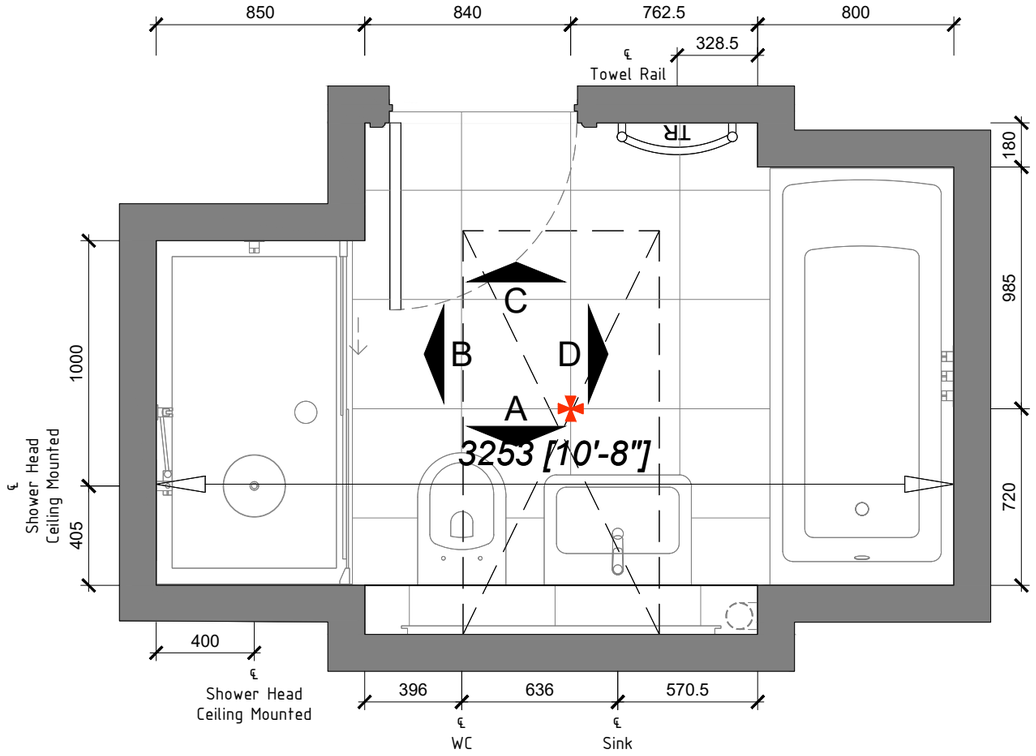

BATHROOM PLAN

Based on tile sizes:
Floor = 443mm x 443mm
Wall = 592mm x 316mm

NOTES:
1. Scaled dimensions must not be taken from this drawing.
2. This drawing must be read in conjunction with all relevant drawings, documents and information prepared by the Architects, other Consultants and Specialists .
3. Any discrepancy on this drawing must be referred to the Architects and clarification obtained before any action by others and prior to commencement of works.
4. All dimensions must be checked on site before any action by others and prior to commencement of work or the preparation of Specialists drawings.
5. The copyright of this drawing remains with the Architect.
6. If in doubt ask!

REV.	DESCRIPTION.	DATE.	INITIAL.
A	Tile layouts and dimensions added	24.03.20	MH
B	Tiles layout changed to landscape	07.05.20	KMD

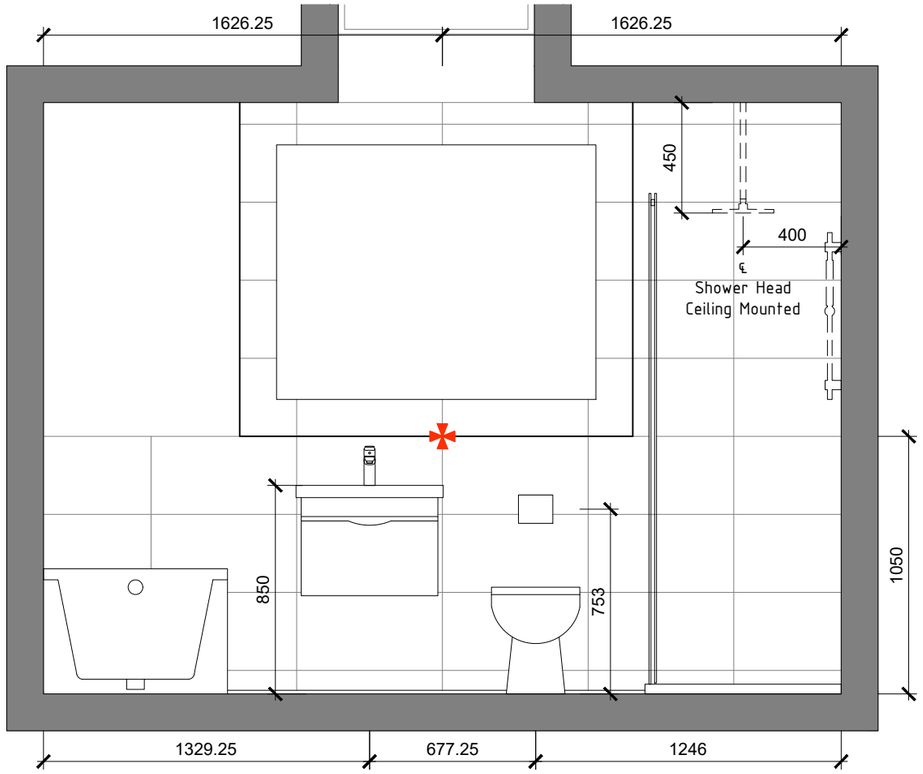

ELEVATION A

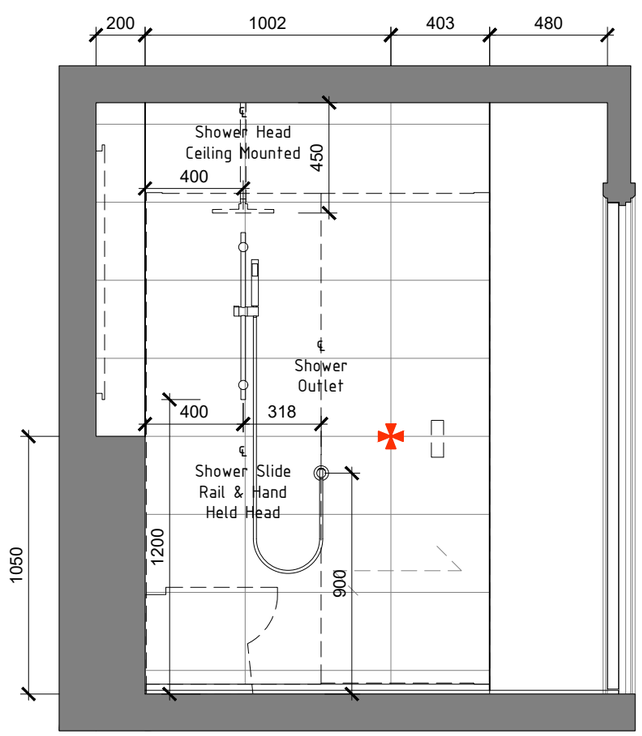

ELEVATION B

DRAWING PREPARED FOR:

BACKHOUSE

Issue:
C14
Date: 09.10.23

ERIC COLE ARCHITECTURE

Eric Cole Ltd. Eagle Suite, The Wheelhouse, Bond's Mill,
Stonehouse, Gloucestershire, GL10 3RF
T: +44 (0)1285 641234 E: mail@ericcole.co.uk W: www.ericcole.co.uk

ECL JOB NO – 19065

PROJECT:	BOREHAM MEAD, WARMINSTER		
DWG TITLE:	LB4.2 – BATHROOM PLAN AND ELEVATIONS A & B		
SCALE:	1:25 @ A3	DRAWN: KMD	CHECKED: RJW
DWG NO:	1902 – LB4.2 – 41	REV: B	DATE: 24.03.20

Based on tile sizes:
Floor = 443mm x 443mm
Wall = 592mm x 316mm

NOTES:
1. Scaled dimensions must not be taken from this drawing.
2. This drawing must be read in conjunction with all relevant drawings, documents and information prepared by the Architects, other Consultants and Specialists .
3. Any discrepancy on this drawing must be referred to the Architects and clarification obtained before any action by others and prior to commencement of works.
4. All dimensions must be checked on site before any action by others and prior to commencement of work or the preparation of Specialists drawings.
5. The copyright of this drawing remains with the Architect.
6. If in doubt ask!

REV.	DESCRIPTION.	DATE.	INITIAL
A	Tile layouts and dimensions added	24.03.20	MH
B	Tile layout changed to landscape.	07.05.20	KMD

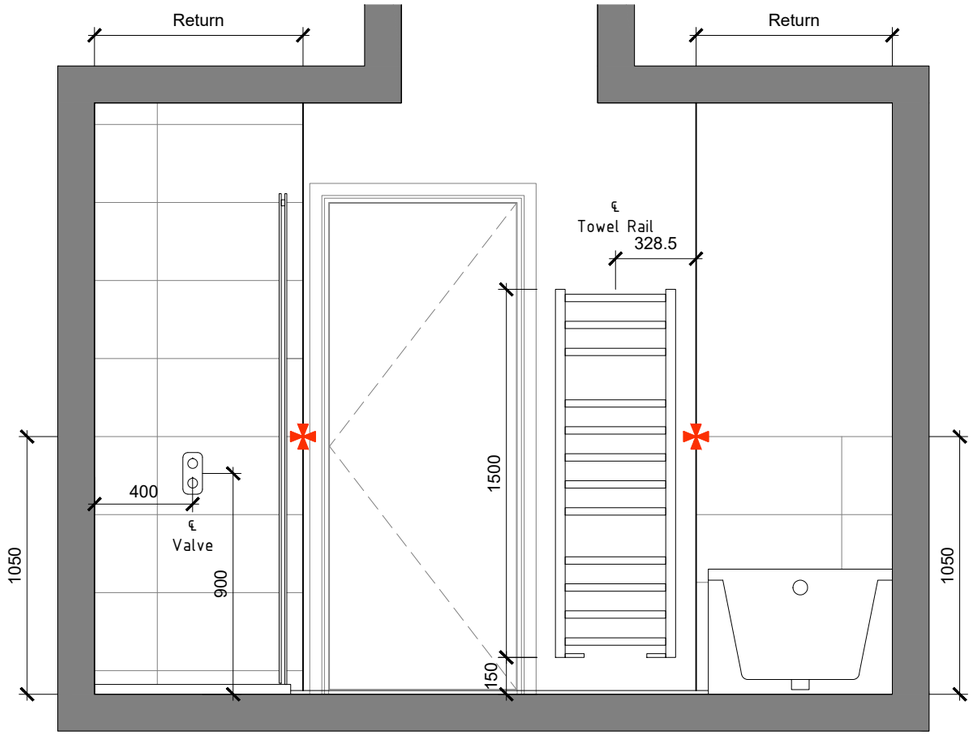

ELEVATION C

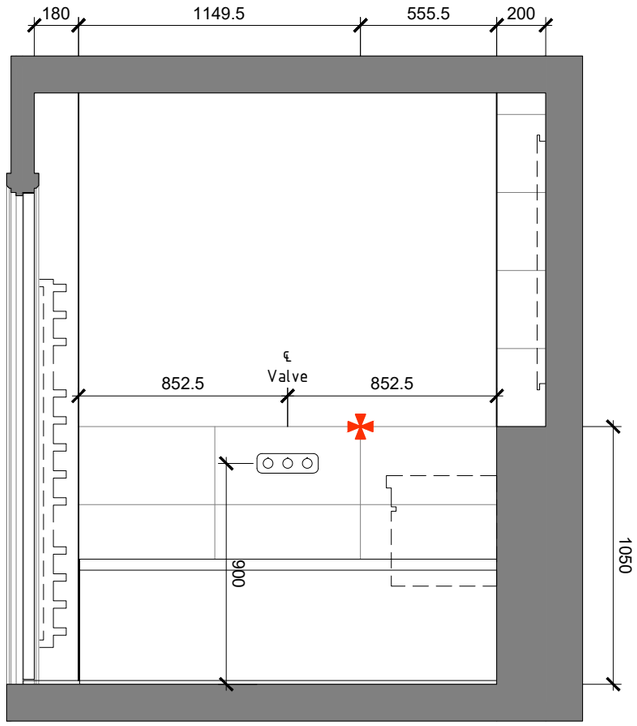

ELEVATION D

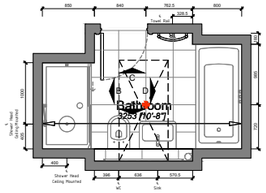

DRAWING PREPARED FOR:

BACKHOUSE

Issue:
C14
Date: 09.10.23

ERIC COLE ARCHITECTURE

Eric Cole Ltd. Eagle Suite, The Wheelhouse, Bond's Mill,
Stonehouse, Gloucestershire, GL10 3RF
T: +44 (0)1285 641234 E: mail@ericcole.co.uk W: www.ericcole.co.uk

ECL JOB NO – 19065

PROJECT:	BOREHAM MEAD, WARMINSTER				
DWG TITLE:	LB4.2 – BATHROOM ELEVATIONS C & D				
SCALE:	1: 25 @ A3	DRAWN:	KMD	CHECKED:	RJW
DWG NO:	1902 – LB4.2 – 42	REV:	B	DATE:	24.03.20

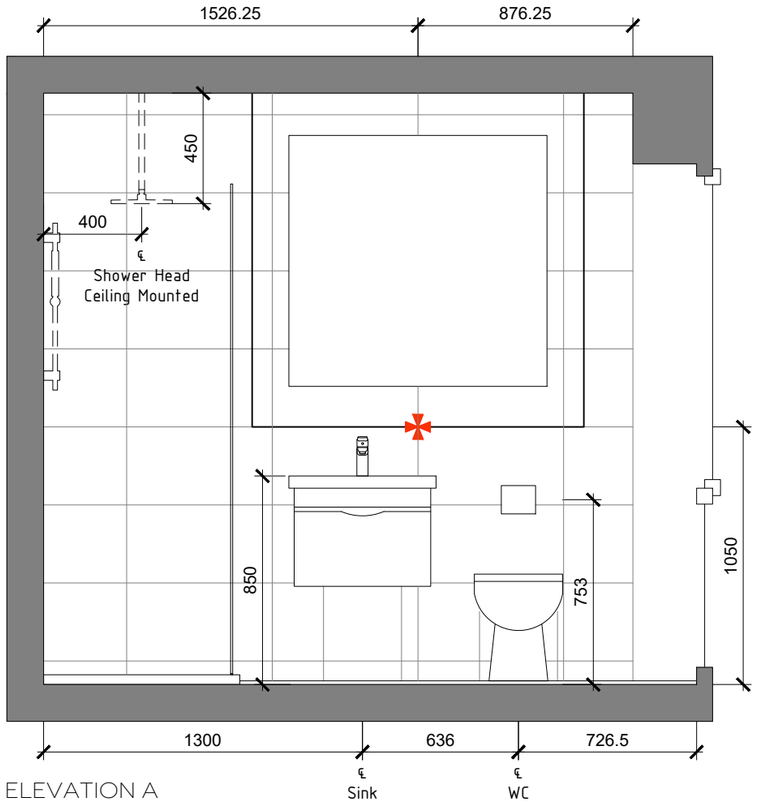

ELEVATION A

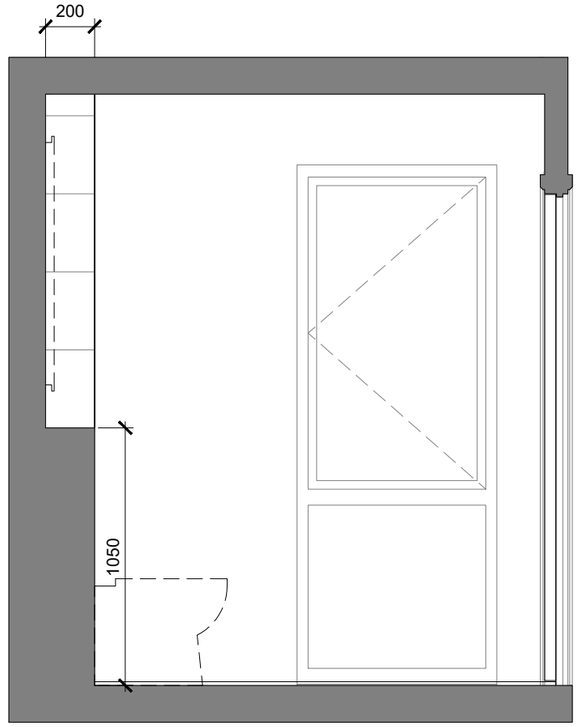

ELEVATION B

Based on tile sizes:
Floor = 443mm x 443mm
Wall = 592mm x 316mm

NOTES:
1. Scaled dimensions must not be taken from this drawing.
2. This drawing must be read in conjunction with all relevant drawings, documents and information prepared by the Architects, other Consultants and Specialists .
3. Any discrepancy on this drawing must be referred to the Architects and clarification obtained before any action by others and prior to commencement of works.
4. All dimensions must be checked on site before any action by others and prior to commencement of work or the preparation of Specialists drawings.
5. The copyright of this drawing remains with the Architect.
6. If in doubt ask!

REV.	DESCRIPTION.	DATE.	INITIAL
A	Tile layouts and dimensions added	24.03.20	MH
B	Tile layout changed to landscape	07.05.20	KMD

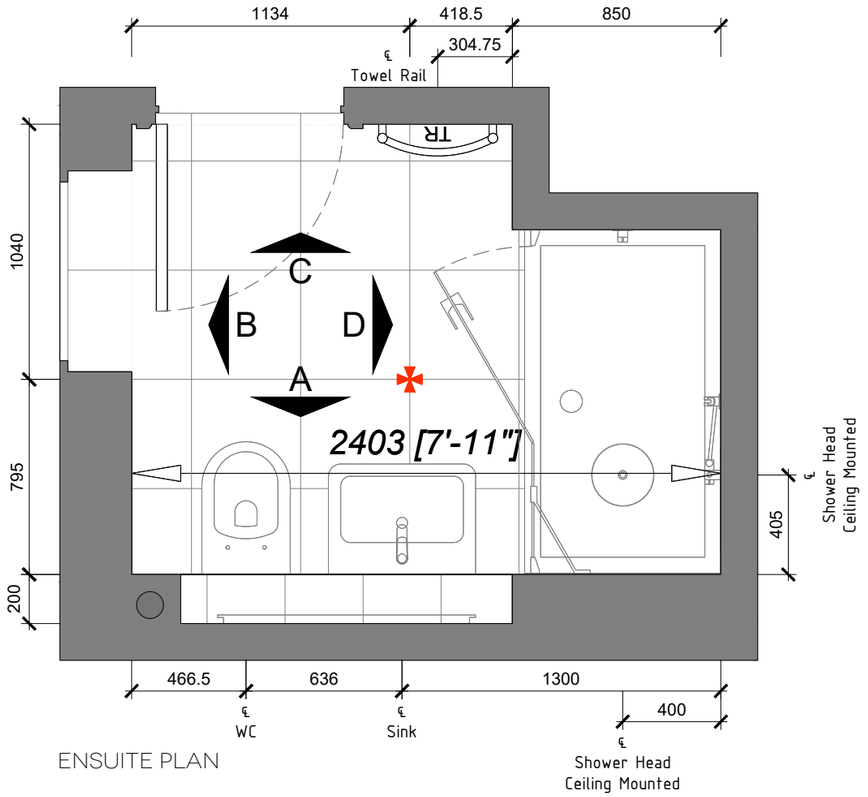

ENSUITE PLAN

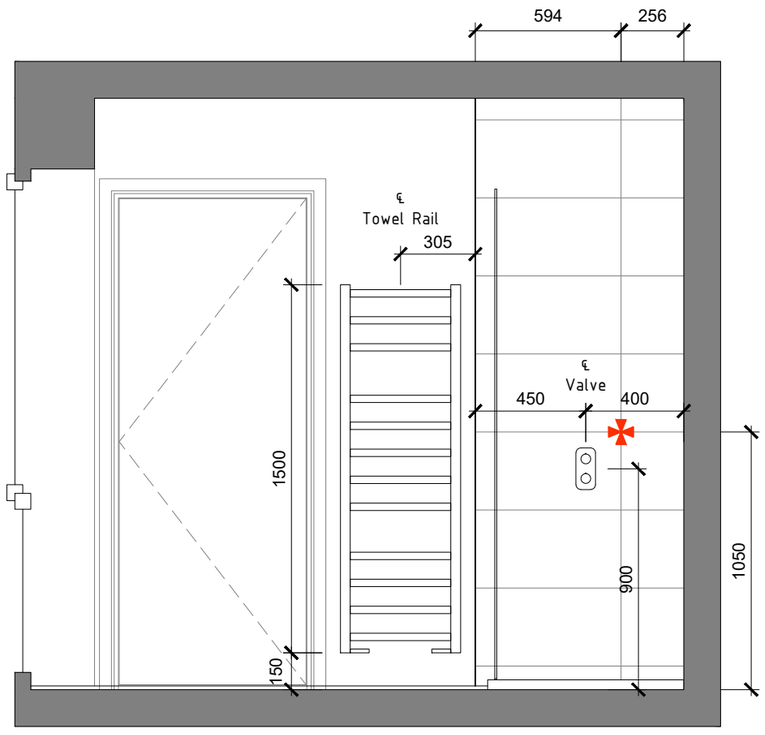

ELEVATION C

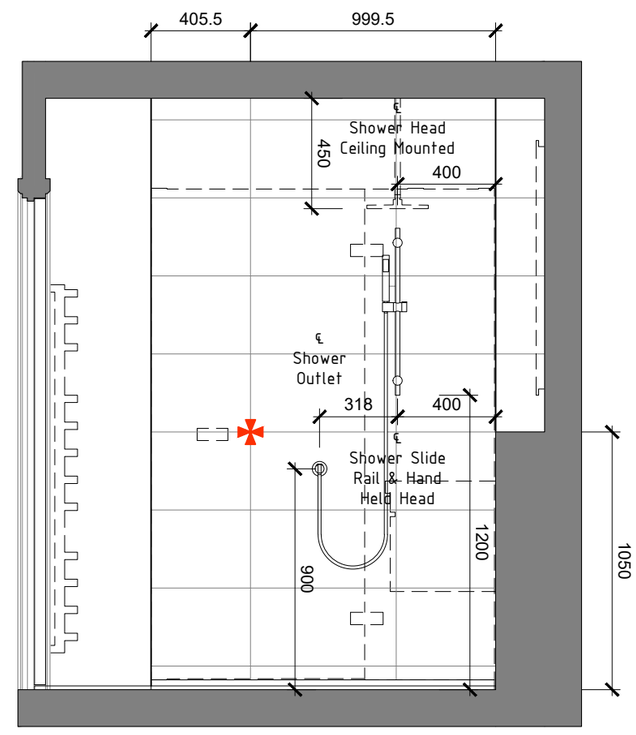

ELEVATION D

DRAWING PREPARED FOR:

BACKHOUSE

Issue:
C14
Date: 09.10.23

ERIC COLE ARCHITECTURE

Eric Cole Ltd. Eagle Suite, The Wheelhouse, Bond's Mill,
Stonehouse, Gloucestershire, GL10 3RF
T: +44 (0)1285 641234 E: mail@ericcole.co.uk W: www.ericcole.co.uk

ECL JOB NO – 19065

PROJECT:	BOREHAM MEAD, WARMINSTER				
DWG TITLE:	LB4.2 – ENSUITE PLAN AND ELEVATIONS A, B, C & D				
SCALE:	1:25 @ A3	DRAWN:	KMD	CHECKED:	RJW
DWG NO:	1902 – LB4.2 – 43	REV:	B	DATE:	24.03.20

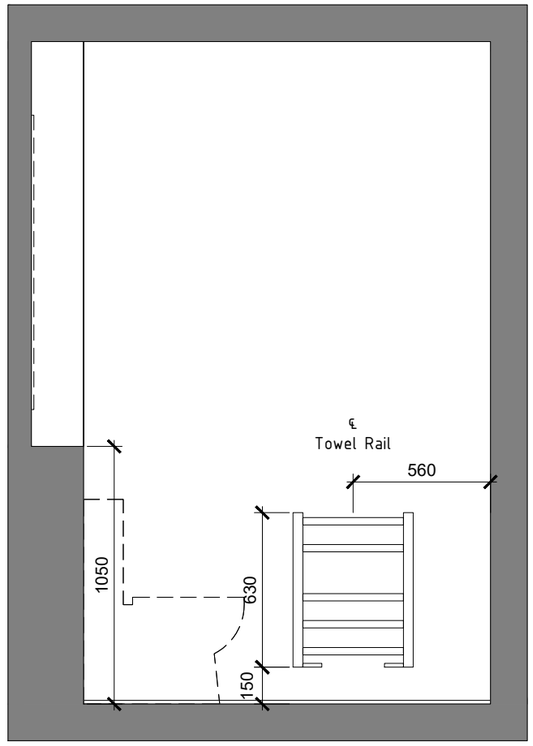

ELEVATION A

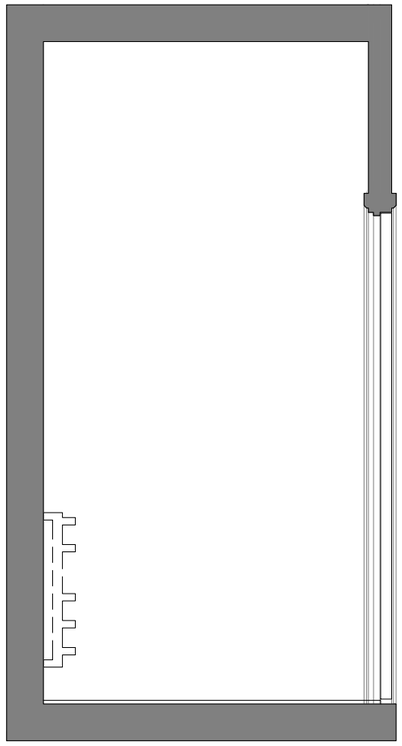

ELEVATION B

Based on tile sizes:
Floor = 443mm x 443mm

NOTES:
1. Scaled dimensions must not be taken from this drawing.
2. This drawing must be read in conjunction with all relevant drawings, documents and information prepared by the Architects, other Consultants and Specialists .
3. Any discrepancy on this drawing must be referred to the Architects and clarification obtained before any action by others and prior to commencement of works.
4. All dimensions must be checked on site before any action by others and prior to commencement of work or the preparation of Specialists drawings.
5. The copyright of this drawing remains with the Architect.
6. If in doubt ask!

REV.	DESCRIPTION.	DATE.	INITIAL
A	Cloakroom widened due to wall change Tile layouts and dimensions added	24.03.20	MH

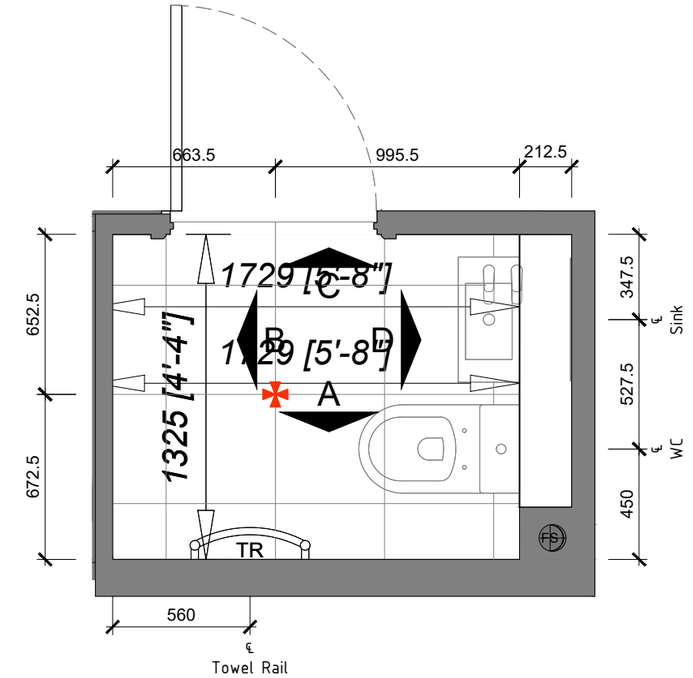

CLOAKROOM PLAN

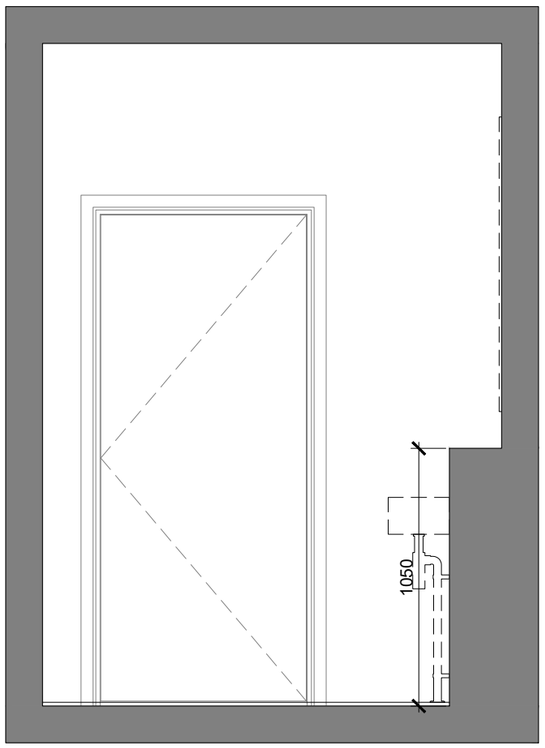

ELEVATION C

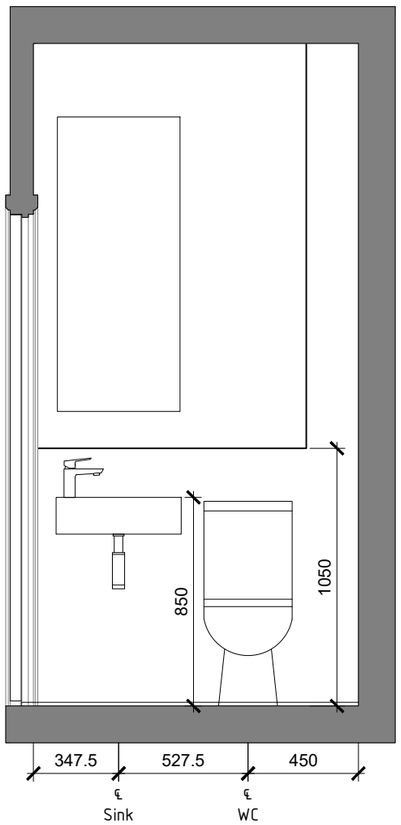

ELEVATION D

DRAWING PREPARED FOR:

BACKHOUSE

Issue:
C14
Date: 09.10.23

ERIC COLE ARCHITECTURE

Eric Cole Ltd. Eagle Suite, The Wheelhouse, Bond's Mill,
Stonehouse, Gloucestershire, GL10 3RF
T: +44 (0)1285 641234 E: mail@ericcole.co.uk W: www.ericcole.co.uk

ECL JOB NO – 19065

PROJECT:	BOREHAM MEAD, WARMINSTER				
DWG TITLE:	LB4.2 – CLOAKROOM PLAN AND ELEVATIONS A, B, C & D				
SCALE:	1:25 @ A3	DRAWN:	KMD	CHECKED:	RJW
DWG NO:	1902 – LB4.2 – 44	REV:	A	DATE:	24.03.20

External Door Schedule

OPENING REFERENCE	DOOR SIZE W & H	STRUCTURAL OPENING W & H	LINTEL SIZE W+300	SPECIFICATION / NOTES
ED01	2744 x 2250	2822.5 x 2350	3100	Garage Door, PTM
ED02	939 x 2250	1472.5 x 2335	1750	SL, T, SG, PTM
ED03	(4)	3610 x 2335	3900	BF, SG, PTM
ED04	2 x 815 x 2132 (2)	1771 x 2137	2100	SD, SG, PTM

NB: ALL LINTELS TO HAVE A MINIMUM OF 150MM BEARING

SL Glazed sidelight
BF Bifold doors
SD Sliding doors
T Solid timber-look door
SG Safety glass
PTM Approved Document Part M threshold

H

INTERNAL DOOR SCHEDULE

OPENING REFERENCE	DOOR SIZE W & H	STRUCTURAL OPENING W & H	LINTEL SIZE W+300	SPECIFICATION / NOTES
ID01	838 x 1981	928 x 2046	N/A	-
ID02	838 x 1981	928 x 2046	N/A	FD30s
ID04	686 x 1981	776 x 2046	N/A	EC
ID05	838 x 1981	928 x 2046	N/A	-
ID06	838 x 1981	928 x 2046	N/A	-
ID08	762 x 1981	852 x 2046	N/A	-
ID09	762 x 1981	852 x 2046	N/A	-
ID10	762 x 1981	852 x 2046	N/A	CB
ID11	762 x 1981	852 x 2046	N/A	-
ID12	762 x 1981	852 x 2046	N/A	-
ID13	762 x 1981	852 x 2046	N/A	-
ID14	762 x 1981	852 x 2046	N/A	-

NB: ALL LINTELS TO HAVE A MINIMUM OF 150MM BEARING

SG Safety glass
EC Electrical Cupboard
CB Cupboard
AC Airing Cupboard

WINDOW SCHEDULE

OPENING REFERENCE	STRUCTURAL OPENING W & H	LINTEL TYPE	LINTEL SIZE W+300	SPECIFICATION / NOTES
W01	1135 x 1960	-	1500	Th, E, SG
W02	1135 x 1960	-	1500	TH, E, SG
W03	1810 x 1960	-	2100	SH, SG, E
W04	1810 x 1960	-	2100	SG
W05	1135 x 2137	-	1500	TH, SG, E, EGR
W06	1135 x 2137	-	1500	TH, SG, E
W07	861.1 x 2137	-	1150	TH, SG, E, EGR
W08	861.1 x 2137	-	1150	TH, SG, E, EGR
W09	869.4 x 2137	-	1150	TH, SG, OB, E
W10	780 x 1800	-	-	Skylight
W11	780 x 1800	-	-	Skylight

NOTES:
1. Scaled dimensions must not be taken from this drawing.
2. This drawing must be read in conjunction with all relevant drawings, documents and information prepared by the Architects, other Consultants and Specialists .
3. Any discrepancy on this drawing must be referred to the Architects and clarification obtained before any action by others and prior to commencement of works.
4. All dimensions must be checked on site before any action by others and prior to commencement of work or the preparation of Specialists drawings.
5. The copyright of this drawing remains with the Architect.
6. If in doubt ask!

REV.	DESCRIPTION.	DATE.	INITIAL.
A	Schedules updated	30.03.20	MH
B	ID07 removed.	07.05.20	KMD
C	ED04 dims adjusted	29.05.20	KMD
D	ED03 width changed.	18.02.21	KMD
E	Window width changed.	19.03.21	KMD
F	ID03 removed.	27.07.21	KMD
G	ID02 garage door changed to FD30s	03.02.22	KMD
H	ED04 changed to french doors	27.09.23	RJW

DRAWING PREPARED FOR:

BACKHOUSE

Issue: C14
Date: 09.10.23

ERIC COLE ARCHITECTURE

Eric Cole Ltd. Eagle Suite, The Wheelhouse, Bond's Mill,
Stonehouse, Gloucestershire, GL10 3RF
T: +44 (0)1285 641234 E: mail@ericcole.co.uk W: www.ericcole.co.uk

ECL JOB NO – 19065

PROJECT:	BOREHAM MEAD, WARMINSTER				
DWG TITLE:	LB4.2 – SCHEDULES				
SCALE:	–	DRAWN:	MRH	CHECKED:	RJW
DWG NO:	1902 – LB4.2 – 51	REV:	H	DATE:	30.03.20

NOTES:
1. Scaled dimensions must not be taken from this drawing.
2. This drawing must be read in conjunction with all relevant drawings, documents and information prepared by the Architects, other Consultants and Specialists .
3. Any discrepancy on this drawing must be referred to the Architects and clarification obtained before any action by others and prior to commencement of works.
4. All dimensions must be checked on site before any action by others and prior to commencement of work or the preparation of Specialists drawings.
5. The copyright of this drawing remains with the Architect.
6. If in doubt ask!

REV.	DESCRIPTION.	DATE.	INITIAL
A	Utility electrics changed.	27.07.21	KMD

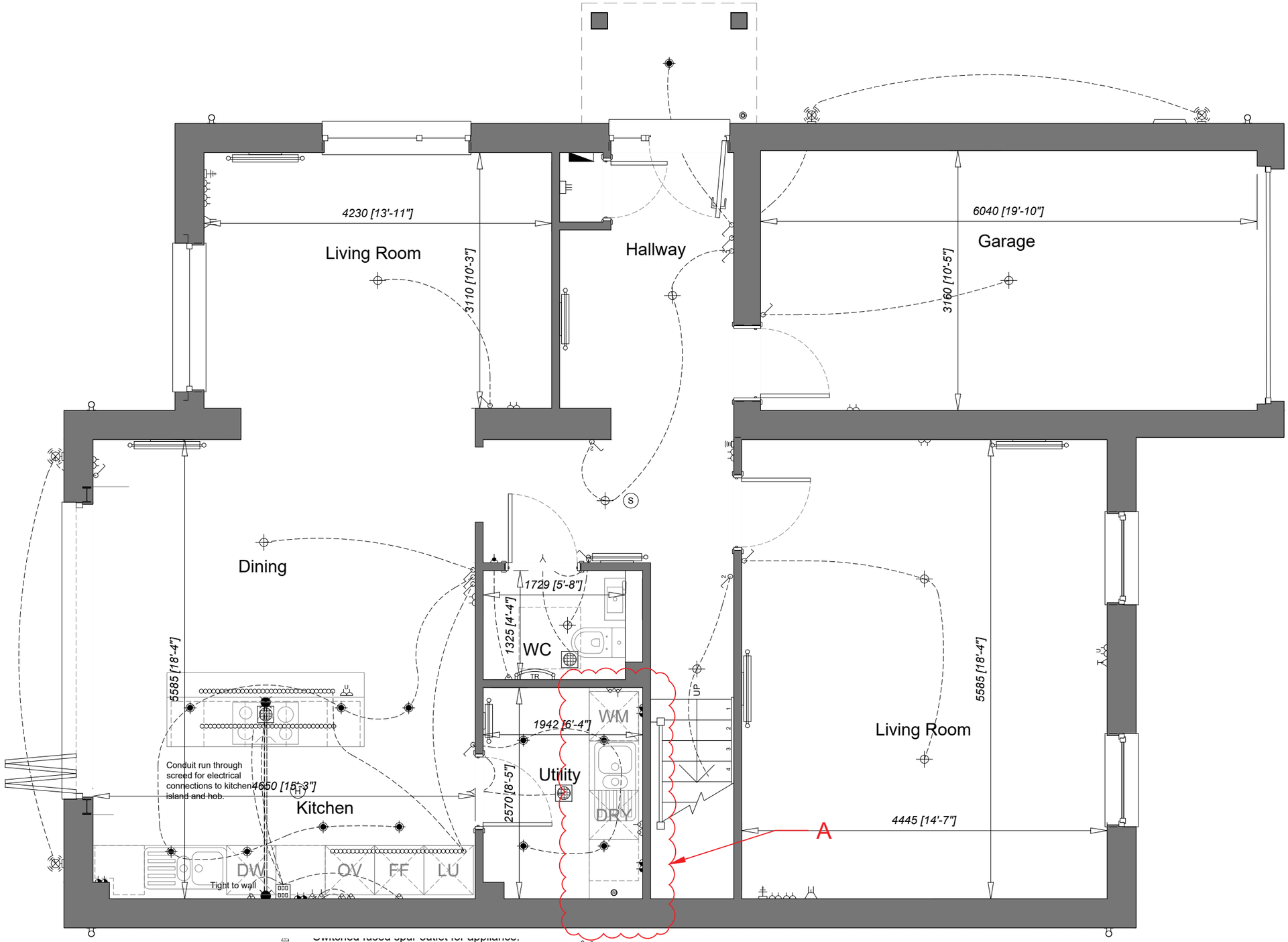

Electrical Key (Private)

- 13amp double switched socket - 1050mm above FFL
- 13amp double switched socket - 450mm above FFL
- 13amp double switched socket with double USB ports- 450mm above FFL
- Grid switch - 1050mm above FFL. - Washing machine, dishwasher, fridge/freezer, cooker hood, hob.
- Cooker switch
- Cable outlet for appliance - Behind appliance.
- Switched fused spur outlet for appliance
- Switched fused spur outlet for appliance.
- Switched fused connection with indicator light.
- Isolator switch
- Shaver socket - 1200mm above FFL
- Door bell sounder
- Door bell push
- TV aerial outlet
- Openreach socket
- Cat 6 socket
- Consumer unit
- One way light switch
- Two way light switch
- Three way light switch
- One way light switch with indicator light.
- Recessed spot light
- Ceiling rose pendant light.
- Batten light holder.
- IP65 rated ceiling fitting.
- Indirect LED strip light.
- Wall mounted exterior light fitting with PIR.
- Room Thermostat
- Programmable thermostat
- Smoke Detector / Sounder- Interlinked - Battery back up
- Heat Detector / Sounder- Interlinked - Battery back up
- Carbon monoxide Detector / Sounder- Interlinked - Battery back up
- Boiler programmer
- Ceiling mounted extract fan. - WC = 6 l/s. - Bathroom = 15 l/s. Kitchen = 30 l/s (adj to hob) 60 l/s elsewhere. - Utility = 30 l/s.
- Wall mounted extract fan. - WC = 6 l/s. - Bathroom = 15 l/s. Kitchen = 30 l/s (adj to hob) 60 l/s elsewhere. - Utility = 30 l/s.
- Telephone point

- Radiator - Indicative position. To be sized by M&E designer / contractor in conjunction with SAP assessor.
- Towel Radiator - connected to heating circuit and to have electrical heating element. Allow for remote switch outside of bath / shower room at 450mm above FFL.
- Boiler

DRAWING PREPARED FOR:

BACKHOUSE

Issue: C14
Date: 09.10.23

ERIC COLE ARCHITECTURE

Eric Cole Ltd. Eagle Suite, The Wheelhouse, Bond's Mill, Stonehouse, Gloucestershire, GL10 3RF
T: +44 (0)1285 641234 E: mail@ericcole.co.uk W: www.ericcole.co.uk

ECL JOB NO – 19065

PROJECT:	BOREHAM MEAD, WARMINSTER		
DWG TITLE:	LB4.2 – GROUND FLOOR ELECTRICAL LAYOUT		
SCALE:	1:50 @ A3	DRAWN: KMD	CHECKED: RJW
DWG NO:	1902–LB4.2–61	REV: A	DATE: 07.05.20

NOTES:
1. Scaled dimensions must not be taken from this drawing.
2. This drawing must be read in conjunction with all relevant drawings, documents and information prepared by the Architects, other Consultants and Specialists .
3. Any discrepancy on this drawing must be referred to the Architects and clarification obtained before any action by others and prior to commencement of works.
4. All dimensions must be checked on site before any action by others and prior to commencement of work or the preparation of Specialists drawings.
5. The copyright of this drawing remains with the Architect.
6. If in doubt ask!

REV.	DESCRIPTION.	DATE.	INITIAL.
A	ED04 changed to french doors	27.09.23	RJW

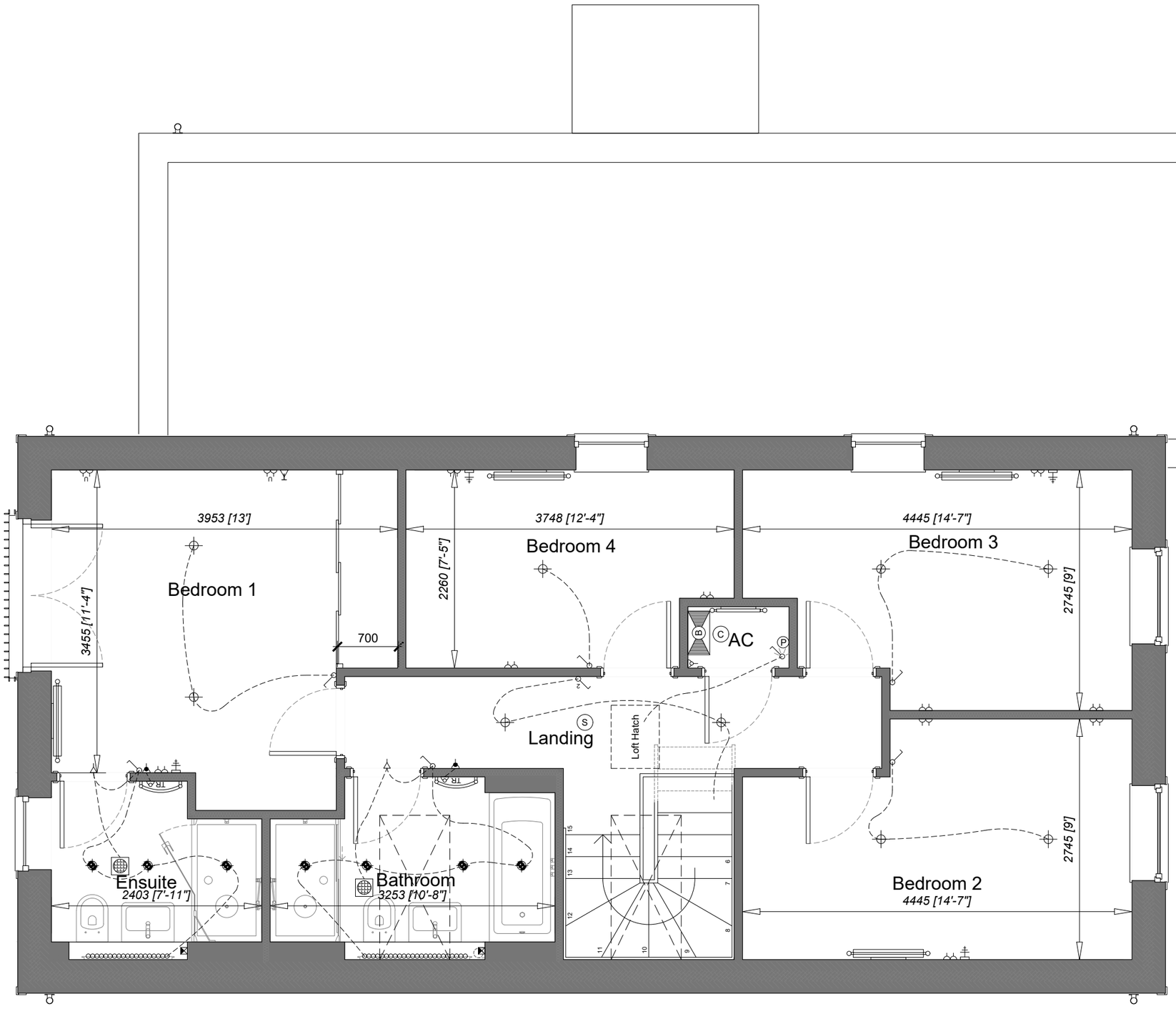

Electrical Key (Private)

- 13amp double switched socket - 1050mm above FFL
- 13amp double switched socket - 450mm above FFL
- 13amp double switched socket with double USB ports- 450mm above FFL
- Grid switch - 1050mm above FFL. - Washing machine, dishwasher, fridge/freezer, cooker hood, hob.
- Cooker switch
- Cable outlet for appliance - Behind appliance.
- Switched fused spur outlet for appliance
- Switched fused connection with indicator light.
- Isolator switch
- Shaver socket - 1200mm above FFL
- Door bell sounder
- Door bell push
- TV aerial outlet
- Openreach socket
- Cat 6 socket
- Consumer unit
- One way light switch
- Two way light switch
- Three way light switch
- One way light switch with indicator light.
- Recessed spot light
- Ceiling rose pendant light.
- Batten light holder.
- IP65 rated ceiling fitting.
- Indirect LED strip light.
- Wall mounted exterior light fitting with PIR.
- Room Thermostat
- Programmable thermostat
- (S) Smoke Detector / Sounder- Interlinked - Battery back up
- (H) Heat Detector / Sounder- Interlinked - Battery back up
- (C) Carbon monoxide Detector / Sounder- Interlinked - Battery back up
- (P) Boiler programmer
- Ceiling mounted extract fan. - WC = 6 l/s. - Bathroom = 15 l/s. Kitchen = 30 l/s (adj to hob) 60 l/s elsewhere. - Utility = 30 l/s.
- Wall mounted extract fan. - WC = 6 l/s. - Bathroom = 15 l/s. Kitchen = 30 l/s (adj to hob) 60 l/s elsewhere. - Utility = 30 l/s.
- Telephone point

- Radiator - Indicative position. To be sized by M&E designer / contractor in conjunction with SAP assessor.
- (TR) Towel Radiator - connected to heating circuit and to have electrical heating element. Allow for remote switch outside of bath / shower room at 450mm above FFL.
- (B) Boiler

DRAWING PREPARED FOR:

BACKHOUSE

Issue: C14 Date: 09.10.23

ERIC COLE ARCHITECTURE

Eric Cole Ltd. Eagle Suite, The Wheelhouse, Bond's Mill, Stonehouse, Gloucestershire, GL10 3RF
T: +44 (0)1285 641234 E: mail@ericcole.co.uk W: www.ericcole.co.uk

ECL JOB NO – 19065

PROJECT:	BOREHAM MEAD, WARMINSTER				
DWG TITLE:	LB4.2 – FIRST FLOOR ELECTRICAL LAYOUT				
SCALE:	1:50 @ A3	DRAWN:	KMD	CHECKED:	RJW
DWG NO:	1902 – LB4.2 – 62	REV:	A	DATE:	07.05.20

NOTES:
1. Scaled dimensions must not be taken from this drawing.
2. This drawing must be read in conjunction with all relevant drawings, documents and information prepared by the Architects, other Consultants and Specialists .
3. Any discrepancy on this drawing must be referred to the Architects and clarification obtained before any action by others and prior to commencement of works.
4. All dimensions must be checked on site before any action by others and prior to commencement of work or the preparation of Specialists drawings.
5. The copyright of this drawing remains with the Architect.
6. If in doubt ask!

REV.	DESCRIPTION.	DATE.	INITIAL

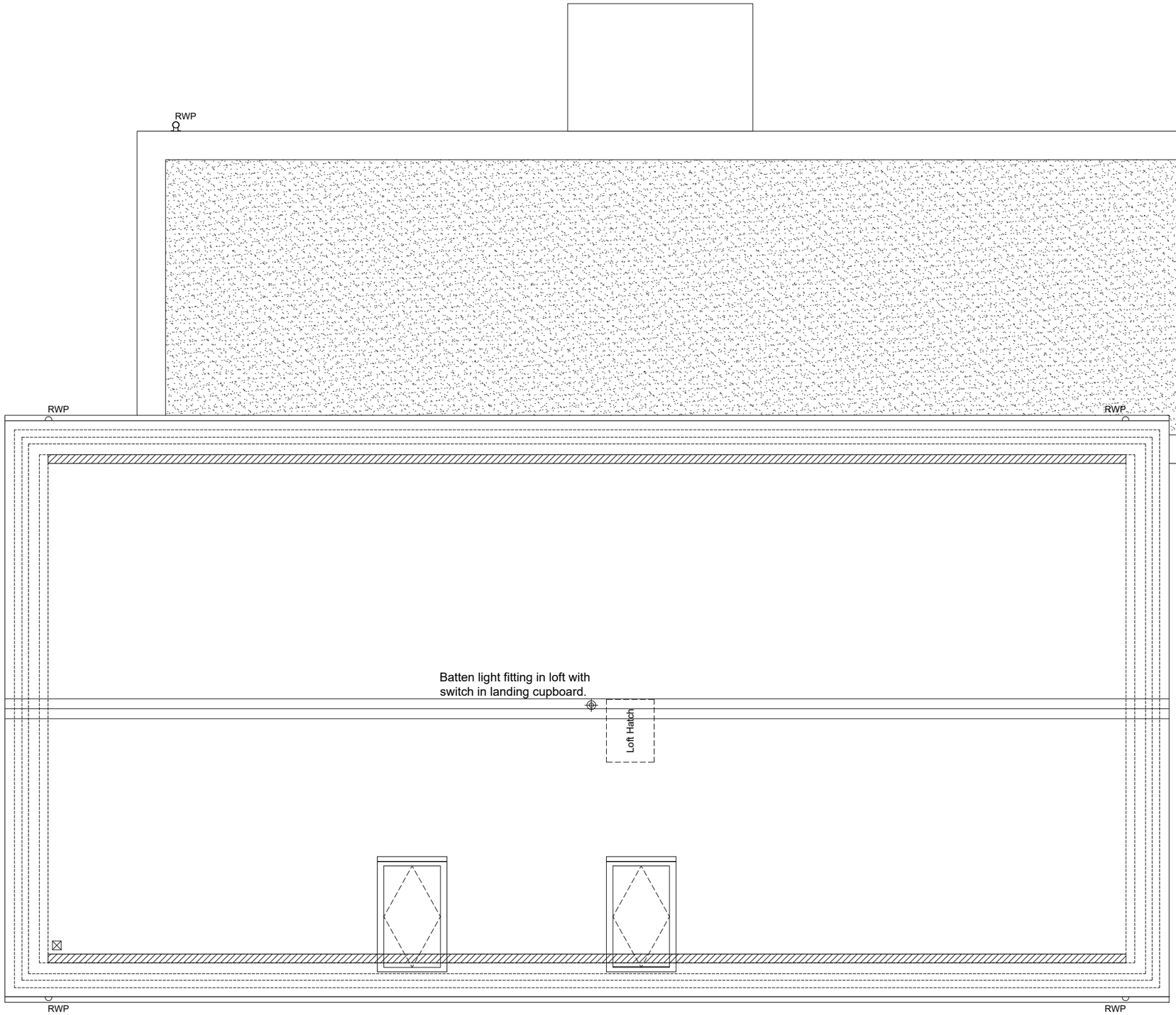

Electrical Key (Private)

Batten light holder.

DRAWING PREPARED FOR:

BACKHOUSE

Issue:
C14
Date: 09.10.23

ERIC COLE ARCHITECTURE

Eric Cole Ltd. Eagle Suite, The Wheelhouse, Bond's Mill,
Stonehouse, Gloucestershire, GL10 3RF
T: +44 (0)1285 641234 E: mail@ericcole.co.uk W: www.ericcole.co.uk

ECL JOB NO – 19065

PROJECT:	BOREHAM MEAD, WARMINSTER				
DWG TITLE:	LB4.2 – ROOF / LOFT ELECTRICAL LAYOUT				
SCALE:	1:50 @ A3	DRAWN:	KMD	CHECKED:	RJW
DWG NO:	1902 – LB4.2 – 63	REV:	–	DATE:	07.05.20

BACKHOUSE

Backhouse Housing Limited, Box House, Bath Road, Box, SN13 8AA



Boreham Mead

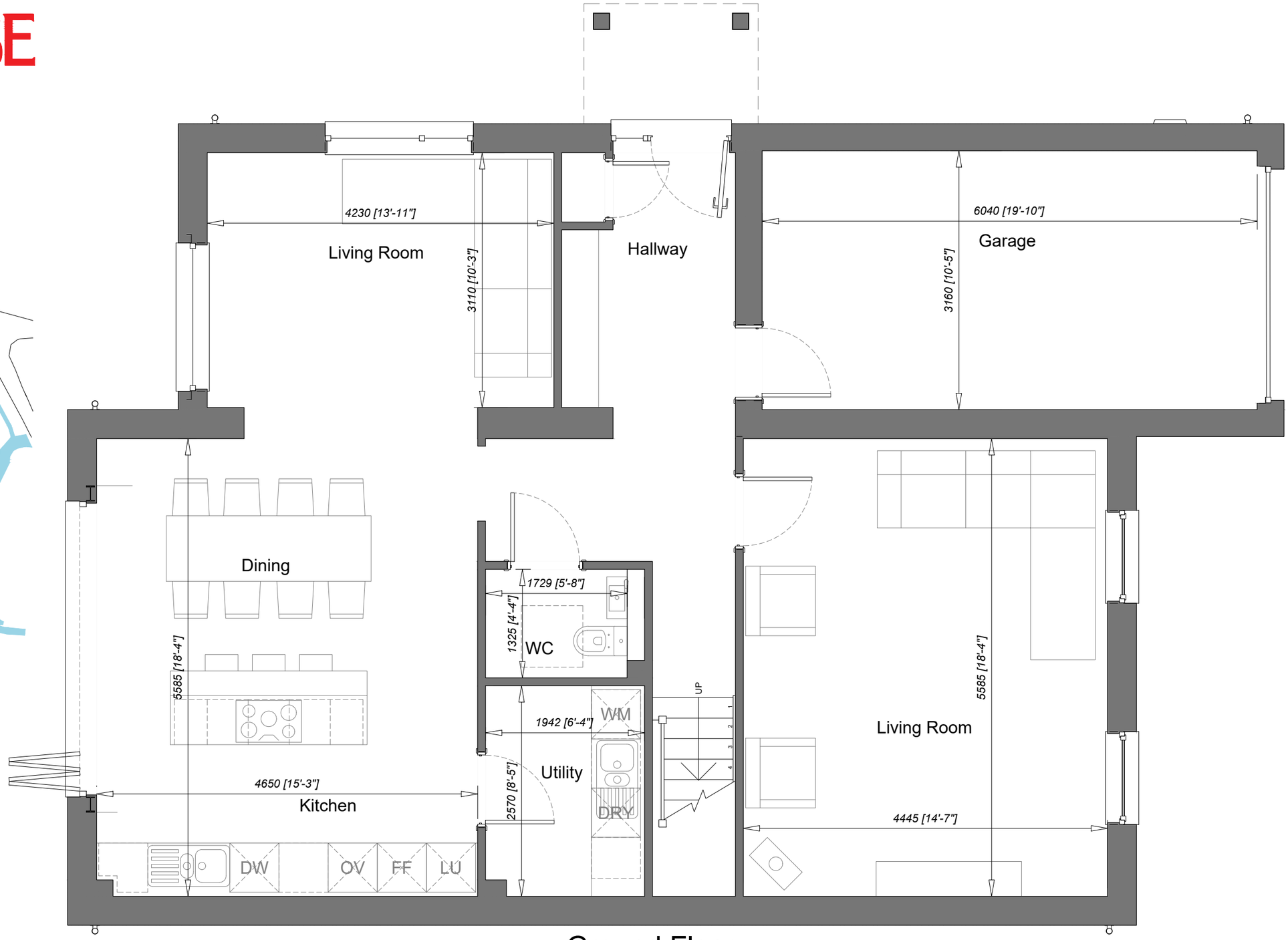

Ground Floor

DRAWINGS PRODUCED BY

ERIC COLE ARCHITECTURE

Eric Cole Ltd. Eagle Suite, The Wheelhouse, Bond's Mill,
Stonehouse, Gloucestershire, GL10 3RF
T: +44 (0)1285 641234 E: mail@ericcole.co.uk W: www.ericcole.co.uk

House Type LB4.1 - Floor Area = 160.1m^2

BACKHOUSE

Backhouse Housing Limited, Box House, Bath Road, Box, SN13 8AA



Boreham Mead

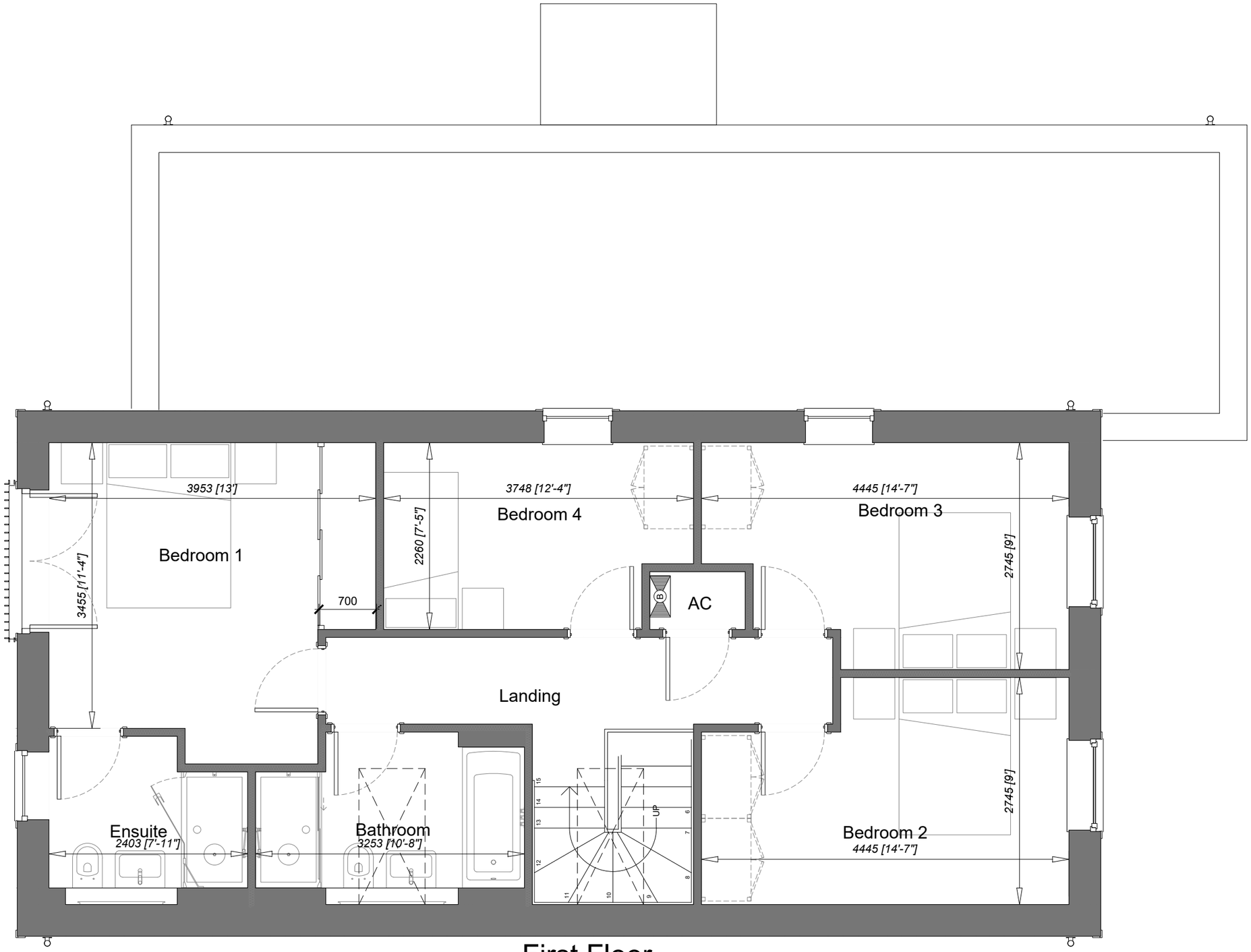

First Floor

DRAWINGS PRODUCED BY

ERIC COLE ARCHITECTURE

Eric Cole Ltd. Eagle Suite, The Wheelhouse, Bond's Mill,
Stonehouse, Gloucestershire, GL10 3RF
T: +44 (0)1285 641234 E: mail@ericcole.co.uk W: www.ericcole.co.uk

House Type LB4.1 - Floor Area = 160.1m^2