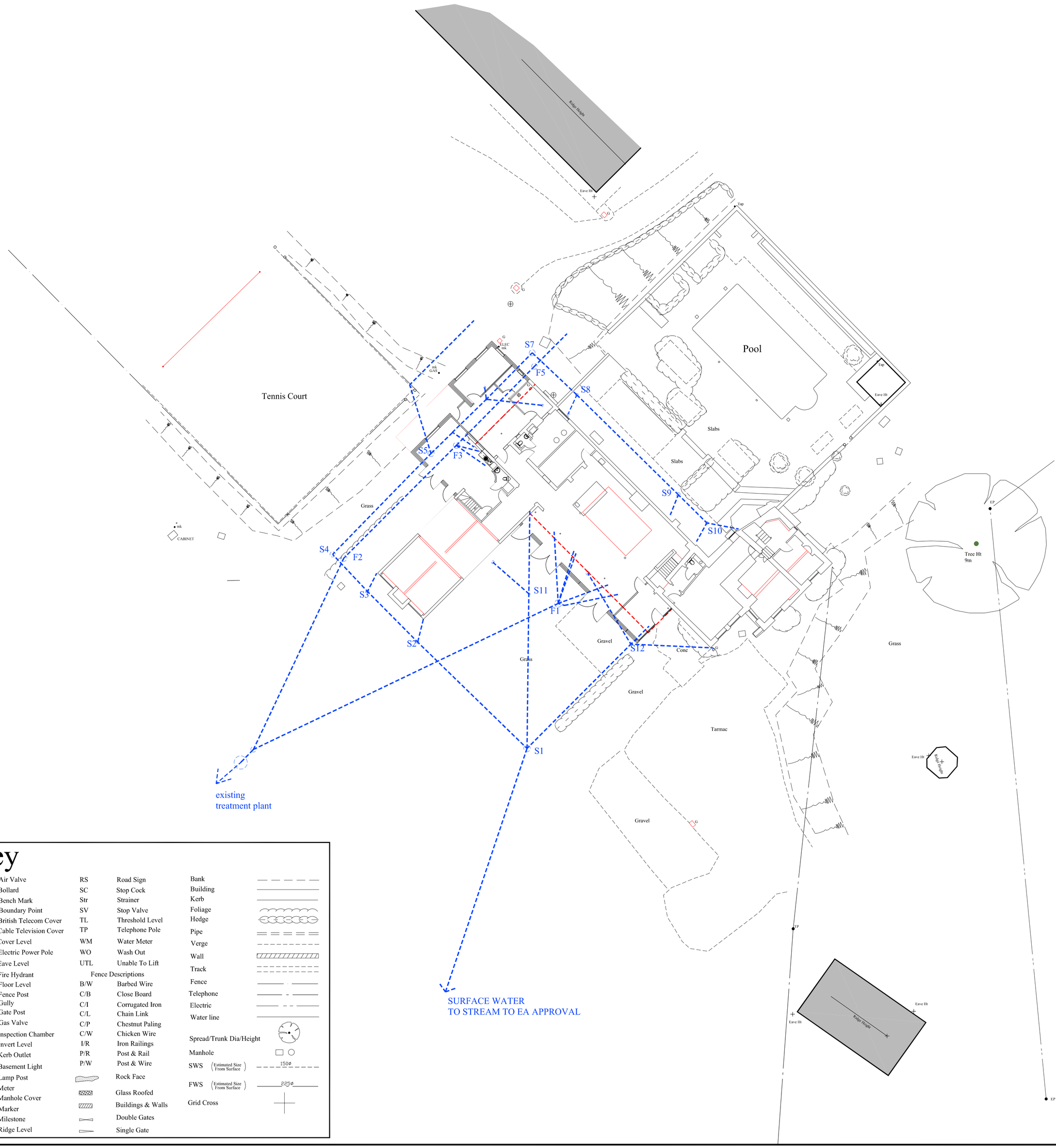

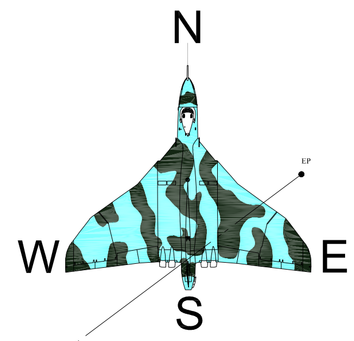

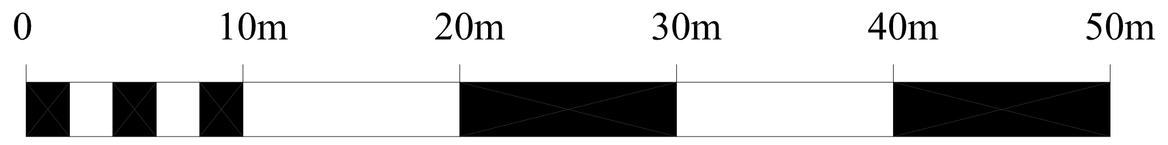

Scale 1 : 200

Key

AV	Air Valve
BL	Bollard
BM	Bench Mark
BP	Boundary Point
BT	British Telecom Cover
CATV	Cable Television Cover
CL	Cover Level
EP	Electric Power Pole
EV	Eave Level
FH	Fire Hydrant
FL	Floor Level
FP	Fence Post
G	Gully
GP	Gate Post
GV	Gas Valve
IC	Inspection Chamber
IL	Invert Level
KO	Kerb Outlet
LC	Basement Light
LP	Lamp Post
M	Meter
MH	Manhole Cover
MK	Marker
MS	Milestone
RG	Ridge Level
RS	Road Sign
SC	Stop Cock
Str	Strainer
SV	Stop Valve
TL	Threshold Level
TP	Telephone Pole
WM	Water Meter
WO	Wash Out
UTL	Unable To Lift

Fence Descriptions

B/W	Barbed Wire
C/B	Close Board
C/I	Corrugated Iron
C/L	Chain Link
C/P	Chestnut Paling
C/W	Chicken Wire
I/R	Iron Railings
P/R	Post & Rail
P/W	Post & Wire
	Rock Face
	Glass Roofed
	Buildings & Walls
	Double Gates
	Single Gate

Bank
Building
Kerb
Foliage
Hedge
Pipe
Verge
Wall
Track
Fence
Telephone
Electric
Water line
Spread/Trunk Dia/Height
Manhole
SWS (Estimated Size From Surface) 150ø
FWS (Estimated Size From Surface) 225ø
Grid Cross

29 Years

BDS Celebrating 29 Years 1993-2022

Building Design Surveys

(Building Design Surveys Ltd) www.bdscalne.com

Building Plans Drawn For Planning & Building Regulation Approval

NEW-BUILD . EXTENSIONS . REFURBISHMENT

C.A.D Design/Drafting	Architectural Services
Conveyance Plans	Building Surveys
Planning Consultants	Large format Printing & Scanning
3d Visualisation Plans	Photo Montage
Land & Building Surveying	3d Laser Scanning

The Studio . Milestone Cottage . 61 London Road . Calne
Wiltshire, SN11 0AA. Tel/Fax (01249) 816026
Email bds@pobox.com Mobile 07740 335693

Project Name:
Mill Farm
Stanton St Bernard

Drawing Title:
Topographic Survey
Proposed Block & Drainage Plan

Client:
Mrs Ginny Calkin

Date:	Scale:
October 2023	1:200 @ A1

Drawn	Checked	Dwg No	Rev
P.J-S	G.H	ProBlk-02	

Notes:
Survey Grid based on OS
Levels based on OSGM-15

© copyright to this drawing remains with BDS Ltd

Wessex Design Housing Member