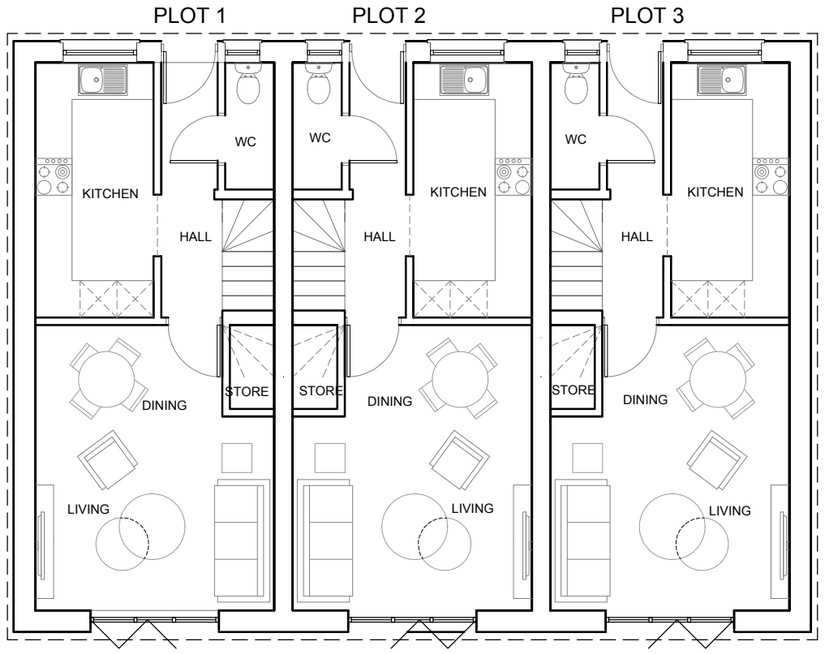

PROPOSED GROUND FLOOR PLAN - 1:100 @ A3

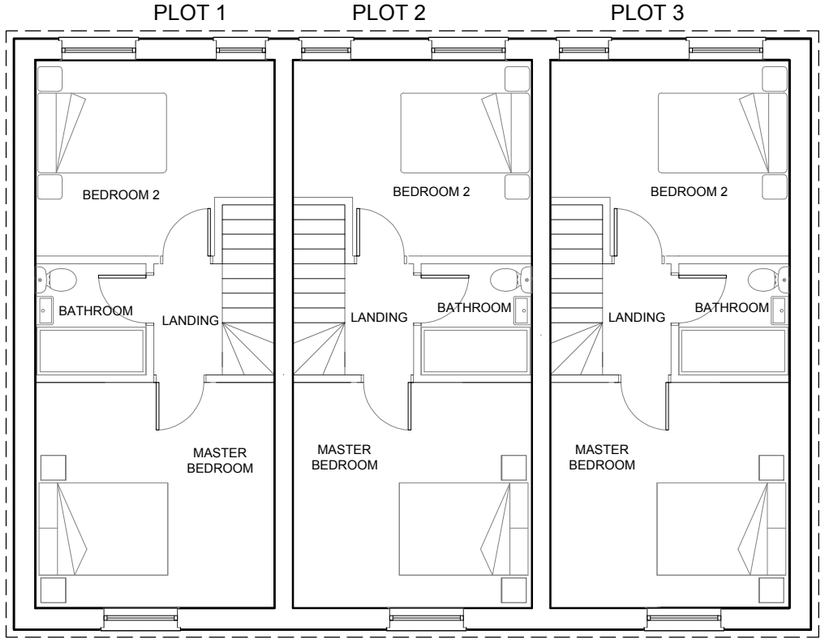

PROPOSED FIRST FLOOR PLAN - 1:100 @ A3

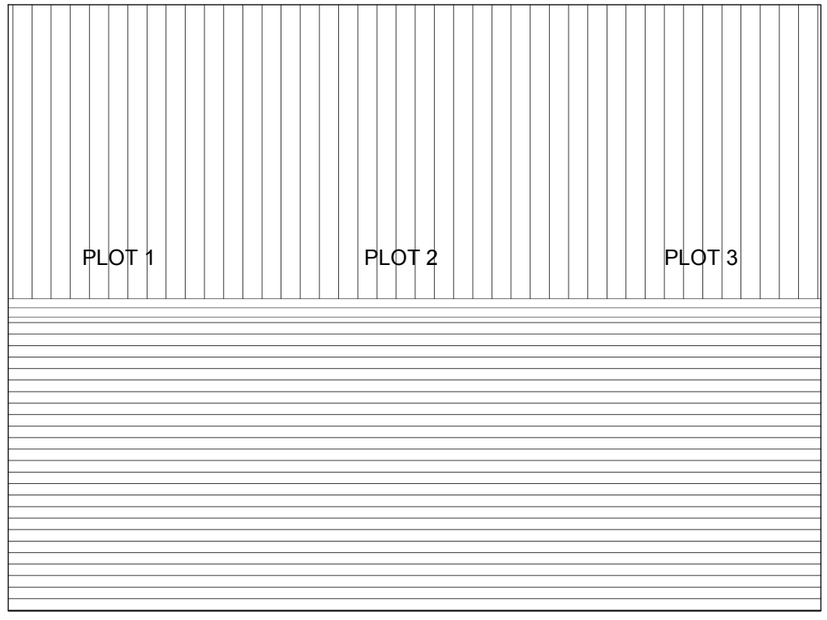

PROPOSED ROOF PLAN - 1:100 @ A3

Schedule of Accommodation

New Build Three Terrace Houses (Plots 1 / 2 & 3)

Plot 1	- 3 Bed	- 70sqm GIA
Plot 2	- 3 Bed	- 70sqm GIA
Plot 3 -	- 3 Bed	- 70sqm GIA

SCALE 1:100

0m 5 10

GENERAL NOTES:
This drawing is the property of JB Architectural Design Studio and must not be reproduced in part or whole or used for the execution of works without their permission.

All dimensions to be checked on site prior to commencement of any construction works and JB Architectural Design Studio notified of any discrepancy via the Supervising Officer.

Figured dimensions are to be used in preference to scaled dimensions. However for Planning purposes scaling is permitted.

No deviation from this drawing will be permitted without the express consent of JB Architectural Design Studio via the Supervising officer.

All works are to comply with the current edition of the Building Regulations and British Standards.

It is the contractors responsibility to check all dimensions and quantities on site prior submitting his tender for the works.

Construction Design and Management (CDM) REGULATIONS 2015, RISK ASSESSMENT.

M & E
Standards required - CIBSE, BAFE, NICEIC, Gas safe.
Dampers to ducting where required.
Fire stopping where required.
Light fittings to be Fire Rated where ceilings are fire separation.
Fire Officer Testing and Certificate.

BUILDING REGULATIONS
To Building regulation and British Standard. Requirements in all respects.
To Fire Officer requirements in all respects.
The Building Contractor must include for all works required by the M&E Contractors.

CLIENT
MR D LILLEY

PROJECT
59 KING STREET
MELKSHAM
WILTSHIRE
SN12 6HE

ISSUE
05.10.2023
RE-ISSUE

SCALE
AS SHOWN @A3

DRAWN BY: JBB

DESCRIPTION
Proposed Floor Plans

PROJECT NO.
23.01
10.01

A

CONCEPT | PLANNING | DRAFT | FINAL

JB architectural design studio
+44 (0) 333 090 1929
www.jbarchstudio.com
studio@jbarchstudio.com