Development Management, Economic Development and Planning,
County Hall, Bythesea Road, Trowbridge, BA14 8JN
Tel: 0300 456 0114 Email: developmentmangement@wiltshire.gov.uk

Wiltshire Council

Application for tree works: works to trees subject to a tree preservation order (TPO) and/or notification of proposed works to trees in a conservation area.

Town and Country Planning Act 1990

You can complete and submit this form electronically via the Planning Portal by visiting www.planningportal.gov.uk/apply

Publication of applications on planning authority websites

Please note that the information provided on this application form and in supporting documents may be published on the Authority's website. If you require any further clarification, please contact the Authority's planning department.

Please complete using block capitals and black ink.
You must use this form if you are applying for work to trees protected by a tree preservation order (TPO). (You may also use it to give notice of works to trees in a conservation area).
It is important that you read the accompanying guidance notes before filling in the form. Without the correct information, your application / notice cannot proceed.

1. Applicant Name and Address

Title:	MR
First name:	IVAN
Last name:	SMITH. MRICS.
Company (optional):	Sir EDWARD HEATH CHARITABLE TRUST
Unit:	
House number:	59.
House suffix:	
House name:	ARUNDELLS.
Address 1:	THE CLOSE.
Address 2:	SALISBURY.
Address 3:	
Town:	
County:	WILTSHIRE
Country:	
Postcode:	SP1 2EN

2. Agent Name and Address

Title:	MR
First name:	CHRISTOPHER
Last name:	WHITE NDH ~~ARBORY~~ HORT
Company (optional):	CHRIS WHITE PROFESSIONAL GARDEN
Unit:	
House number:	37
House suffix:	
House name:	.
Address 1:	POTTERS WAY.
Address 2:	LAVERSTOCK
Address 3:	
Town:	SALISBURY
County:	WILTSHIRE
Country:	
Postcode:	SP1 1PX

3. Trees Location

If all trees stand at the address shown in Question 1, go to Question 4. Otherwise, please provide the full address/location of the site where the tree(s) stand (including full postcode where available)

Unit: | House number: | House suffix:

House name:

Address 1:

Address 2:

Address 3:

Town:

County:

Postcode (if known):

If the location is unclear or there is not a full postal address, either describe as clearly as possible where it is (for example, 'Land to the rear of 12 to 18 High Street' or 'Woodland adjoining Elm Road') or provide an Ordnance Survey grid reference:

Description:

4. Trees Ownership

Is the applicant the owner of the tree(s): ☑ Yes ☐ No

If 'No' please provide the address of the owner (if known and if different from the trees location)

Title: | First name:

Last name:

Company (optional):

Unit: | House number: | House suffix:

House name:

Address 1:

Address 2:

Address 3:

Town:

County:

Country:

Postcode:

Telephone numbers

Country code: | National number: | Extension number:

Country code: | Mobile number (optional):

Country code: | Fax number (optional):

Email address (optional):

5. What Are You Applying For?

Are you seeking consent for works to tree(s) subject to a TPO? ☐ Yes ☑ No

Are you wishing to carry out works to tree(s) in a conservation area? ☑ Yes ☐ No

6. Tree Preservation Order Details

If you know which TPO protects the tree(s), enter its title or number below.

7. Identification of Tree(s) And Description of Works

Please identify the tree(s) and provide a full and clear specification of the works you want to carry out. Continue on a separate sheet if necessary. You might find it useful to contact an arborist (tree surgeon) for help with defining appropriate work. Where trees are protected by a TPO, please number them as shown in the First Schedule to the TPO where this is available. Use the same numbers on your sketch plan (see guidance notes).

Please provide the following information below: tree species (and the number used on the sketch plan) and description of works. Where trees are protected by a TPO you must also provide reasons for the work and, where trees are being felled, please give your proposals for planting replacement trees (including quantity, species, position and size) or reasons for not wanting to replant.

E.g. Oak (T3) - fell because of excessive shading and low amenity value. Replant with 1 standard ash in the same place.

T1. ROBINIA FRISIA – REMOVE LIMB OVERHANGING INTO ADJOINING PROPERY.
– 30% CROWN REDUCTION.

T2 ACER BRILLIATISIMA – 30% CROWN REDUCTON THINNING DEAD WOOD

7. Identification of Tree(s) And Description of Works continued ...

T3. FELL POPLAR IN WALLED GARDEN - SELF SOWN.

T4 FELL DEAD TREE.

8. Trees - Additional Information

Additional information may be attached to electronic communications or provided separately in paper format.

For all trees
A sketch plan clearly showing the position of trees listed in Question 7 must be provided when applying for works to trees covered by a TPO. A sketch plan is also advised when notifying the LPA of works to trees in a conservation area (see guidance notes). It would also be helpful if you provided details of any advice given on site by an LPA officer.

For works to trees covered by a TPO
Please indicate whether the reasons for carrying out the proposed works include any of the following. If so, your application must be accompanied by the necessary evidence to support your proposals. (See guidance notes for further details)

1. **Condition of the tree(s)** - e.g. it is diseased or you have fears that it might break or fall: ☑ Yes ☐ No
   If YES, you are required to provide written arboricultural advice or other diagnostic information from an appropriate expert.

2. **Alleged damage to property** - e.g. subsidence or damage to drains or drives. ☐ Yes ☑ No
   If YES, you are required to provide for:

   Subsidence
   A report by an engineer or surveyor, to include a description of damage, vegetation, monitoring data, soil, roots and repair proposals. Also a report from an arboriculturist to support the tree work proposals.

   Other structural damage (e.g. drains, walls and hard surfaces)
   Written technical evidence from an appropriate expert, including description of damage and possible solutions.

Documents and plans (for any tree)
Are you providing separate information (e.g. an additional schedule of work for Question 7)? ☑ Yes ☐ No

If YES, please provide the reference numbers of plans, documents, professional reports, photographs etc. in support of your application. If they are being provided separately from this form, please detail how they are being submitted.

9. Authority Employee / Member

With respect to the Authority, I am:

(a) a member of staff (c) related to a member of staff
(b) an elected member (d) related to an elected member

Do any of these statements apply to you?

☐ Yes ☑ No

If Yes, please provide details of the name, relationship and role

10. Application For Tree Works - Checklist

Only one copy of the application form and additional information (Question 8) is required. Please use the guidance and this checklist to make sure that this form has been completed correctly and that all relevant information is submitted. Please note that failure to supply precise and detailed information may result in your application being rejected or delayed. You do not need to fill out this section, but it may help you to submit a valid form.

Sketch Plan

- A sketch plan showing the location of all trees (see Question 8) ☑

For all trees
(see Question 7)

- Clear identification of the trees concerned ☑
- A full and clear specification of the works to be carried out ☑

For works to trees protected by a TPO
(see Question 7)

Have you:

- stated reasons for the proposed works? ☑
- provided evidence in support of the stated reasons? in particular:
  - if your reasons relate to the condition of the tree(s) - written evidence from an appropriate expert ☑
  - if you are alleging subsidence damage - a report by an appropriate engineer or surveyor and one from an arboriculturist. ☐
  - in respect of other structural damage - written technical evidence ☐
- included all other information listed in Question 8? ☑

11. Declaration - Trees

I/we hereby apply for planning permission/consent as described in this form and the accompanying plans/drawings and additional information. I/we confirm that, to the best of my/our knowledge, any facts stated are true and accurate and any opinions given are the genuine opinions of the person(s) giving them.

[redacted]

Date (DD/MM/YYYY):

20. 09. 2023 (This date must not be before the date of sending or hand-delivery of the form)

12. Applicant Contact Details

Telephone numbers

Country code: [redacted] Extension number:

Country code:

Country code: Fax number (optional):

Email address (optional):

13. Agent Contact Details

Telephone numbers

Country code: National number: Extension number:

Country code: Mobile number (optional): 07711 870 345

Country code: Fax number (optional):

Email address (optional): CWGardening@aol.com

Electronic communication - If you submit this form by e-mail the LPA may communicate with you in the same manner.
(Please see guidance notes)

ARUNDELLS. TREE APPLICATION SKETCH 20.9.23.

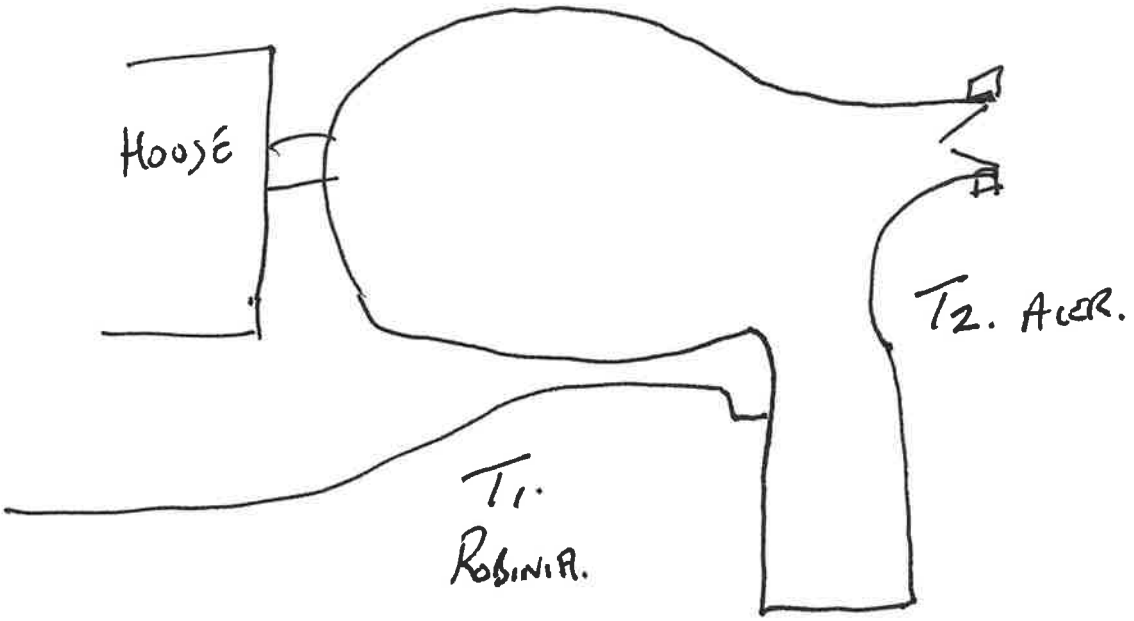

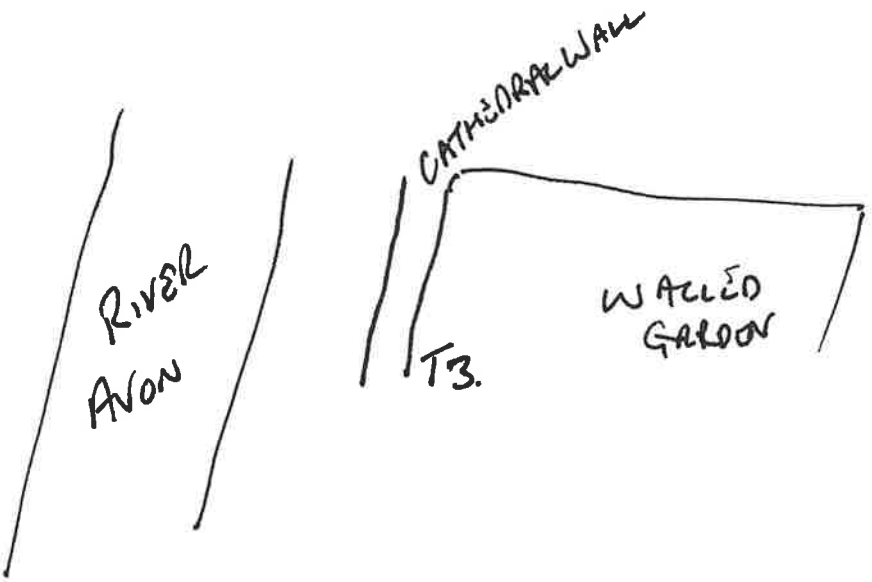

ARUNDELLS SPI ZEN 20.9.23

ARUNDELLS TREES – SP1 2EN. 20.9.23.

Area: Left hand side of garden facing house	
Tree: Robinia tree T1.	Work Description: Removal of two laterals on the left-hand side of the tree. Removal of one lateral on the right-hand side to balance the canopy. Reference: Pictures 1 and 2
Tree: Front Acers x2 T2	Work Description: No action required.
Tree: Conifer	Work Description: No action required.
Tree: Storm Damaged Yew	Work Description: No action required. Safe distance from house
Tree: Judas tree	Work Description: No action required. Small amount of rot at the bottom of the tree
Tree: Twin Yews	Work Description: No action required.
Tree: Magnolia by terrace	Work Description: No work required. Take recommendation from builder in relation of the tree and terrace. Do not remove any roots as this will unbalance the tree and make it susceptible to strong winds.

ARUNDELLS SP1 2EW 20.9.23

Area: Left hand side of garden facing house	
Tree: Great white Prunus	Work Description: Reduce canopy Picture 3
Tree: Blushing bride Sogetsu	Work Description: No action required.
Tree: Small Prunus	Work Description: No action required.
Tree: Acer palmatome	Work Description: No action required.
Tree: Purple Maple	Work Description: Dead wood. No permission need from council to dead wood a tree
Tree: Cherry	Work Description: No action required.
Tree: Pink Robinia	Work Description: No action required.
Tree: Robinia	Work Description: No action required.

Area: Back of the garden	
Tree: Cherry by wall	Work Description: No action required.
Tree: Poplar tree	Work Description: No action required.
Tree: Walnut tree	Work Description: No action required.
Tree: Yew	Work Description: No action required.
Tree: Conifer	Work Description: No action required.
Tree: Black Mulberry	Work Description: No action required.
Tree: Triple stem Silver Birch	Work Description: No action required. Future work: Re-cable stems further up the tree.

ARUNDELS SP1 2EW 20.9.23

Area: Walled Garden	
Tree: Beech Tree	Work Description: No action required.
Tree: Self-seeded poplar 13.	Work Description: Remove tree. The root system of the tree could potentially undermine the foundation due to its proximity to the original wall.
Area: Right side garden	
Tree: Yew Tree	Work Description: No action required.
Tree: Knptimimia	Work Description: No action required.
Tree: Blue spruce	Work Description: No action required.
Tree: Medla	Work Description: No action required.
Tree Conifer	Work Description: No action required.

Tree: Acer	Work Description: Animal damage at the base of the tree. No work required. Recommend monitoring the tree to see if more damage occurs Picture 4
Tree: Yew	Work Description: No action required.
Area: Middle Border	
Tree: Liquid amber	Work Description: No action required.
Tree: Arbutus	Work Description: No action required.
Tree: Tulip tree	Work Description: No action required.
Tree: Magnolia	Work Description: No action required.
Tree: Handkerchief Tree	Work Description: No action required.

ARUNDELLS SP1 2EN 20.9.23



Figure 1 Lateral limb removal



Figure 2 Canopy balance

BRUNDELL SPIZEN 20.9.23



Figure 3 Canopy reduction

13.



Figure 4 Poplar removal

ARUNDELLS SPIZEN 20.9.23



Figure 5 Animal damage

T4



Figure 6 Further animal damage

T4

ARUNDELL SP1 2EN 20.9.23