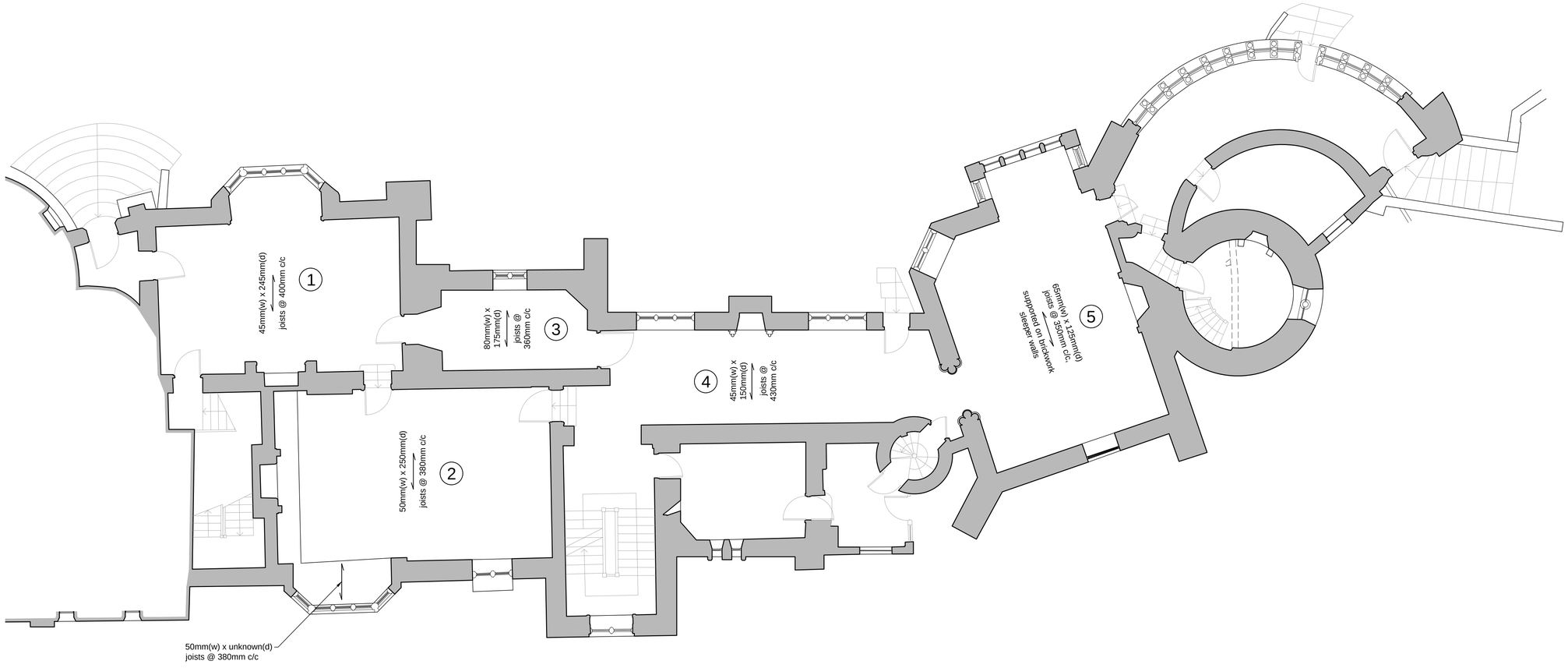

Ground Floor Plan

Scale - 1:75@A1

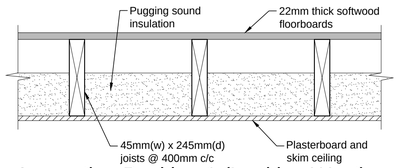

Inspection Position 1 (Looking West)

Scale - 1:10@A1

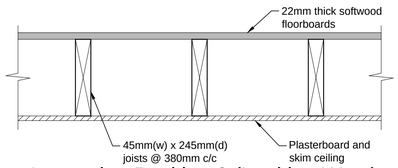

Inspection Position 2 (Looking West)

Scale - 1:10@A1

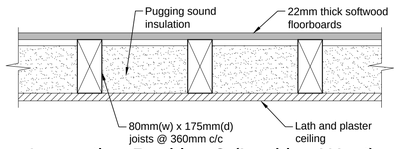

Inspection Position 3 (Looking West)

Scale - 1:10@A1

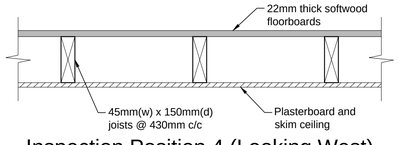

Inspection Position 4 (Looking West)

Scale - 1:10@A1

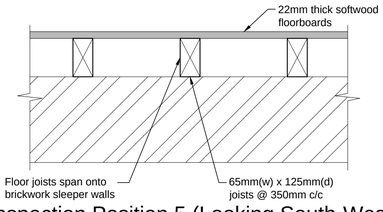

Inspection Position 5 (Looking South-West)

Scale - 1:10@A1



Scale Bar - 1:75



Scale Bar - 1:10

Notes:

A

N

Rev	Description	Date	By	Ckd
P3	Scale bar added to drawing	24/08/23	HJR	
P2	Drawing title updated	10/02/23	CGHM	

Drawing Status: INFORMATION

FRANK W. HAYWOOD
AND ASSOCIATES
CONSULTING STRUCTURAL ENGINEERS

OXFORD TERRACE
13 ALLESLEY OLD ROAD
COVENTRY
CV5 8BU

Tel: 02476 678921
Fax: 02476 711721
E-mail: fwh@fwhaywood.co.uk

Client:

Architect: Scott and Twine Architects and Interior Designers

Job Title: Devizes Castle

Drawing Title: Existing Ground Floor Plan

Scale:	Size:	Drawn by:	Checked by:	Date:
1:75,10	A1	HJR	CGHM	09/12/22

Job No.	Drawing No.	Revision:
12444	06	P3