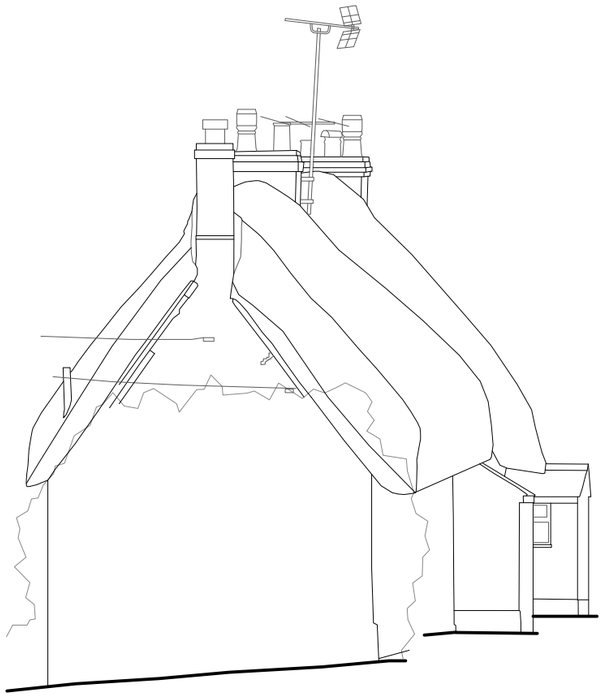

House Side Elevation (north)



House Side Elevation (south)

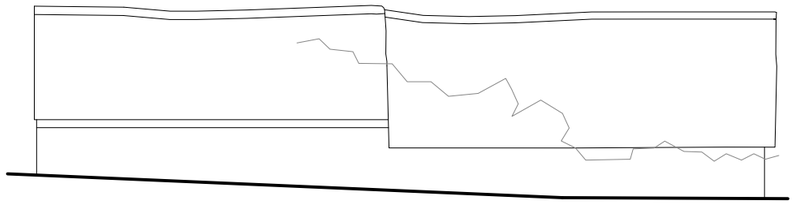

Garage Rear Elevation

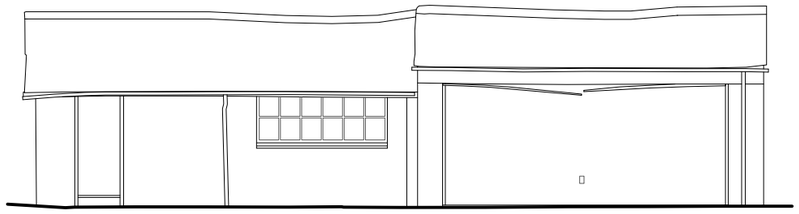

Garage Front Elevation

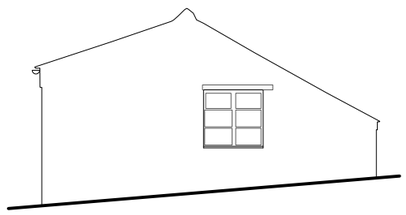

Garage Side Elevation (north)

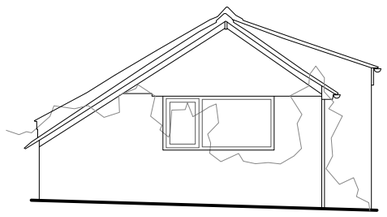

Garage Side Elevation (south)

0 5 10 M

1:100

PLANNING & LISTED BUILDING CONSENT Notes

A. All Drawings to be read in conjunction with supporting Design & Heritage Statement
B. Do not scale from this drawing use figured dimensions only. All dimensions are to be checked on site.
C. Contractor to report any discrepancies, drawing errors and omissions to Chalk Architects immediately
D. All structural elements to Structural Engineer's details and specifications
E. All work subject to Listed Building Consents & Planning Approval including conditions issued by Local Planning Authority
F. All work to comply with guidance within relevant UK Building Regulations Approved Documents
G. All work subject to the Party Wall Act etc 1996.

Key to existing materials on the cottage:

Walls:	Predominantly red brick and timber frame (with Knapped flint and chalk stone sections to front wall)
Roof:	Thatch
Windows:	Painted timber with some leaded lights
Chimneys:	Brick with buff and terracotta chimney pots

Key to existing materials on the garage:

Walls:	Painted blockwork
Roof:	Double roman clay tiles
Windows:	Painted timber

Revision: Date: Reason:

RS3 - PLANNING & LBC

Apple Tree Cottage [SN8 3SR] **22-07-E15**

Existing Elevations

Scale:	Paper size:	Date:	Drawn by:	Checked by
1:100	A3	05/09/2023	AM	JM

Chalk.

Chartered Practice No.20035647 www.chalkarchitects.co.uk hello@chalkarchitects.co.uk © 2023. All Rights Reserved