NOTES:
1. Drawings based on survey by others and photographs.
2. Elements to be dismantled in **red**.

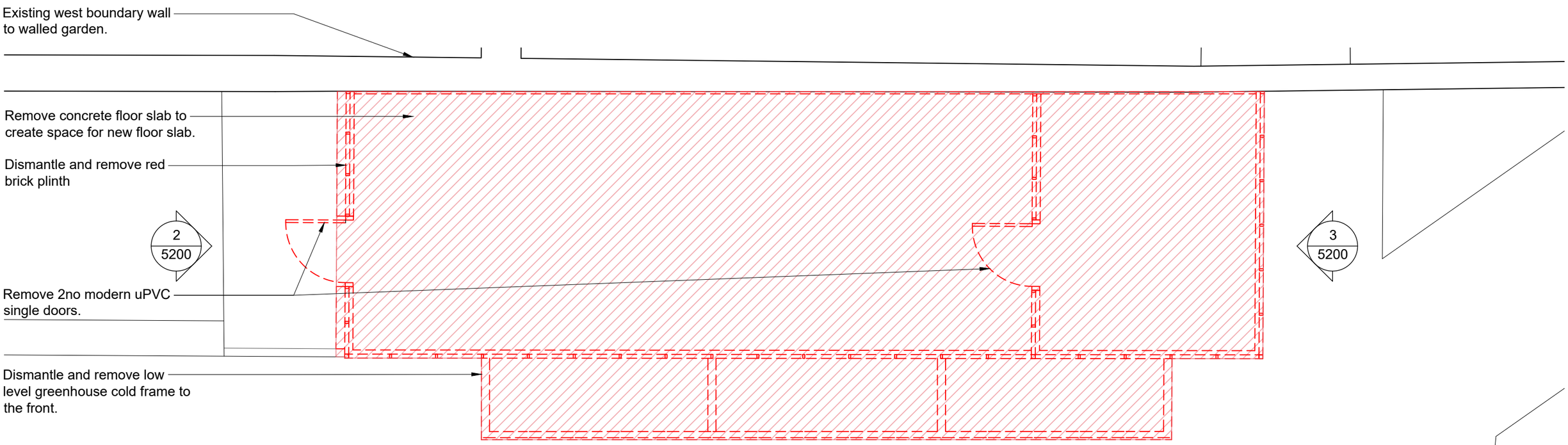

1 / 5000 DISMANTLING OF 1990s GREENHOUSE - GROUND FLOOR PLAN
1:50

1 / 5200

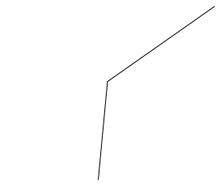

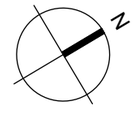

0 0.5 1 2.5
Scale 1:50 m

Purpose of Issue:
FOR_PLANNING

Notes
1. Any dwg format drawing is to be read in conjunction with and at the scale of the accompanying pdf.
2. Where colours other than black or grey are used, the drawing must be plotted in colour.
3. For status 'C' (Construction) drawings all dimensions are to be checked on site by the contractor, scaling is for Local Authority purposes only.
4. Unless otherwise indicated, all dimensions are in millimeters.
5. All information on this drawing is to be read in conjunction with the relevant Donald Insall Associates specification and trade contractors' drawings and information by specialists.
6. In the event of any discrepancy, please contact us immediately.
7. This drawing may contain survey information by others and is to be used solely for the purposes for which it was issued.
8. These are uncontrolled documents issued for information purposes only. If you have any queries regarding the drawings, please contact DIA immediately.
9. Please note DIA cannot be held responsible for any errors arising from changes made to an uncontrolled dwg file.

© 2023 DONALD INSALL ASSOCIATES LTD

Drawing Status
F Feasibility
S Sketch Design
P Planning
B Building Control
D Design Development
M Measurement
T Tender
C Construction
R Record

Rev	Date	Dwn	Auth	Revision
2	04-09-23	SXD	RMD	Planning Issue.
1	04-09-23	SXD	RMD	Issue for Comment. Annotation to cold frame & drawing titles revised.
0	24-07-23	SXD	RMD	Planning Issue

Donald Insall Associates
Chartered Architects and Historic Building Consultants
2 Queen's Parade
Bath BA1 2NJ
(+44) 01225 469 898
bath@insall-architects.co.uk

STOCKTON HOUSE GREENHOUSE

Dismantling of 1990s Greenhouse Ground Floor Plan

Project	No	
STOCK.05	5000	
Scale (A3)	Status	Revision
1: 50	3P	2