Development Management, Economic Development and Planning,
County Hall, Bythesea Road, Trowbridge, BA14 8JN
Tel: 0300 456 0114 Email: developmentmangement@wiltshire.gov.uk

Wiltshire Council

Application for tree works: works to trees subject to a tree preservation order (TPO) and/or notification of proposed works to trees in a conservation area.

Town and Country Planning Act 1990

You can complete and submit this form electronically via the Planning Portal by visiting www.planningportal.gov.uk/apply

Publication of applications on planning authority websites

Please note that the information provided on this application form and in supporting documents may be published on the Authority's website. If you require any further clarification, please contact the Authority's planning department.

Please complete using block capitals and black ink.
You must use this form if you are applying for work to trees protected by a tree preservation order (TPO). (You may also use it to give notice of works to trees in a conservation area).
It is important that you read the accompanying guidance notes before filling in the form. Without the correct information, your application / notice cannot proceed.

1. Applicant Name and Address

Title:	MR	First name:	DAVID		
Last name:	COUZENS				
Company (optional):					
Unit:		House number:	4	House suffix:	
House name:	OAK HOUSE				
Address 1:	OAKWOOD DRIVE				
Address 2:					
Address 3:					
Town:	MELKSHAM				
County:	WILTSHIRE				
Country:	ENGLAND				
Postcode:	SN12 7NN				

2. Agent Name and Address

Title:		First name:			
Last name:					
Company (optional):					
Unit:		House number:		House suffix:	
House name:					
Address 1:					
Address 2:					
Address 3:					
Town:					
County:					
Country:					
Postcode:					

3. Trees Location

If all trees stand at the address shown in Question 1, go to Question 4. Otherwise, please provide the full address/location of the site where the tree(s) stand (including full postcode where available)

Unit:		House number:	4	House suffix:	
House name:	OAK HOUSE				
Address 1:	OAKWOOD DRIVE				
Address 2:					
Address 3:					
Town:	MELKSHAM				
County:	WILTSHIRE				
Postcode (if known):	SN12 7NN				

If the location is unclear or there is not a full postal address, either describe as clearly as possible where it is (for example, 'Land to the rear of 12 to 18 High Street' or 'Woodland adjoining Elm Road') or provide an Ordnance Survey grid reference:

Description:

4. Trees Ownership

Is the applicant the owner of the tree(s): ☑ Yes ☐ No

If 'No' please provide the address of the owner (if known and if different from the trees location)

Title:		First name:			
Last name:					
Company (optional):					
Unit:		House number:		House suffix:	
House name:					
Address 1:					
Address 2:					
Address 3:					
Town:					
County:					
Country:					
Postcode:					

Telephone numbers

Country code:	National number:	Extension number:

Country code:	Mobile number (optional):

Country code:	Fax number (optional):

Email address (optional):

5. What Are You Applying For?

Are you seeking consent for works to tree(s) subject to a TPO? ☐ Yes ☒ No

Are you wishing to carry out works to tree(s) in a conservation area? ☑ Yes ☐ No

6. Tree Preservation Order Details

If you know which TPO protects the tree(s), enter its title or number below.

7. Identification of Tree(s) And Description of Works

Please identify the tree(s) and provide a full and clear specification of the works you want to carry out. Continue on a separate sheet if necessary. You might find it useful to contact an arborist (tree surgeon) for help with defining appropriate work. Where trees are protected by a TPO, please number them as shown in the First Schedule to the TPO where this is available. Use the same numbers on your sketch plan (see guidance notes).

Please provide the following information below: tree species (and the number used on the sketch plan) and description of works. Where trees are protected by a TPO you must also provide reasons for the work and, where trees are being felled, please give your proposals for planting replacement trees (including quantity, species, position and size) or reasons for not wanting to replant.

E.g. Oak (T3) - fell because of excessive shading and low amenity value. Replant with 1 standard ash in the same place.

PRUNUS

3 PURPLE LEAFED PRUNUS (LOCATION P1. P2 AND P3 ON PLAN ONE) RECROWNING INVOLVING CROWN REDUCTION AND THINNING TO MINIMISE SAIL EFFECT AND PRESERVE LIFE OF ELDERLY TREES

7. Identification of Tree(s) And Description of Works continued ...

FAGUS SYLVATICUS DAWYK PURPLE

1 FAGUS SYLVATICUS DAWYK PURPLE. TO BEGIN ONGOING SHAPING AND PRUNING OF YOUNG SPECIMEN TREE TO SUIT RESTRICTED LOCATION

FOR BOTH SEE ATTACHED DIAGRAMS PHOTOS AND NARRATIVE

DCC/4 OAKWOOD DRIVE/AUG 23: PLAN 1, PLAN 2, PHOTOGRAPHS AND NARRATIVE

8. Trees - Additional Information

Additional information may be attached to electronic communications or provided separately in paper format.

For all trees
A sketch plan clearly showing the position of trees listed in Question 7 must be provided when applying for works to trees covered by a TPO. A sketch plan is also advised when notifying the LPA of works to trees in a conservation area (see guidance notes). It would also be helpful if you provided details of any advice given on site by an LPA officer.

For works to trees covered by a TPO NOT APPLICABLE
Please indicate whether the reasons for carrying out the proposed works include any of the following. If so, your application must be accompanied by the necessary evidence to support your proposals. (See guidance notes for further details)

1. **Condition of the tree(s)** - e.g. it is diseased or you have fears that it might break or fall: ☐ Yes ☐ No
   If YES, you are required to provide written arboricultural advice or other diagnostic information from an appropriate expert.

2. **Alleged damage to property** - e.g. subsidence or damage to drains or drives. ☐ Yes ☐ No
   If YES, you are required to provide for:

   Subsidence
   A report by an engineer or surveyor, to include a description of damage, vegetation, monitoring data, soil, roots and repair proposals. Also a report from an arboriculturist to support the tree work proposals.

   Other structural damage (e.g. drains, walls and hard surfaces)
   Written technical evidence from an appropriate expert, including description of damage and possible solutions.

Documents and plans (for any tree)
Are you providing separate information (e.g. an additional schedule of work for Question 7)? ☑ Yes ☐ No

If YES, please provide the reference numbers of plans, documents, professional reports, photographs etc. in support of your application. If they are being provided separately from this form, please detail how they are being submitted.

SEE DOCUMENTS SHEDULE ABOVE

9. Authority Employee / Member

With respect to the Authority, I am:

(a) a member of staff
(b) an elected member
(c) related to a member of staff
(d) related to an elected member

Do any of these statements apply to you?

☐ Yes ☒ No

If Yes, please provide details of the name, relationship and role

10. Application For Tree Works - Checklist

Only one copy of the application form and additional information (Question 8) is required. Please use the guidance and this checklist to make sure that this form has been completed correctly and that all relevant information is submitted. Please note that failure to supply precise and detailed information may result in your application being rejected or delayed. You do not need to fill out this section, but it may help you to submit a valid form.

Sketch Plan

- A sketch plan showing the location of all trees (see Question 8) ☑

For all trees
(see Question 7)

- Clear identification of the trees concerned ☑
- A full and clear specification of the works to be carried out ☑

For works to trees protected by a TPO
(see Question 7)

NOT APPLICABLE

Have you:

- stated reasons for the proposed works? ☐
- provided evidence in support of the stated reasons? in particular:
  - if your reasons relate to the condition of the tree(s) - written evidence from an appropriate expert ☐
  - if you are alleging subsidence damage - a report by an appropriate engineer or surveyor and one from an arboriculturist. ☐
  - in respect of other structural damage - written technical evidence ☐
- included all other information listed in Question 8? ☐

11. Declaration - Trees

I/we hereby apply for planning permission/consent as described in this form and the accompanying plans/drawings and additional information. I/we confirm that, to the best of my/our knowledge, any facts stated are true and accurate and any opinions given are the genuine opinions of the person(s) giving them.

Signed - Appl[redacted]

Or signed - Agent:

Date (DD/MM/YYYY): 28 AUGUST 2023

(This date must not be before the date of sending or hand-delivery of the form)

12. Applicant Contact Details

Telephone numbers

Country code: [redacted] National number: [redacted] Extension number:

Country code: [redacted]

Country code: Fax number (optional):

Email address (optional): [redacted]

13. Agent Contact Details

Telephone numbers

Country code: National number: Extension number:

Country code: Mobile number (optional):

Country code: Fax number (optional):

Email address (optional):

Electronic communication - If you submit this form by e-mail the LPA may communicate with you in the same manner.
(Please see guidance notes)

Reference: DCC/4 OAKWOOD DRIVE/AUG23 PLAN 1

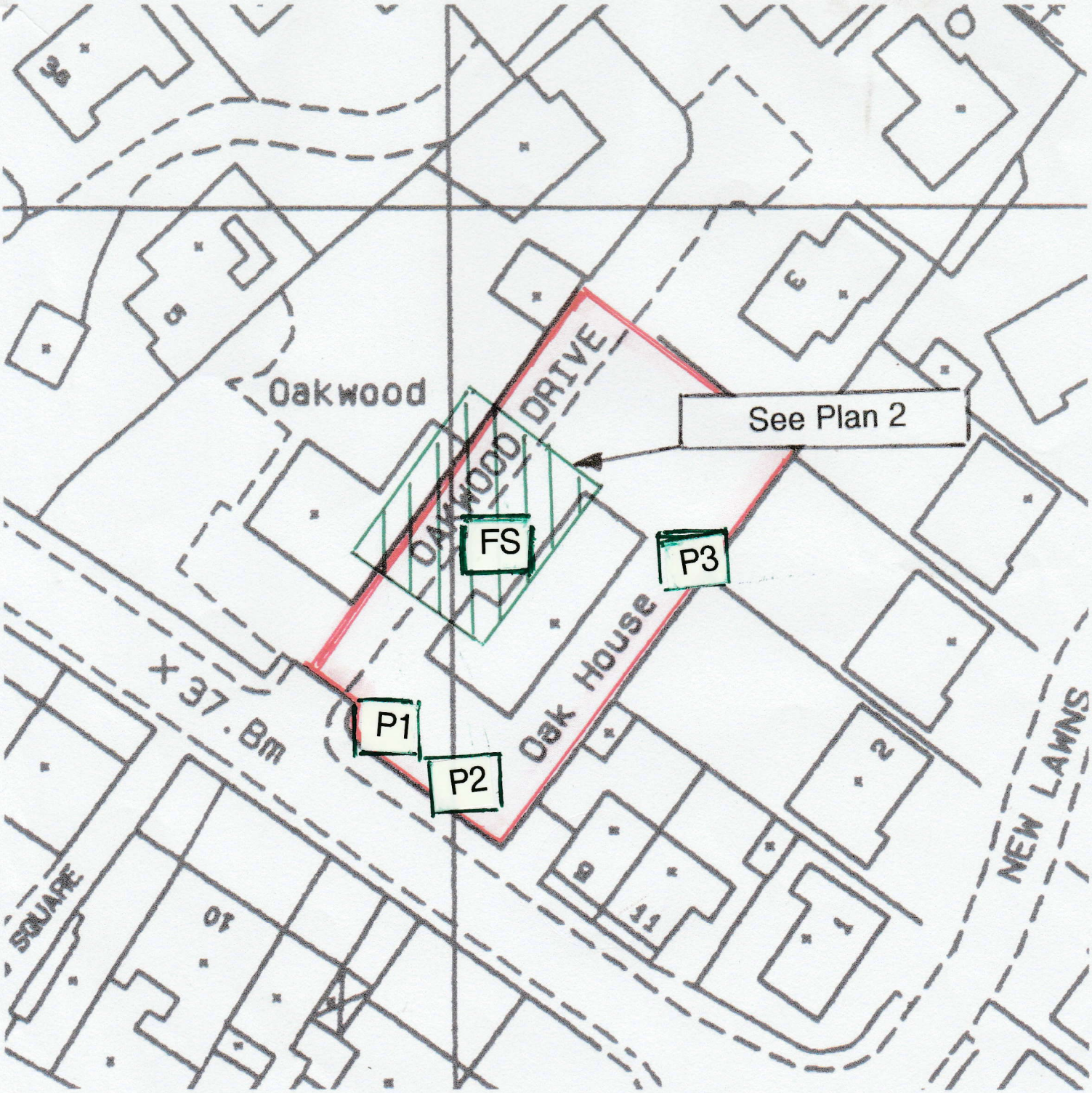

PLAN 1

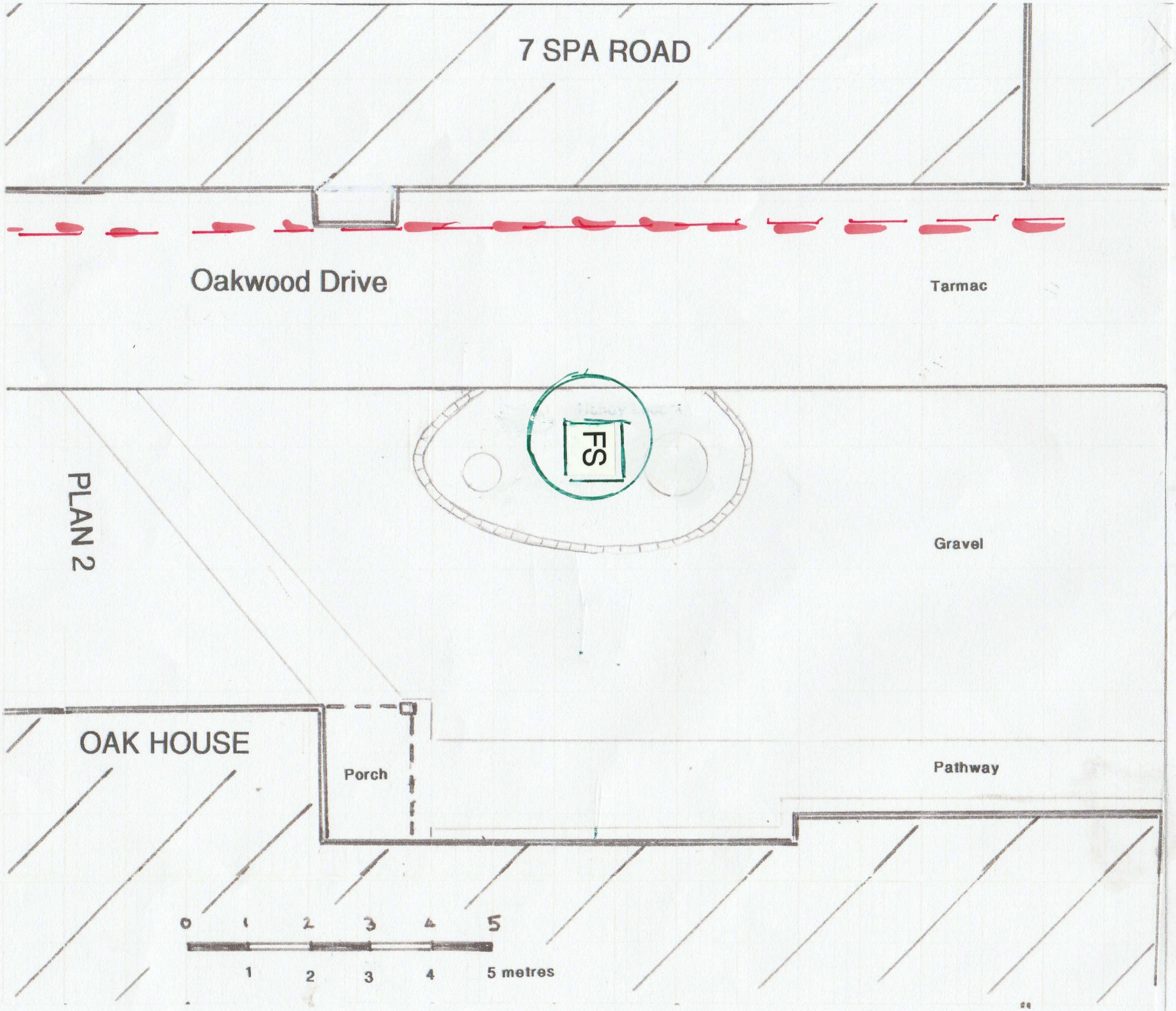

Reference: DCC/4 OAKWOOD DRIVE/AUG23 PLAN 2

Reference: DCC/4 OAKWOOD DRIVE/AUG23 PHOTOGRAPHS



Prunus (P1 street view) along Spa Road partially obscuring road sign.



FS Dawyk Purple. View along Oakwood Drive showing restricted access space



Prunus P1 showing top heavy and misshapen canopy



Prunus P2 showing top heavy and misshapen canopy, through which passes BT telephone line

Identification of Trees and Description of Works

Additional Narrative to Section 7 relating to 4 Oakwood Drive, Melksham

The trees concerned are on the property of Oak House (see Plans 1 and 2)) and comprise three Prunus shown and P1.P2 and P3 (of unknown variety) and one Fagus Sylvatica Dawyk Purple shown as FS.

The work intended is quite different for the 2 different types of trees and is consistent with their respective ages.

PRUNUS

Two (P1 and P2) of the 3 dark leaved Prunus are situated along the Spa Road frontage of Oak House. There is another prunus on the adjacent frontage of Oakwood (7 Spa Road), where there is also a situated a mature Copper Beech. We are therefore very mindful of what our 2 trees offer to the landscape of Spa Road.

The 3rd Prunus that is covered by this application (P3) is to the side and rear of our house and is not visible from Spa Road.

We have owned 4 Oakwood Drive since 1999, and as far as we can ascertain, the history of these 3 Prunus trees is linked to that of Oakwood (7 Spa Road) in the grounds of which our house was erected in 1989. Originally Oakwood was a private dwelling, and it is likely that these were planted with the intention to be ornamental trees within a private garden, and we know now from our researches of local history that these trees were already well established before the outbreak of WW2. Post war, on the erection of a new property "New Lawns" a little further along Spa Road, Oakwood ceased to be a private residence and for many years was the Avon Rubber Training Centre. During this time it seems certain that these trees were not appropriately maintained to keep them to a size suitable for their location. At some unknown date some quite severe reductions were made and these very crudely pollarded trees were then allowed to once again grow away, with some further reductions taking place during the mid to late 1980s when the 4 properties and the access driveway that now forms Oakwood Drive were constructed, with our house, No 4, being the last to be completed in 1989.

We undertook work to regain canopy shape in 2001 comprising Crown thinning, pruning and removal of deadwood from these trees (as per W/00/01898/TCA), and since then have

undertaken only light pruning eg to remove drooping branches over the pavement or those obscuring the road sign.

Now however, these trees (which are in the region of 90+ years old) are starting to enter the later stages of their life span and inspection this summer by an Arborist has confirmed decay in the bowl within the trunk area adjacent to where all main branches are supported. We understand this can be a common feature in pollarded trees. His recommendation was that significant canopy reduction is necessary to reduce the very high likelihood of structural damage that would result from the sail effect in strong winds from the canopy size now present. This would entail Crown height reduction, Crown thinning and deadwood removal along with stripping out on P1 and P2 of dead Ivy overgrowth (left over from earlier work we have had carried out to remove the ivy roots).

Our aim would be to regain the same overall shape of both crowns, (see photographs showing current misshapen canopies) by re-crowning, leaving a matched pair of mature trees along Spa Road, and similarly for the 3rd tree, P3. This would result in tree heights of between 4.5/5m high and canopy span in the order of 2.5/3m.This level of reduction should, we are advised offer the best chance for each of these trees to continue the later stages their life with much reduced risk of structural damage. But as ever the precise timber to be removed will depend on the conditions found as the work is undertaken.

The work now intended is thus:

(a) Re Crown the 3 trees

and

(b) Ongoing trimming as required to maintain canopies in good order.

FAGUS SYLVATICA DAWYK PURPLE

This fastigiated tree was planted in February 2015 as per 14/03656/TCA. It is sited alongside the only access to all the 4 properties in Oakwood Drive. Oakwood Drive is a private, tarmac surfaced driveway which is nominally 10 feet (3 metres) wide, but the usable width, for higher sided vehicles, is constrained further by a first floor bay window which projects out approximately 1 metre from 7 Spa Road. (see Plan 2 and photographs)

Hence this tree has been selected specifically for its growth characteristics making it suitable for narrow sites such as this. In selecting this particular tree we took specialist advice initially from Hilliers on both the constraints of the site (see Plan 2), and of the need of which we are mindful, to complement the 3 dark leaved Prunus along the Spa Road frontage.

The actual tree was sourced from Majestic Trees who provided further advice as to its longer term husbandry. This was to allow it to become established and at around the 8 to 10 year period – depending upon its rate of growth to trim the main stem to achieve the required height and trim the other branches to the required column shape before any became over large and then to continue an ongoing trimming akin to a Beech Hedge to create a single specimen tree in harmony with the site constraints of its setting.

We have now reached that point and intend that the final height will be in the region of 6 to 7 metres (around eaves level of the adjacent properties) and the diameter between 2 and 2.5 metres (to maintain adequate clearance for vehicular access).

We believe the investment we made in renewing the planting on this site has provided added amenity to the neighbourhood for many years to come. However, from the outset we recognised that this tree will require ongoing attention.

The work now intended is thus:

(a) immediate shaping of the tree.

and

(b) ongoing trimming as required (as would be required of a Beech hedge) to maintain these dimensions.

Finally, have made all our neighbours in Oakwood Drive aware of these proposals

[redacted]

D C COUZENS

28August 2023