

FRONT ELEVATION

Scale 1:100

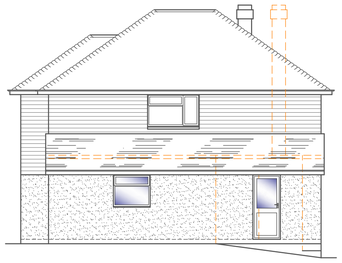

SIDE ELEVATION

Scale 1:100



REAR ELEVATION

Scale 1:100



SIDE ELEVATION

Scale 1:100



1. K-Rend



2. Flush Fitting
Casement Windows



3. Clay Tiles



4. Cedar cladding

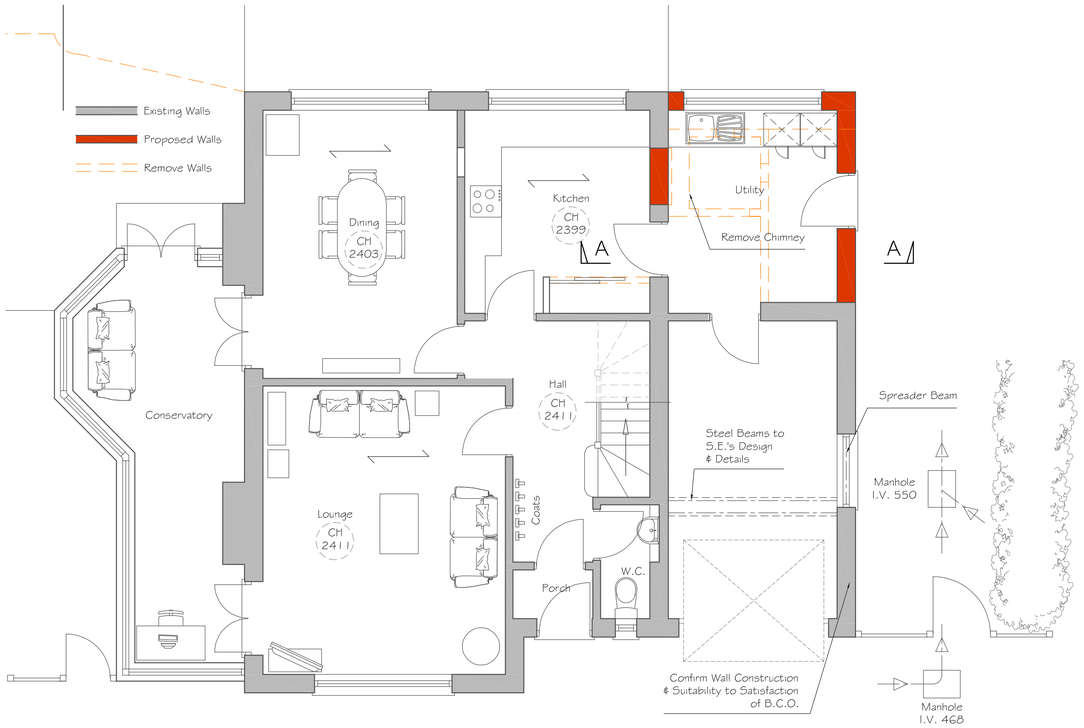

GROUND FLOOR PLAN

Scale 1:50

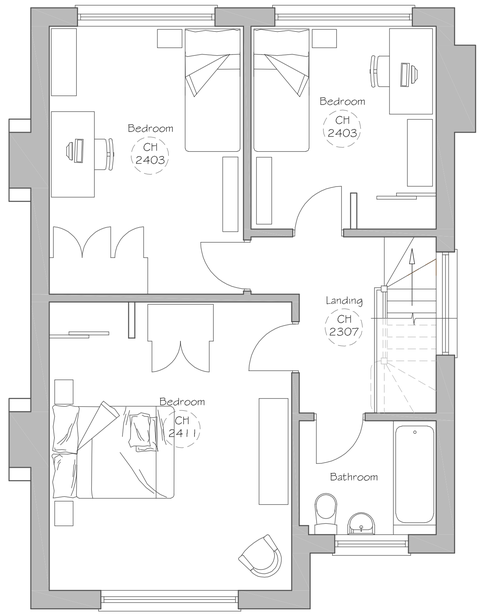

FIRST FLOOR PLAN

Scale 1:50

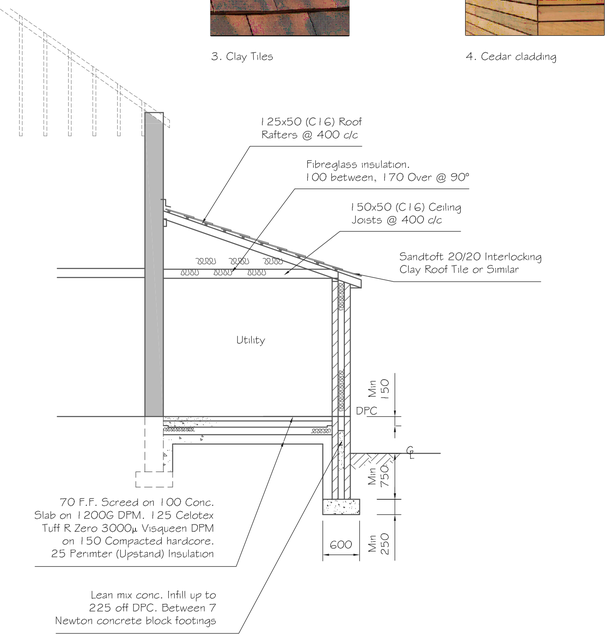

* Provide Ventilation to Airbricks Where Necessary

** Foundation design subject to ground conditions and subject to approval by building control body

SECTION A-A

Scale 1:50

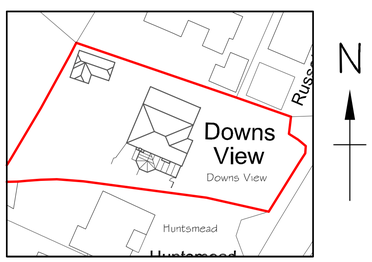

BLOCK PLAN

Scale 1:500

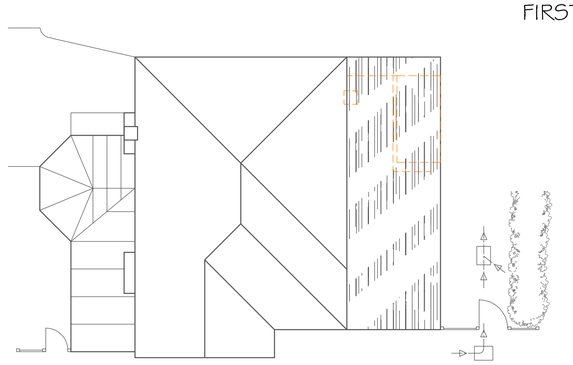

ROOF PLAN

Scale 1:100

1:20 [m] 0 0.5 1.0

1:50 [m] 0 0.5 1.0 1.5 2.0 2.5

1:100 [m] 0 1 2 3 4 5

1:200 [m] 0 5 10

1:500 [m] 0 5 10 15 20 25

1:1250 [m] 0 20 40 60

Alex Dawson
www.addraughting.co.uk
alex@addraughting.co.uk
01672 511412
07791 341698

59 Barrow Close
Marlborough
Wiltshire
SN8 2BE

AD DRAUGHTING
ARCHITECTURAL SERVICES

Client

MR & MRS FRASER

Job Title

EXTENSION AT:
DOWNSVIEW,
OGBOURNE ST GEORGE,
MARLBOROUGH,
WILTSHIRE,
SN8 1SQ.

Drawing Title

PROPOSED ELEVATIONS AND PLANS

Scale AS SHOWN

Date 29/03/2023 Drawn AD

Drawing No. 974-02 Rev D

841 x 594 A1