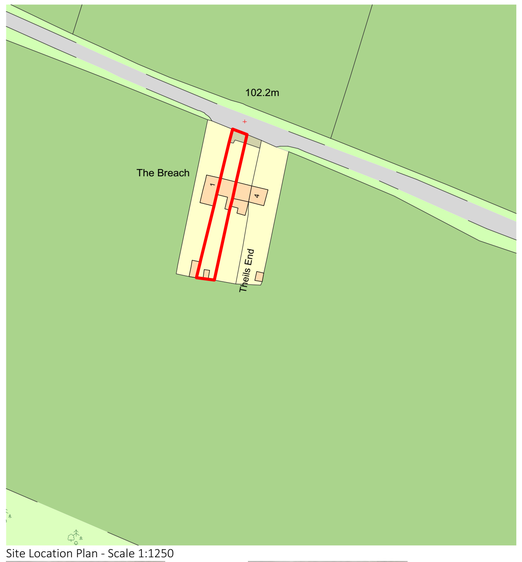

Site Location Plan - Scale 1:1250

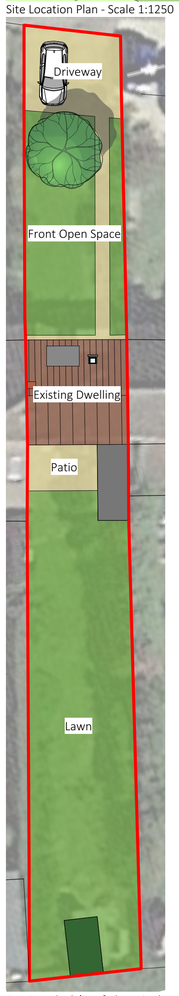

Existing Block/Roof Plan - Scale 1:200

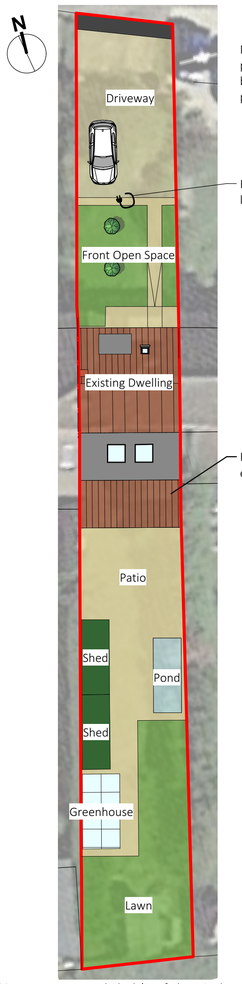

NOTE - Permeable surface to parking areas. Acco installed between public road and parking.

Bollard vehicle charging point location.

Proposed single storey rear extension.

Proposed Block/Roof Plan - Scale 1:200



Existing North (Front) Elevation - Scale 1:100

Existing South (Rear) Elevation - Scale 1:100

Existing East (Side) Elevation - Scale 1:100

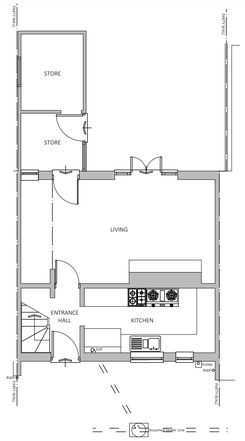

Existing Ground Floor Plan - Scale 1:100

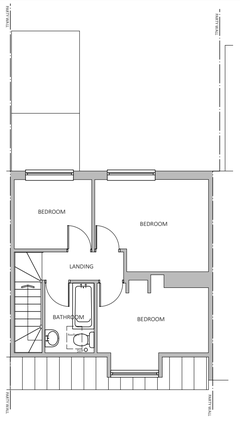

Existing First Floor Plan - Scale 1:100

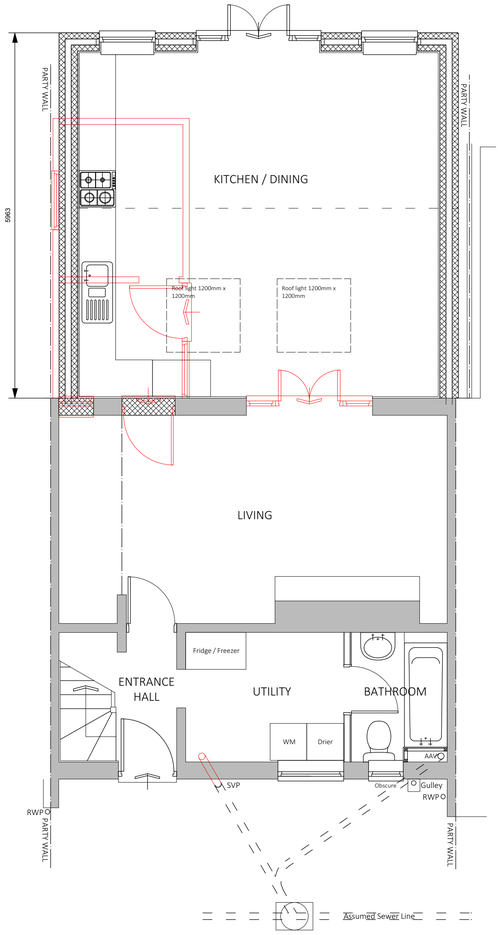

Proposed Ground Floor Plan - Scale 1:50

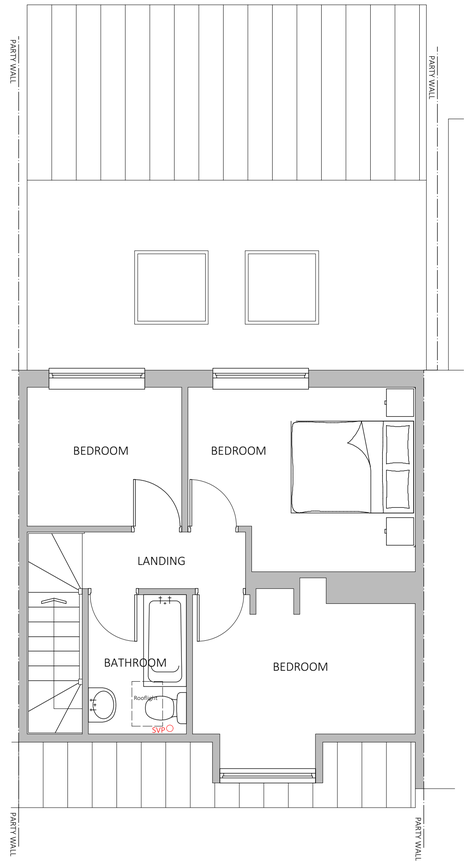

Proposed First Floor Plan - Scale 1:50



Proposed North (Front) Elevation - Scale 1:100

Proposed South (Rear) Elevation - Scale 1:100

Proposed East (Side) Elevation - Scale 1:100

Proposed materials

Walls



Cement render painted to match existing dwelling.

Doors & Windows



White uPVC double glazed units.

Roof



Redland Regent brown roof tiles to pitched roofs. EDPM to rear extension flat roof.
White uPVC rainwater goods, soffits and fascias.

Planting



Low level planting to front of dwelling.

Hard landscaping



South Cerny gravel to parking area.



Tarmacadam to altered driveway.

Notes

* These drawings are for planning & building regulations approval only.

* Any works carried out prior to the necessary approvals being granted are carried out at the clients own risk.

* These drawings are copyright and their use or reproduction without the written permission of Poulsom Architectural Design and Planning Services is prohibited.

* Party Wall - where work involves alterations to a party wall or works close to a boundary, it is the owners responsibility to comply with the necessary notices etc. required by the Party Wall Act. 1996. Notices to be served at least two months before work commences.

* General Notes - the contractor must comply in all respects with current building regulations & relevant building standards & practice whether specifically stated on this drawing or not.

* Before the start of work all site measurements, angles & levels must be checked by the contractor in the event of any inaccuracies on this drawing no liability or responsibility will be accepted once work has started.

* Only the materials on this drawing are to be used. Any substitutions must be of a similar quality & standard as that stated. All materials are to be used in accordance with manufactures instructions unless otherwise directed.

* All construction projects large and small are subject to the CDM Regulations (2015). If the development will be for a domestic Client or less than 30 days in duration then the responsibility for Health and Safety is then passed onto the Main Contractor. In all cases the Client may devolve the responsibility to a CDM Planning Supervisor, who will act on the Clients behalf. Please refer to Panning Supervisor for advice.

* Before starting work you need to check if any asbestos is present, in Commercial properties there should be a plan/register - Ask to see it. You need to check that the plan covers the area of the building that you will be working in and if you are doing refurbishment work that it includes a survey that tells you what types of asbestos is present and its condition. If there is no Register or survey or the report is not clear - Do not start work.

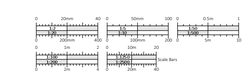

do not scale this drawing. check all dimensions on site. this drawing is only to be used on the site for which designed all materials specified are subject to confirmation on site prior to works commencing. figured dimensions and levels to be used. any inaccuracies must be notified to Poulsom Architectural Design and Planning Services. detail drawings and large scale drawings take precedence over smaller drawings.

this drawings is copyright ©

PRELIMINARY		TENDER	
PLANNING	✓	CONSTRUCTION	

Poulsom
Architectural Design and Planning Services
Telephone - 07769 728671
enquiries@poulsom.co.uk

Revision Description
Rev.A 08.06.23 Rear extension finished material amended to render.
Rev.B 13.08.23 Solar panels removed from drawing.

Drawing No. 271/201 Rev. b

Client Name -	Mr & Mrs Lockett	Scale -	1:50, 1:100, 1:200 & 1:1250 @ A1
Site -	2 The Breech, Compton Bassett, Wiltshire	Date -	April 2023
Drawing Title -	Existing and proposed rear extension drawings	Drawn -	RP