PROPOSED CAR PORT ELEVATIONS
Scale 1 : 100

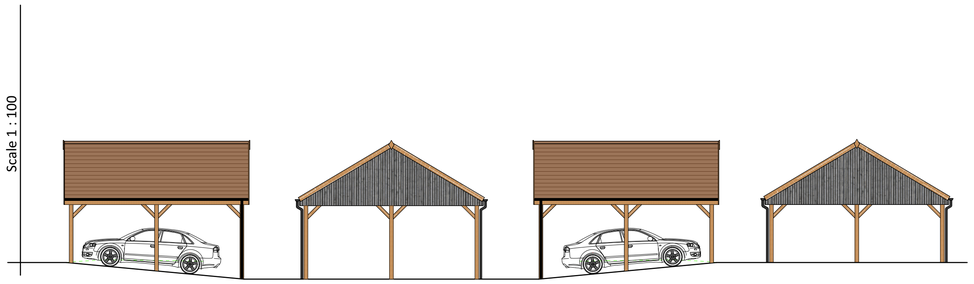

NORTH ELEVATION | EAST ELEVATION | SOUTH ELEVATION | WEST ELEVATION

0 1 2 3 4 5 M

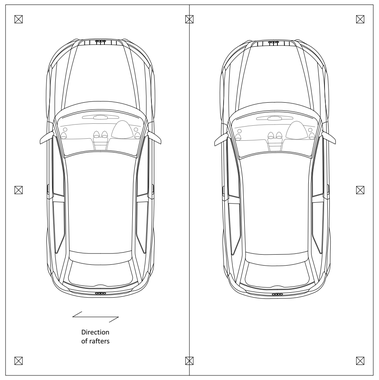

CAR PORT GROUND FLOOR PLAN
Scale 1 : 50

0 1 2 3 4 5 M



PROPOSED CAR PORT ROOF PLAN
Scale 1 : 100

0 1 2 3 4 5 M

PROPOSED STREET SCENES
Scale 1 : 100

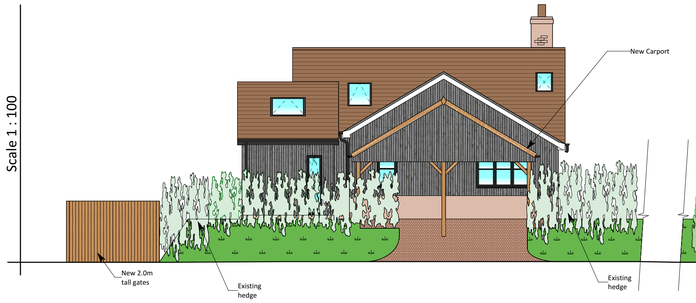

AS VIEWED FROM CHURCH LANE

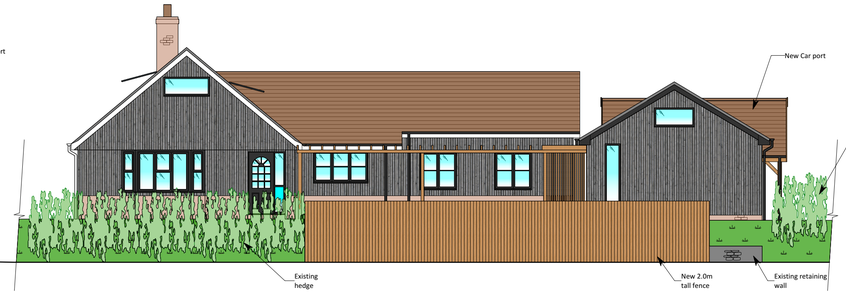

AS VIEWED FROM PRIVATE LANE
ADJACENT TO IONA

0 1 2 3 4 5 M

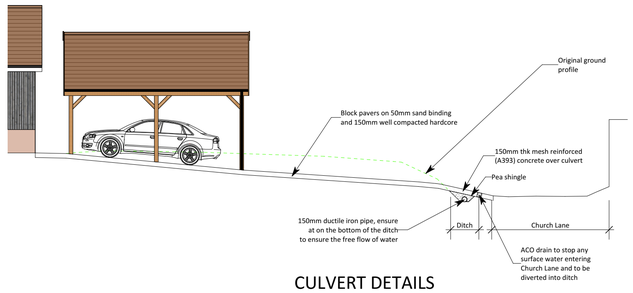

CULVERT DETAILS
Scale 1 : 100

0 1 2 3 4 5 M

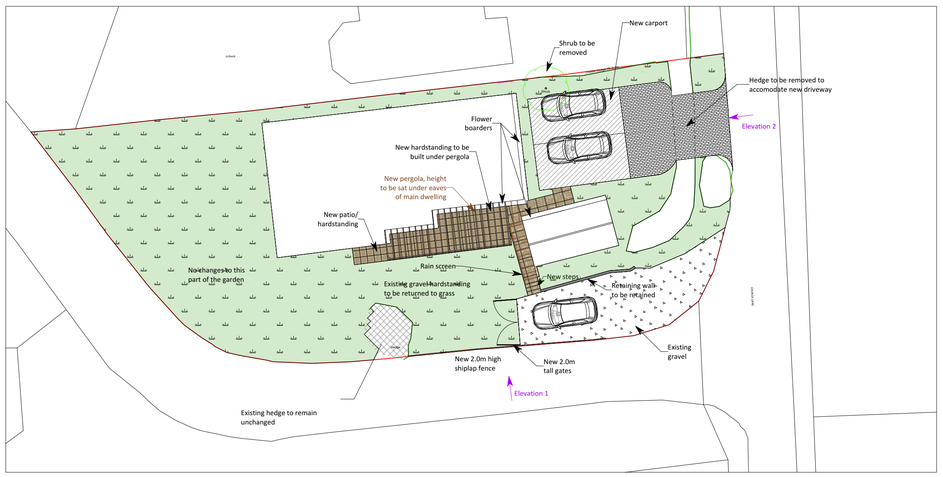

PROPOSED LAYOUT PLAN
Scale 1 : 200

0 1 2 3 4 5 6 7 8 9 M

The contents of this drawing are copyright. Responsibility is not accepted for errors made by others in scaling and using information from this drawing. All dimensions to be checked on site. All construction information should be taken from figured dimensions only. Works to be Carried out in accordance with bye-laws and Building Regulations of the Local Authorities. Building contractor to ensure all works are compliant with current building regulations regardless of whether detailed on the plan or not.

TITLE :	Loft and garage conversion
CLIENT :	Mr & Mrs Cichero
ADDRESS :	Iona, Church Lane Mildenhall Marlborough, SN8 2LU
DATE :	07/08/23 DRWG No : OD00122/P/B - Sht 4
SCALE :	1 : 50 / 1 : 100 / 1 : 200 when printed @ A1
LOCAL AUTHORITY :	Wiltshire Council

+Y
-X
Origin Designs
-Y