PATH

133.28

2NO.PROPOSED DWARF
NEW FRUIT TREES

133.28

A

133.28

A

132.953

E/V CHARGING
POINT

RETAINING WALL
WITH RENDER
ABOVE GROUND
AND A CAPING STONE TO
TOP

5680

770

1750

132.953

B

B

GRASS

133.26

Fall approx
0.4m over 5m

Fall approx
0.4m over 5m

PERMEABLE TARMAC
PARKING AREA

132.953

132.953

GRASS

133.21

133.21

C

1790

C

4905

ACO DRAIN

132.38

COATE ROAD

132.58

132.62

132.62

N

0 1 2 3 4 5 M

Section A-A

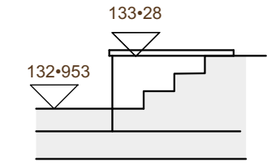

Step retaining wall
in brick to match house

Section B-B

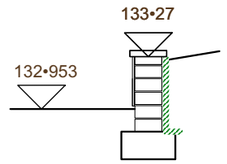

Silicone render to face of wall
colour Buttermilk

Section C-C

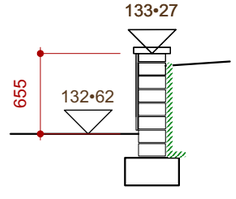

Silicone render to face of wall
colour Buttermilk

Rev:	In:	Date:	Comment:
-	-		

TRUVIO PROPERTIES LTD

1. Responsibility is not accepted for errors made by others in scaling from this drawing. All construction information should be taken from written dimensions only.

2. All dimensions must be checked on site and any discrepancies checked with the architect prior to manufacture, fabrication and/or installation

3. Unless shown otherwise all dimensions are to structural surfaces.

4. All works to be carried out in accordance with British Standards, EU Regulations, Codes of Practice and all statutory obligations.

Project: Coate Road
Stanton St Bernard

Title/contents: Proposed Driveway Retaining Walls and Soakaway

Scale	Paper Size	Date	Drawn by
1:50	A3	AUG 23	SW
Job.no.	**Type**	**Dwg.no.**	**Revision**
CHS 038	P	003	-