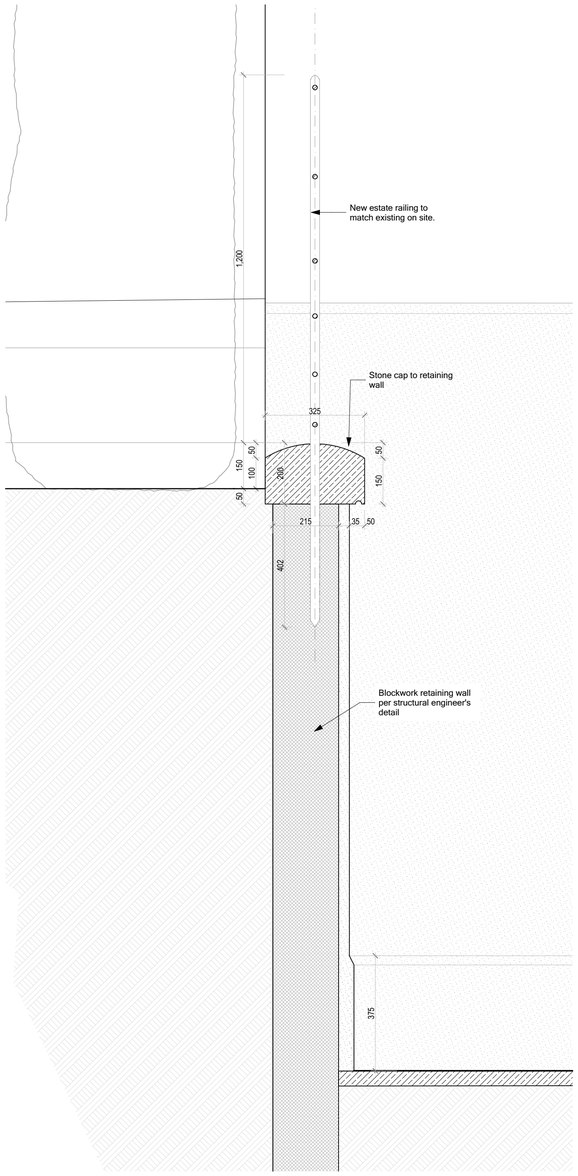

Section through Metal Railing and Retaining Wall - 1:10



Metal Railing Elevation - 1:10

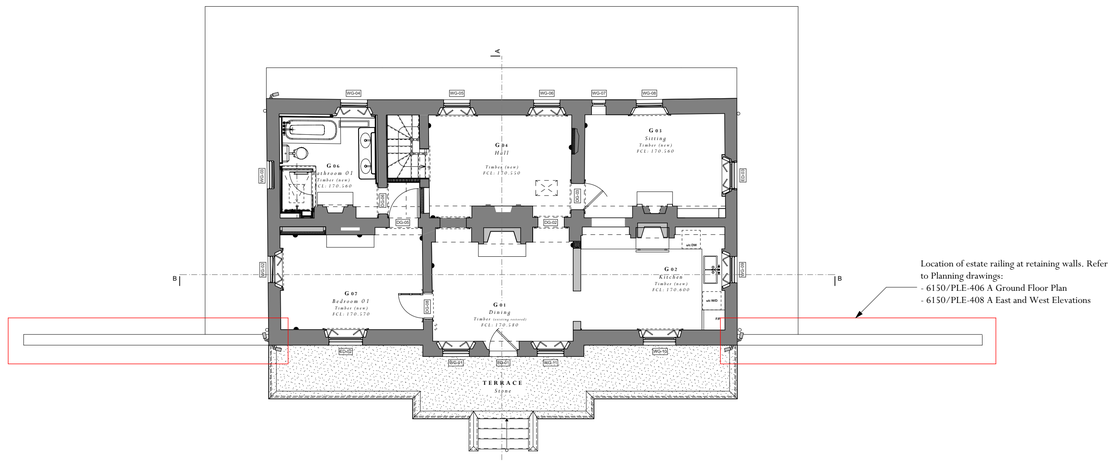

1:100 - Ground Floor Key Plan Locating Railing

Adjacent Properties and Boundaries are shown for illustrative purposes only and have not been surveyed unless otherwise stated.
All areas shown are approximate and should be verified before forming the basis of a decision.
Do not scale other than for Planning Application purposes.
All dimensions must be checked by the contractor before commencing work on site.
No deviation from this drawing will be permitted without the prior written consent of the Architect.
The copyright of this drawing remains with the Architect and may not be reproduced in any form without prior written consent.
Ground Floor Slabs, Foundations, Sub-Structures, etc. All work below ground level is shown provisionally. Inspection of ground condition is essential prior to work commencing.
Reassessment is essential when the ground conditions are apparent, and redesign may be necessary in the light of soil conditions found. The responsibility for establishing the soil and sub-soil conditions rests with the contractor.



Scale 1:50

NOTE: For location of estate railing at retaining walls please refer to Planning drawings:
- 6150/PLE-406 A Ground Floor Plan
- 6150/PLE-408 A East and West Elevations

Rev	Date	Description	Initials
	04/01/20	Planning Issue	EM

PROJECT: Tottenham House & Estate
Pond Cottage Refurbishment

TITLE: Proposed Railing

SCALE: 1:10 @ A1

DATE: 2021/January

DRAWING No: 6150 PC 119

DRAWN BY: EM

ADAM ARCHITECTURE
OLD HYDE HOUSE, 75 HYDE STREET
WINCHESTER, HAMPSHIRE, SO23 7DW
TELEPHONE: 01962 843843 FACSIMILE: 01962 843303
6 QUEEN SQUARE, LONDON, WC1N 3AT
TELEPHONE: 020 78410140 FACSIMILE: 01962 843303
www.adamarchitecture.com contact@adamarchitecture.com
ADAM ARCHITECTURE IS A TRADING NAME OF ADAM ARCHITECTURE LIMITED