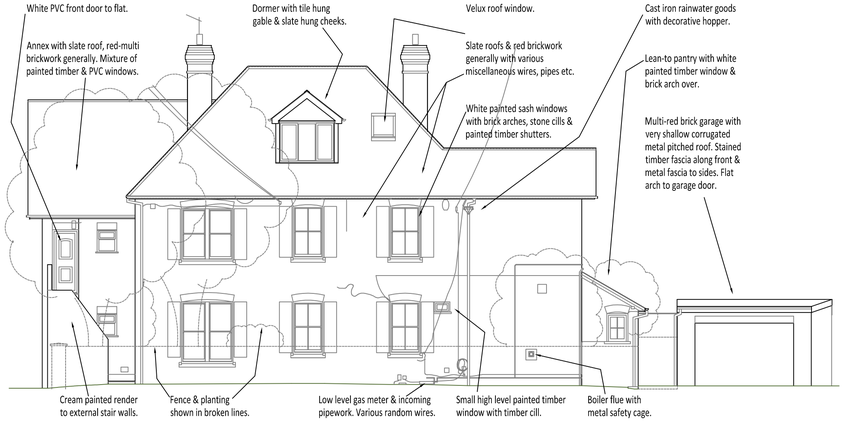

Existing NE Elevation

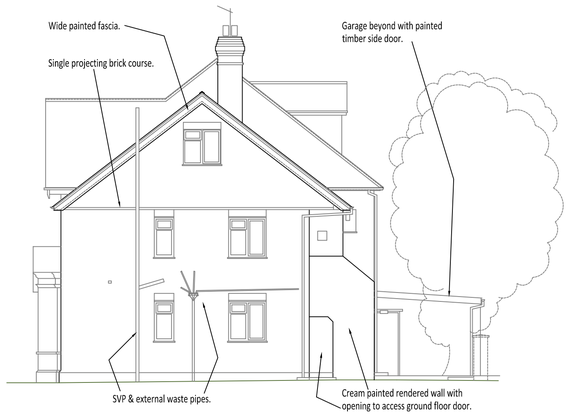

Existing SE Elevation



Existing SW Elevation

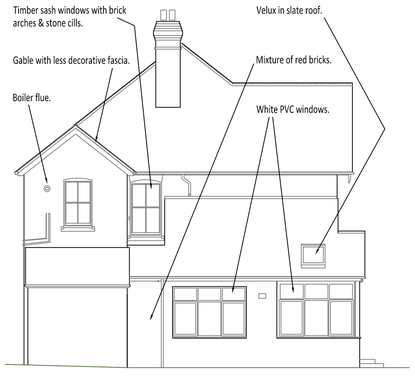

Existing NW Elevation

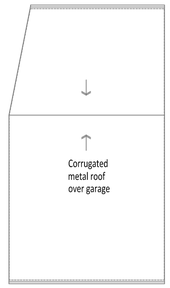

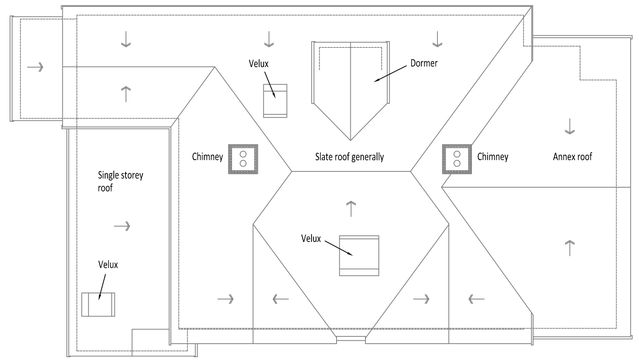

Existing Roof Plan 1:100

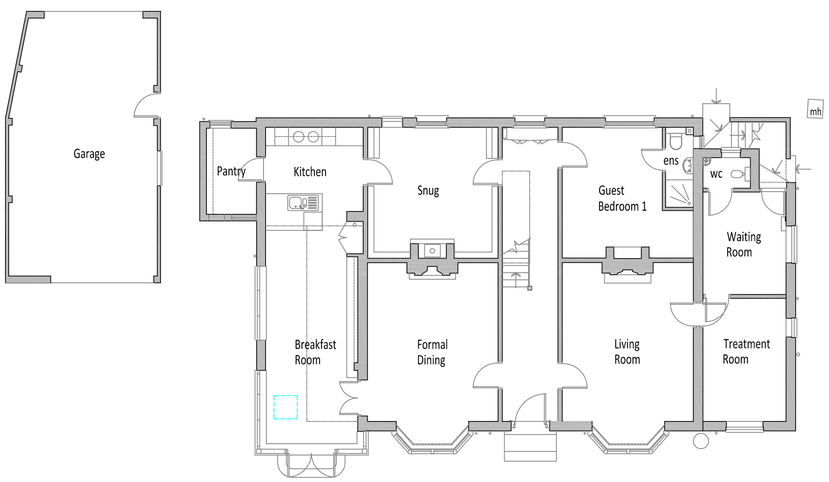

Existing Ground Plan 1:100

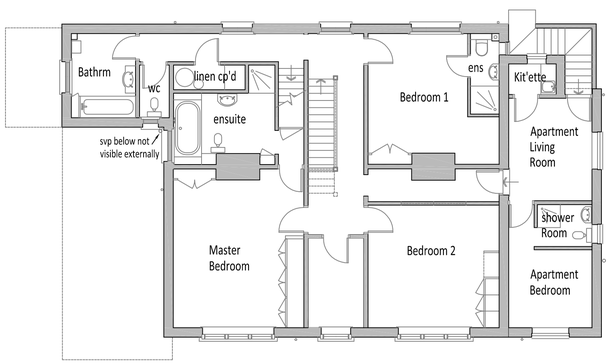

Existing First Floor Plan 1:100

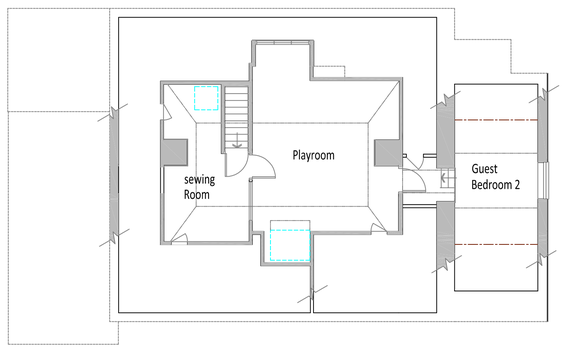

Existing Second Floor Plan 1:100

DO NOT SCALE FROM THIS DRAWING.

Dimensions to be checked on site prior to any ordering, fabrication or construction.

This drawing is schematic only.

0 1 2 3 4 5m

Scale 1:100

North

Rev B 11-07-23 Notes added & minor amends.

Rev A 02-03-23 Shutters, brick arches, roof falls & mh added; garage outline adjusted.

Rev notes:

Client: Mr. & Mrs. Shapland
43 Hulse Road
Salisbury, SP1 3LU

Project: Extensions & Alterations to layout

Drawing Title: Existing

Drawing no: 2301-01 Rev: B

Scale: 1:100 @ A1

Date: 11-2-23

carole tracey ARCHITECT BA (Hons) Dip Arch arb AECB

e: carole-tracey@live.com www.caroletracey.com m: 07815 154914